

Switches and Sensors Catalogue

TRIDON ▶

Oil Pressure

Water Temperature

Coolant Temperature

Thermo Fan

Stop Light

Reverse Light





Tridon Australia Pty Ltd is a 100% Australian owned company supplying the automotive, original equipment, industrial and hardware markets in Australia and New Zealand. Quality and customer service are of the utmost importance. Tridon's distribution and manufacturing facility is ISO9001/TS16949 quality accredited and ISO14001 environmentally accredited.

Tridon offers the following switches and sensors to suit vehicles manufactured throughout the world.

- Oil Pressure Senders and Sensors
- Water Temperature Senders
- Coolant Temperature Sensors
- Thermo Fan Switches
- Stop Light Switches
- Reverse Light Switches

This catalogue has been carefully researched and compiled to assist with correct product selection and includes:

- Vehicle Application List
- Part Number Identification Guides
- Technical Information and Testing Procedures

Tridon prides itself on delivering the most comprehensive range of products and the highest level of service to its customers.

For further information regarding our products visit www.tridon.com.au, contact your nearest Tridon stockist or Tridon Customer Service as listed on the back of this catalogue.



Contents

Product Range	2
----------------------	---

Merchandising	3
----------------------	---

Packaging	4
------------------	---

Vehicle Application List	5
---------------------------------	---

Oil Pressure Senders and Sensors	147
---	-----

Function/Testing and Replacement	
Identification Guide/Quick Reference Guide	

Water Temperature Senders	162
----------------------------------	-----

Function/Testing and Replacement	
Identification Guide/Quick Reference Guide	

Coolant Temperature Sensors	172
------------------------------------	-----

Function/Testing and Replacement	
Identification Guide/Quick Reference Guide	

Thermo Fan Switches	186
----------------------------	-----

Function/Testing and Replacement	
Identification Guide	
Style Variations/Quick Reference Guide	

Stop Light Switches	202
----------------------------	-----

Function/Testing and Replacement	
Identification Guide/Quick Reference Guide	

Reverse Light Switches	216
-------------------------------	-----

Function/Testing and Replacement	
Identification Guide/Quick Reference Guide	

Product Range



Oil Pressure Senders and Sensors

The engine oil pressure sender/sensor is designed to measure the integrity of the engine lubrication system. The sender/sensor responds to changes in engine oil pressure, displayed via operation of the oil pressure light or gauge.



Water Temperature Senders

The water temperature sender is designed to measure the integrity of the engine cooling system. The sender responds to changes in engine coolant temperature, displayed via operation of the water temperature light or gauge.



Coolant Temperature Sensors

The coolant temperature sensor is designed to respond to changes in engine coolant temperature. The sensor is crucial in the control of temperature based functions performed by the ECU (eg spark and fuel timing, instrumentation, etc).



Thermo Fan Switches

The thermo fan switch is designed to control operation of the electric thermo fan(s). The thermo fan switch responds to changes in engine coolant temperature, enabling thermo fan operation at a predetermined temperature.



Stop Light Switches

The stop light switch is a mechanical device used to control operation of vehicle stop lights. The switch is designed to complete the circuit with the application of the brake pedal allowing stop light operation.



Reverse Light Switches

The reverse light switch is a mechanical device used to control operation of the vehicle reverse lights. The switch is designed to complete the circuit when reverse gear is selected allowing reverse light operation (manual transmission only).

Merchandising

Tridon offers a range of merchandising solutions for retail and trade requirements. Each merchandiser contains top ranking part numbers to ensure maximum market coverage and sales.

Oil Pressure Sender Merchandiser

Features Tridon's most popular oil pressure senders and sensors. This compact modular merchandising system ensures products are easy to identify, purchase and restock. This unit is easy to hang and measures 450mm (w) x 595mm (h).

Part No. TPSM01			
Part No.	Qty	Part No.	Qty
TPS006	2	TPS038	1
TPS007	2	TPS061	4
TPS008	4	TPS064	4
TPS011	2	TPS066	1
TPS017	2	TPS071	2
TPS029	2	TPS073	2
Total			28



Master Merchandiser

Comprehensive master merchandiser features top ranking part numbers for each of the Tridon automotive switch types. This compact modular merchandising system ensures products are easy to identify, purchase and restock. This unit is easy to hang and measures 450mm (w) x 1045mm (h).

Part No. TSM01			
Part No.	Qty	Part No.	Qty
TBS007	1	TPS007	2
TBS009	1	TPS008	2
TBS037	2	TPS061	2
TBS060	2	TPS064	2
TCS011	2	TPS073	2
TCS032	2	TRS007	1
TCS040	2	TRS016	1
TCS070	2	TRS020	1
TCS090	2	TRS026	1
TFS110	2	TTS001	2
TFS114	2	TTS004	2
TFS119	2	TTS006	2
TFS136	2	TTS007	2
TFS139	2	TTS062	2
Total			50



Trade Merchandisers

Handy merchandisers supplied in durable Tridon parts boxes provide ideal storage and easy access for a range of popular Tridon switches and sensors.

Oil Pressure Senders and Sensors

Part No. TPASM02	
Part No.	Qty
TPS006	1
TPS007	2
TPS008	2
TPS017	1
TPS061	2
TPS064	2
TPS071	1
TPS073	1
Total	12

Water Temperature Senders

Part No. TTSM01	
Part No.	Qty
TTS001	4
TTS004	2
TTS006	4
TTS062	2
Total	12

Coolant Temperature Sensors

Part No. TCSM01	
Part No.	Qty
TCS011	2
TCS032	2
TCS040	4
TCS070	4
Total	12



Thermo Fan Switches

Part No. TFSM01	
Part No.	Qty
TFS110	4
TFS114	4
TFS119	2
TFS139	2
Total	12

Stop Light Switches

Part No. TBSM01	
Part No.	Qty
TBS007	2
TBS009	2
TBS037	4
TBS060	4
Total	12

Reverse Light Switches

Part No. TRSM01	
Part No.	Qty
TRS007	4
TRS016	4
TRS020	2
TRS026	2
Total	12

Packaging

Tridon switches and sensors are packaged in attractive, user friendly blister packs. The product can be viewed without destruction of the packaging to ensure easy identification and product selection.



Vehicle make and models are listed in alphabetical order with the corresponding year, cylinder, engine size and model. The applications for each product are listed with the Tridon part number. Tridon part numbers are colour coded for easy identification:

- Blue** Oil Pressure Senders and Sensors
- Green** Water Temperature Senders
- Green** Coolant Temperature Sensors
- Green** Thermo Fan Switches
- Red** Stop Light Switches
- Black** Reverse Light Switches

Reference should be made to the vehicle application prior to selection of the replacement part to ensure that the correct part is supplied for the vehicle.

Vehicle Application List



Make and Model		Year		Engine		Part Number						Notes
		Start	Finish	Size & Model	Cam & Valves	Oil Pressure	Water Temp	Coolant Sensor	Fan Switch	Stop Light	Reverse Light	
Alfa Romeo												
33	1.5L	05/85	01/89	1.5L (AR305)	Petrol	TPS019	-	-	TFS100	-	-	
33	1.7L	10/88	01/92	1.7L (AR305.50)	SOHC 8V (Petrol)	TPS019	-	TCS040	TFS100	-	-	
33	1.7L	07/90	01/92	1.7L (AR307.46)	DOHC 16V (Petrol)	TPS019	-	TCS040	TFS100	TBS021	-	Check illustrations for correct application
75	2.0L	01/88	01/92	2.0L (AR062.24)	DOHC 16V (Petrol)	TPS020	-	TCS040	TFS101	-	-	
75	2.5L (V6)	10/86	12/90	2.5L	DOHC (Petrol)	TPS020	TTS520	TCS026	TFS101	-	-	
75	3.0L (V6)	01/88	01/92	3.0L	SOHC 12V (Petrol)	TPS020	TTS520	TCS026	TFS101	-	-	
90	2.5L (V6)	09/86	02/88	2.5L (AR016.46)	DOHC 24V (Petrol)	-	-	TCS026	TFS101	-	-	
145	1.7L	01/94	01/97	1.7L (AR33401)	DOHC 16V (Petrol)	TPS043	-	TCS040	-	-	TRS109	Check illustrations for correct application
146	1.6L	06/95	06/96	1.6L (AR33201)	SOHC 8V (Petrol)	TPS043	-	TCS040 TCS090	-	-	TRS109	Check illustrations for correct application
146	1.6L (Twin Spark)	01/97	01/01	1.6L (AR67606)	DOHC 16V (Petrol)	TPS043	TTS522	TCS110	-	TBS045	TRS066	Check illustrations for correct application
146	1.7L	06/94	06/97	1.7L (AR33401)	DOHC 16V (Petrol)	TPS043	-	TCS040	-	-	TRS109	Check illustrations for correct application
147	1.6L	01/01	01/06	1.6L (AR3210)	DOHC 16V (Petrol)	TPS043	-	TCS113	-	TBS054 TBS080	TRS066	Check illustrations for correct application
147	1.6L	01/01	01/06	1.6L (AR32104)	DOHC 16V (Petrol)	TPS043	-	TCS113	-	TBS080	TRS066	
147	1.9D	01/06	09/09	1.9L (937A5)	DOHC 16V (Diesel)	TPS043	-	TCS143	-	TBS054 TBS080	TRS067	Check illustrations for correct application
147	2.0L	08/01	09/09	2.0L (AR32310)	DOHC 16V (Petrol)	TPS043	-	TCS113	-	TBS054 TBS080	TRS066	Check illustrations for correct application
147	3.2L (V6) GTA	07/03	02/07	3.2L (932A000)	DOHC 24V (Petrol)	TPS043	-	TCS113	-	TBS054 TBS080	TRS067	Check illustrations for correct application
155	2.0L	06/93	10/93	2.0L (AR67202)	DOHC 16V (Petrol)	TPS018	-	TCS040	TFS145 TFS237	TBS032	TRS066	Check illustrations for correct application
155	2.0L	10/93	06/95	2.0L (AR67202)	DOHC 16V (Petrol)	TPS020	-	TCS040	TFS145 TFS237	TBS032	TRS066	Check illustrations for correct application
156	2.0L (Twin Spark)	02/99	08/02	2.0L (AR32310)	DOHC 16V (Petrol)	TPS043	-	TCS102 TCS110 TCS113	-	TBS045 TBS054	TRS066	Check illustrations for correct application
156	2.0L (Twin Spark)	06/99	01/03	2.0L (AR3231)	DOHC 16V (Petrol)	TPS043	-	TCS113	-	TBS054	TRS066	
156	2.0L (JTS)	08/02	05/06	2.0L (937A1000)	DOHC 16V (Petrol)	TPS043	-	TCS113	-	TBS054	TRS066	
156	2.5L (V6)	01/99	01/03	2.5L (AR3240)	DOHC 24V (Petrol)	TPS043	TTS522	TCS110 TCS113	-	TBS045 TBS054 TBS080	TRS067	Check illustrations for correct application
156	2.5L (V6)	08/02	05/06	2.5L (AR32405)	DOHC 24V (Petrol)	TPS043	TTS522	TCS113	-	TBS054 TBS080	TRS067	Check illustrations for correct application
156	3.2L (V6) GTA	08/02	05/04	3.2L (932A000)	DOHC 24V (Petrol)	TPS043	-	TCS113	-	TBS054	TRS067	
159	1.7L	12/10	06/13	1.7L (939B1)	DOHC VVT 16V (Petrol)	TPS043 TPS074	-	TCS153 TCS173	-	TBS054	TRS090	Check illustrations for correct application
159	1.9D	03/07	06/13	1.9L (939A2000)	DOHC 16V (Diesel)	TPS043	-	TCS143	-	TBS054	TRS090	
159	2.2L (JTS)	06/06	10/10	2.2L (939A5000)	DOHC VVT 16V (Petrol)	-	-	TCS102	-	TBS054	TRS090	
159	2.4D (JTD)	06/06	06/13	2.4L (939A3000)	DOHC 20V (Diesel)	TPS043	-	TCS143	-	TBS054	TRS090	

Make and Model		Year		Engine		Part Number						Notes
		Start	Finish	Size & Model	Cam & Valves	Oil Pressure	Water Temp	Coolant Sensor	Fan Switch	Stop Light	Reverse Light	
Alfa Romeo cont.												
159	3.2L (V6)	06/06	06/13	3.2L (939A000)	DOHC VVT 24V (Petrol)	-	-	TCS102	-	TBS054	TRS090	
164	3.0L (V6)	02/89	12/92	3.0L (AR064.10)	DOHC (Petrol)	TPS040	-	TCS040	TFS101	-	-	
164	3.0L (V6)	05/91	12/92	3.0L (AR643.01)	DOHC (Petrol)	TPS040	-	TCS040	-	-	-	
166	2.5L (V6)	01/99	01/04	2.5L (AR34201)	DOHC 24V (Petrol)	TPS043	-	TCS110	-	TBS031 TBS032	TRS067	Check illustrations for correct application
166	3.0L (V6)	08/99	04/01	3.0L (AR34301)	DOHC 24V (Petrol)	TPS043	-	TCS110	-	TBS031 TBS032 TBS054	TRS067	Check illustrations for correct application
166	3.0L (V6)	05/01	01/09	3.0L (AR36101)	DOHC 24V (Petrol)	TPS043	-	TCS113	-	TBS054	TRS067	
Alfasud	1.2L, 1.5L	03/74	12/88	1.2L, 1.5L	Petrol	TPS019	-	-	TFS100	TBS021	-	
Alfetta	1.8L, 2.0L	03/74	07/85	1.8L, 2.0L		TPS020	-	-	TFS101	-	-	
Brera	2.2L (JTS)	06/06	01/11	2.2L (939A5000)	DOHC VVT 16V (Petrol)	-	-	TCS102	-	TBS054	TRS090	
Brera	2.4D	01/06	01/07	2.4L (939A3000)	DOHC 20V (Diesel)	TPS043	-	TCS143	-	TBS054	TRS090	
Brera	3.2L (V6) JTS	06/06	06/09	3.2L (939A000)	DOHC 16V (Petrol)	-	-	TCS102	-	TBS054	TRS090	
Giulietta	2.0L	03/84	03/86	2.0L (AR01655)	DOHC 16V (Petrol)	TPS020	-	-	TFS101	-	-	
Giulietta	1.4L	01/11	06/13	1.4L (940A2)	DOHC 16V (Petrol)	TPS043	-	TCS160	-	TBS112	TRS067	
Giulietta	1.8L	01/11	06/13	1.8L (940A1)	DOHC 16V (Petrol)	TPS043	-	TCS153	-	TBS112	TRS067	
Giulietta	2.0D (JTD-M)	02/12	06/13	2.0L (940A4)	DOHC 16V (Diesel)	TPS043 TPS131	-	TCS153	-	TBS112	TRS067	Check illustrations for correct application
GT	2.0L (JTS)	11/04	07/10	2.0L (937A1000)	DOHC 16V (Petrol)	TPS043	-	TCS113	-	TBS054	TRS066	
GT	3.2L (V6) GT	06/04	07/10	3.2L (936A000)	DOHC 24V (Petrol)	TPS043	-	TCS113	-	TBS054	TRS067	
GTV	2.0L	07/81	08/86	2.0L (AR016)	DOHC 16V (Petrol)	TPS007	-	-	TFS101	-	-	
GTV	2.0L	06/98	09/03	2.0L (AR32301)	DOHC 16V (Petrol)	TPS043	-	TCS110	-	TBS032 TBS054	TRS066	Check illustrations for correct application
GTV	2.0L	01/03	01/05	2.0L (937A1)	DOHC 16V (Petrol)	TPS043	-	TCS113	-	TBS054	TRS066	
GTV	2.5L (V6)	03/83	02/88	2.5L (AR0911)	DOHC (Petrol)	TPS020	-	TCS026	TFS101	-	-	
GTV	3.0L (V6)	06/98	09/03	3.0L (AR16102)	DOHC 24V (Petrol)	TPS043	TTS522	TCS040 TCS110	TFS237	TBS032 TBS054	TRS067	Check illustrations for correct application
GTV	3.2L (V6)	10/03	12/04	3.2L (936A0)	DOHC 24V (Petrol)	TPS043	-	TCS113	TFS237	TBS054	TRS067	
Mito	1.4L	07/09	06/10	1.4L (198A4)	DOHC 16V (Petrol)	TPS043	-	TCS160	-	TBS112	TRS066 TRS067 TRS090	Check illustrations for correct application
Mito	1.4L	12/10	06/11	1.4L (995A7)	DOHC 16V (Petrol)	-	-	TCS160	-	TBS112	TRS066	
Mito	1.4L (Sport)	01/09	06/11	1.4L (199A8)	DOHC 16V (Petrol)	TPS043	-	TCS160	-	TBS112	TRS090	
Mito	1.4L (Quadrioglio)	07/10	06/11	1.4L (940A2)	DOHC 16V (Petrol)	TPS043	-	TCS160	-	TBS112	TRS067	
Spider	2.0L	06/98	07/00	2.0L (AR16201)	DOHC 16V (Petrol)	TPS043	TTS522	-	TFS237	TBS031	TRS066	
Spider	2.0L (Twin Spark)	06/98	08/02	2.0L (AR32301)	DOHC 16V (Petrol)	TPS043	TTS520	TCS110	TFS101	TBS032 TBS054	TRS066	Check illustrations for correct application

Make and Model		Year		Engine		Part Number						Notes
		Start	Finish	Size & Model	Cam & Valves	Oil Pressure	Water Temp	Coolant Sensor	Fan Switch	Stop Light	Reverse Light	
Alfa Romeo cont.												
Spider	2.0L	11/99	02/02	2.0L (AR32301)	DOHC 16V (Petrol)	TPS043	TTS520	TCS110	-	TBS032 TBS054	TRS066	Check illustrations for correct application
Spider	2.0L	11/02	09/03	2.0L (AR32310)	DOHC 16V (Petrol)	TPS020 TPS043	TTS520	TCS113	-	TBS031 TBS032 TBS054	TRS066	Check illustrations for correct application
Spider	2.0L (JTS)	07/00	07/05	2.0L (937A1000)	DOHC 16V (Petrol)	TPS043	TTS520	TCS113	-	TBS032 TBS054	TRS066	Check illustrations for correct application
Spider	2.2L (JTS)	11/06	01/11	2.2L (939A5000)	DOHC VVT 16V (Petrol)	-	-	TCS102	-	TBS054	TRS090	
Spider	3.0L (V6)	06/01	09/03	3.0L (AR16105)	DOHC 24V (Petrol)	TPS043	-	TCS113	TFS237	TBS032 TBS054	TRS067	Check illustrations for correct application
Spider	3.2L (V6)	10/03	01/05	3.2L (936A000)	DOHC 24V (Petrol)	TPS043	-	TCS113	TFS237	TBS054	TRS067	
Spider	3.2L (V6) JTS	11/06	06/09	3.2L (939A000)	DOHC VVT 24V (Petrol)	-	-	TCS102	-	TBS012 TBS054 TBS112	TRS090	Check illustrations for correct application
Sprint	1.5L	11/82	02/88	1.5L (AR301)	SOHC 8V (Petrol)	TPS019	-	-	-	-	-	
Audi												
80	1.8 CC (B3)	06/86	07/87	1.8L (JN)	SOHC 8V (Petrol)	TPS030 TPS031 TPS045	-	TCS098	TFS103	TBS038	-	Check illustrations for correct application
80	1.8 (B4)	01/93	01/95	1.8L (ADR)	DOHC 20V (Petrol)	TPS045	-	-	TFS103 TFS208	TBS038	-	Check illustrations for correct application
80	1.9 (B3)	01/88	06/89	1.9L (SD)	OHC 8V (Petrol)	TPS021 TPS030 TPS031 TPS042	-	TCS098	TFS103 TFS104	TBS038	-	Check illustrations for correct application
80	2.0 (S, B3)	01/89	12/92	2.0L (3A, AAD, ABK)	SOHC 8V (Petrol)	TPS030 TPS031 TPS042 TPS045	-	TCS091 TCS098	TFS103 TFS104	TBS038	-	Check illustrations for correct application
80	2.0 (B4)	01/92	01/95	2.0L (ABK, ABT)	SOHC 8V (Petrol)	TPS030	-	TCS091	TFS103 TFS208	TBS038	-	Check illustrations for correct application
80	2.3E (B4)	08/92	09/93	2.3L (NG)	SOHC 10V (Petrol)	TPS021 TPS030 TPS045	-	-	TFS103 TFS104	TBS038	-	Check illustrations for correct application
80	2.8E (V6)	01/93	12/99	2.6L (ABC)	SOHC 12V (Petrol)	TPS045 TPS046	-	TCS098	TFS103 TFS104 TFS208	TBS038	-	Check illustrations for correct application
80	2.8E (V6)	08/92	08/95	2.8L (AAH)	SOHC 12V (Petrol)	TPS045 TPS046	-	TCS098	TFS103 TFS208	TBS038	-	Check illustrations for correct application
90	2.3 (B3)	09/89	07/92	2.3L (NG)	SOHC 10V (Petrol)	TPS030 TPS045	-	-	TFS103 TFS104	TBS038	-	Check illustrations for correct application
90	2.3 (B3)	09/89	03/91	2.3L (7A)	DOHC 20V (Petrol)	TPS030 TPS045	-	-	TFS103 TFS104	TBS038	-	Check illustrations for correct application

Make and Model		Year		Engine		Part Number						Notes
		Start	Finish	Size & Model	Cam & Valves	Oil Pressure	Water Temp	Coolant Sensor	Fan Switch	Stop Light	Reverse Light	
Audi cont.												
100	2.2 CD (C3)	03/85	12/87	2.2L (HX)	SOHC 10V (Petrol)	TPS021 TPS030 TPS031 TPS042	-	-	TFS103 TFS104	TBS038	-	Check illustrations for correct application
100	2.3 (C3)	01/88	03/91	2.3L (NF)	SOHC 15V (Petrol)	-	-	-	TFS103 TFS104	-	-	Check illustrations for correct application
100	2.3 CD (C4)	03/90	03/91	2.3L (AAR)	SOHC 10V (Petrol)	TPS030 TPS045	-	-	TFS208	TBS038	-	Check illustrations for correct application
100	2.3 (C4)	01/91	01/94	2.3L (AAR)	SOHC 10V (Petrol)	TPS030	-	-	TFS208	TBS038	-	Check illustrations for correct application
100	2.8E V6 (C4)	01/92	11/94	2.8L (AAH)	SOHC 12V (Petrol)	TPS045 TPS046	-	TCS098	TFS208	TBS038	-	Check illustrations for correct application
100	2.6E V6 (C4)	08/93	11/94	2.6L (ABC)	SOHC 12V (Petrol)	TPS045 TPS046	-	TCS098	TFS208	TBS038	-	Check illustrations for correct application
200T	2.2 (C3)	10/86	12/90	2.2L (MC)	SOHC 10V (Petrol)	TPS021 TPS030	-	-	TFS103 TFS104	TBS038	-	Check illustrations for correct application
A1	1.4 TFSI	01/11	06/13	1.4L (CAX)	DOHC 16V (Petrol)	TPS108	-	TCS111	-	TBS133	TRS064	
A1	1.4 TFSI (Sport)	06/11	06/13	1.4L (CAV)	DOHC 16V (Petrol)	TPS108	-	TCS111	-	-	TRS048 TRS064	Check illustrations for correct application
A1	1.6 TDi	11/11	06/13	1.6L (CAY)	DOHC 16V (Diesel)	TPS108	-	TCS111	-	TBS133	TRS064	
A2	1.4	01/01	01/03	1.4L (AMF)	SOHC 6V (Diesel)	TPS097	-	TCS104	TFS219	TBS051	TRS048	
A2	1.4	01/01	01/03	1.4L (AUA)	DOHC 16V (Petrol)	TPS096	-	TCS104	TFS219	TBS051	TRS064	
A2	1.6	01/03	01/04	1.6L (BAD)	DOHC 16V (Petrol)	TPS096	-	TCS104 TCS111	TFS219	TBS051	TRS064	Check illustrations for correct application
A3	1.4	12/08	06/13	1.4L (CAXC)	DOHC 16V (Petrol)	TPS108	-	TCS111	TFS218	TBS133	TRS064	
A3	1.6	05/97	05/04	1.6L (AEH)	SOHC 8V (Petrol)	TPS031 TPS054	TTS504	TCS104 TCS105	TFS190 TFS198	TBS028 TBS051	TRS045 TRS048 TRS065	Check illustrations for correct application
A3	1.6	01/99	01/02	1.6L (AKL)	SOHC 8V (Petrol)	TPS031 TPS054	TTS504	TCS104 TCS105	TFS213 TFS218	TBS028 TBS051	TRS045 TRS048 TRS065	Check illustrations for correct application
A3	1.6	01/01	01/02	1.6L (AVU)	SOHC 8V (Petrol)	TPS054	-	TCS104 TCS105	TFS213 TFS218	TBS051	TRS048 TRS064	Check illustrations for correct application
A3	1.6	01/02	01/03	1.6L (BFQ)	SOHC 8V (Petrol)	TPS054	-	TCS104 TCS111	TFS213 TFS218	TBS051	TRS048 TRS064	Check illustrations for correct application
A3	1.6	06/04	08/05	1.6L (BGU)	SOHC 8V (Petrol)	TPS054	-	TCS111	-	TBS073	TRS064	
A3	1.6	02/05	03/11	1.6L (BSE)	SOHC 8V (Petrol)	TPS054	-	TCS111	TFS218	TBS073	TRS064	Check illustrations for correct application
A3	1.6	03/11	06/13	1.6L (CAY)	DOHC 16V (Diesel)	TPS108	-	TCS111	-	TBS133	TRS048	
A3	1.8	05/97	05/04	1.8L (AGN, AGU)	DOHC 20V (Petrol)	TPS031 TPS054	TTS504	TCS104 TCS105	TFS190 TFS198 TFS213 TFS218	TBS028 TBS051	TRS045 TRS048 TRS065	Check illustrations for correct application
A3	1.8	01/00	01/03	1.8L (APG)	DOHC 20V (Petrol)	TPS054	TTS504	TCS104	TFS213 TFS218	TBS051	TRS048 TRS064	Check illustrations for correct application

Make and Model		Year		Engine		Part Number						Notes
		Start	Finish	Size & Model	Cam & Valves	Oil Pressure	Water Temp	Coolant Sensor	Fan Switch	Stop Light	Reverse Light	
Audi cont.												
A3	1.8T	01/00	01/03	1.8L (AUM)	DOHC VVT 20V (Petrol)	TPS054	TTS504	TCS104	TFS213 TFS218	TBS051	-	Check illustrations for correct application
A3	1.8T	01/01	01/03	1.8L (AUQ)	DOHC VVT 20V (Petrol)	TPS054	TTS504	TCS104	TFS198 TFS213 TFS218	TBS051	TRS048 TRS064	Check illustrations for correct application
A3	1.8T	01/07	01/08	1.8L (BYT)	DOHC 16V (Petrol)	TPS054	-	TCS111	-	TBS073	TRS048	
A3	1.8T	01/07	01/09	1.8L (BZB)	DOHC VVT 16V (Petrol)	TPS054	-	TCS111	TFS218	TBS073 TBS133	TRS048	Check illustrations for correct application
A3	1.8T	01/09	06/13	1.8L (CDA)	DOHC VVT 16V (Petrol)	TPS097	-	TCS111	-	TBS133	TRS048	
A3	1.9D	01/08	01/09	1.9L (BLS)	SOHC 8V (Diesel)	TPS097	-	TCS111	-	TBS133	TRS048 TRS064	TRS048 (5 Sp Man), TRS064 (6 Sp Man)
A3	2.0	01/04	01/07	2.0L (AXW, BLR)	DOHC 16V (Petrol)	TPS079 TPS115	-	TCS111	-	TBS073	TRS048	Check illustrations for correct application
A3	2.0	01/04	01/05	2.0L (BLX)	DOHC 16V (Petrol)	TPS115	-	TCS111	-	TBS091	TRS048	
A3	2.0	01/04	01/07	2.0L (BLY, BVY)	DOHC VVT 16V (Petrol)	TPS079 TPS115	-	TCS111	-	TBS073	TRS048	Check illustrations for correct application
A3	2.0 TFSI	07/04	05/07	2.0L (AXX)	DOHC 16V (Petrol)	TPS079 TPS115	-	TCS111	-	TBS073	TRS064	Check illustrations for correct application
A3	2.0 TFSI	06/04	05/07	2.0L (BMB)	DOHC 16V (Petrol)	TPS115	-	TCS111	-	TBS073	TRS048	
A3	2.0 TFSI	01/08	01/09	2.0L (CAWB)	DOHC 16V (Petrol)	TPS054	-	TCS111	-	TBS133	TRS064	
A3	2.0T	02/05	01/09	2.0L (BWA)	DOHC 16V (Petrol)	TPS079	-	TCS111	-	TBS073	TRS064	
A3	2.0T	01/09	06/13	2.0L (CCZA)	DOHC VVT 16V (Petrol)	TPS054 TPS111	-	TCS111	-	-	TRS064	Check illustrations for correct application
A3	2.0 TDI	06/04	01/07	2.0L (BKD, BMN)	DOHC 16V (Diesel)	TPS097	-	TCS111	-	TBS073	TRS064	
A3	2.0 TDI	01/08	06/13	2.0L (CBAB, CBB)	DOHC 16V (Diesel)	TPS097	-	TCS111	-	TBS133	TRS064	
A3	2.0 TDI	10/10	06/13	2.0L (CFF, CLJ)	DOHC 16V (Diesel)	TPS108	-	TCS111	-	TBS133	TRS064	
A3	3.2 (V6)	08/04	01/09	3.2L	DOHC 24V (Petrol)	TPS053	-	TCS111	-	TBS073	TRS064	
A4	1.6	01/95	01/03	1.6L (ADP)	SOHC 8V (Petrol)	TPS031 TPS054	-	TCS104 TCS105	TFS103 TFS208 TFS219	TBS038	TRS030 TRS093	Check illustrations for correct application
A4	1.6	01/97	01/99	1.6L (AHL)	SOHC 8V (Petrol)	TPS031	-	TCS091 TCS105	TFS208	TBS038	TRS030 TRS093	Check illustrations for correct application
A4	1.8	08/95	06/01	1.8L (ADR)	DOHC 20V (Petrol)	TPS031 TPS054	-	TCS091 TCS101 TCS105	TFS103 TFS208	TBS038 TBS049	TRS093	Check illustrations for correct application
A4	1.8 (Quattro)	08/95	10/97	1.8L (AEB)	DOHC 20V (Petrol)	TPS031	-	TCS091 TCS105	TFS103 TFS208	TBS038 TBS049	TRS093	Check illustrations for correct application
A4	1.8	01/99	01/02	1.8L (APT)	DOHC VVT 20V (Petrol)	TPS031 TPS054	-	TCS104 TCS105	TFS219	TBS049	TRS093	Check illustrations for correct application
A4	1.8	03/08	06/12	1.8L (CAB, CDHB)	V-DOHC 16V (Petrol)	TPS097 TPS111	-	TCS111	-	TBS137	-	Check illustrations for correct application

Make and Model		Year		Engine		Part Number						Notes
		Start	Finish	Size & Model	Cam & Valves	Oil Pressure	Water Temp	Coolant Sensor	Fan Switch	Stop Light	Reverse Light	
Audi cont.												
A4	1.8T	12/95	01/99	1.8L (AEB)	DOHC 20V (Petrol)	TPS031	-	TCS091 TCS105	TFS103 TFS208	TBS038 TBS049	TRS093	Check illustrations for correct application
A4	1.8T	01/99	07/01	1.8L (AJL)	DOHC (Petrol)	TPS031 TPS054	-	TCS104 TCS105	TFS103 TFS208 TFS219	TBS038 TBS049	TRS030 TRS093	Check illustrations for correct application
A4	1.8T	01/99	01/01	1.8L (APU)	DOHC 20V (Petrol)	TPS031 TPS054	-	TCS104 TCS105	TFS219	TBS038 TBS049	TRS093	Check illustrations for correct application
A4	1.8T	01/01	01/05	1.8L (AMB)	DOHC 20V (Petrol)	TPS054	-	TCS104 TCS111	-	TBS073	TRS030 TRS060 TRS093	Check illustrations for correct application
A4	1.8T	01/01	01/03	1.8L (AVJ)	DOHC 20V (Petrol)	TPS054	-	TCS104 TCS111	-	TBS073	TRS030 TRS060 TRS093	Check illustrations for correct application
A4	1.8T	02/02	03/05	1.8L (BEX)	DOHC 20V (Petrol)	TPS054	-	TCS104 TCS111	-	TBS073	TRS030 TRS060	Check illustrations for correct application
A4	1.8T	04/02	08/08	1.8L (BFB)	DOHC 20V (Petrol)	TPS054	-	TCS104 TCS111	-	TBS073	TRS030 TRS060 TRS093	Check illustrations for correct application
A4	2.0	07/01	08/08	2.0L (ALT)	DOHC VVT 20V (Petrol)	TPS054	-	TCS104 TCS111	-	TBS073	TRS030 TRS060 TRS093	Check illustrations for correct application
A4	2.0T	01/06	01/07	2.0L (BUL)	DOHC 20V (Petrol)	TPS079	-	TCS111	-	TBS073	TRS060 TRS093	Check illustrations for correct application
A4	2.0 TFSI	01/05	08/08	2.0L (BGB)	DOHC VVT 16V (Petrol)	TPS079 TPS115	-	TCS104 TCS111	-	TBS073	TRS060 TRS093	Check illustrations for correct application
A4	2.0 TFSI	01/05	08/09	2.0L (BWE)	DOHC 16V (Petrol)	TPS079	-	TCS104 TCS111	-	TBS073	TRS060 TRS093	Check illustrations for correct application
A4	2.0 TFSI	01/08	06/13	2.0L (CDNB)	DOHC VVT 16V (Petrol)	TPS097 TPS111	-	TCS111	-	TBS137	-	Check illustrations for correct application
A4	2.0 TFSI	01/08	06/13	2.0L (CDNC)	DOHC VVT 16V (Petrol)	TPS097 TPS111	-	TCS111	-	-	-	Check illustrations for correct application
A4	2.0 TFSI	10/08	06/13	2.0L (CDNB)	DOHC 16V (Petrol)	TPS097 TPS111	-	TCS111	-	TBS137	-	Check illustrations for correct application
A4	2.0 TDI	01/05	03/08	2.0L (BLB, BRE)	DOHC 16V (Diesel)	TPS097	-	TCS111	-	TBS073	TRS060 TRS093	Check illustrations for correct application
A4	2.0 TDI	03/08	06/12	2.0L (CAGA)	DOHC 16V (Diesel)	TPS097	-	TCS111 TCS190	-	-	-	Check illustrations for correct application
A4	2.0 TDI E	03/10	06/13	2.0L (CAGB)	DOHC VVT 16V (Diesel)	TPS097	-	TCS190	-	-	-	Check illustrations for correct application
A4	2.4 (V6)	02/98	03/05	2.4L (AGA)	DOHC 30V (Petrol)	TPS030 TPS031	-	TCS105	TFS103 TFS208	TBS038	-	Check illustrations for correct application
A4	2.4 (V6)	01/99	01/01	2.4L (APS)	DOHC 30V (Petrol)	TPS031 TPS054	-	TCS104 TCS105	-	TBS038 TBS049	TRS030 TRS093	Check illustrations for correct application

Make and Model		Year		Engine		Part Number						Notes
		Start	Finish	Size & Model	Cam & Valves	Oil Pressure	Water Temp	Coolant Sensor	Fan Switch	Stop Light	Reverse Light	
Audi cont.												
A4	2.4 (V6)	01/02	01/06	2.4L (BDV)	DOHC 24V (Petrol)	TPS054	-	TCS104 TCS111	-	TBS073	TRS030 TRS060 TRS093	Check illustrations for correct application
A4	2.6 (V6)	08/95	02/98	2.6L (ABC)	SOHC 12V (Petrol)	TPS030 TPS031	-	TCS105	TFS103 TFS208	TBS038 TBS049	TRS093	Check illustrations for correct application
A4	2.6 (V6 - Quattro)	10/96	03/98	2.6L (ABC)	SOHC 12V (Petrol)	TPS030 TPS031	-	TCS105	TFS103 TFS208	TBS038 TBS049	-	Check illustrations for correct application
A4	2.7 TDI (V6)	07/08	01/09	2.7L (CAMA)	DOHC VVT 24V (Diesel)	TPS053	-	TCS190	-	TBS137	-	
A4	2.7 TDI (V6)	07/08	06/13	2.7L (CGK)	DOHC VVT 24V (Diesel)	TPS053 TPS127	-	TCS190	-	TBS137	-	Check illustrations for correct application
A4	2.8 (V6)	01/97	06/01	2.8L (ACK)	DOHC 30V (Petrol)	TPS030 TPS031	-	TCS105	TFS103 TFS208 TFS219	TBS038 TBS049	TRS030	Check illustrations for correct application
A4	2.8 (V6)	01/99	01/00	2.8L (APR)	DOHC 30V (Petrol)	TPS031 TPS054	-	TCS104 TCS105	TFS103 TFS208 TFS219	TBS038 TBS049	TRS030 TRS093	Check illustrations for correct application
A4	2.8 (V6)	05/99	06/01	2.8L (APR)	DOHC 30V (Petrol)	TPS031 TPS054	TTS507	TCS104 TCS105	-	TBS038	TRS030 TRS093	Check illustrations for correct application
A4	3.0 (V6)	01/01	01/04	3.0L (ASN)	DOHC 30V (Petrol)	TPS054	-	TCS104 TCS111	-	TBS073	TRS030 TRS060 TRS093	Check illustrations for correct application
A4	3.0 (V6)	06/01	03/05	3.0L (BBJ)	DOHC 30V (Petrol)	TPS054	-	TCS104 TCS111	-	TBS073	TRS030 TRS060 TRS093	Check illustrations for correct application
A4	3.0 TDI (V6)	01/05	01/07	3.0L (BKN)	DOHC 24V (Diesel)	TPS053	-	TCS111	-	TBS073	-	
A4	3.0 TDI (V6)	06/06	03/08	3.0L (ASB)	DOHC 24V (Diesel)	TPS053	-	TCS111	-	TBS073	-	
A4	3.0 TDI (V6)	10/08	06/12	3.0L (CCWA)	DOHC VVT 24V (Diesel)	TPS127	-	TCS190	-	TBS137	-	
A4	3.2 (V6)	01/05	10/07	3.2L (AUK)	DOHC 24V (Petrol)	TPS079 TPS110	-	TCS111	-	TBS073	-	Check illustrations for correct application
A4	3.2 (V6)	03/08	06/13	3.2L (CALA)	DOHC VVT 24V (Petrol)	TPS053 TPS112	-	TCS111	-	TBS137	-	Check illustrations for correct application
A4	4.2 (V8 - RS4)	01/07	09/08	4.2L (BNS)	DOHC 32V (Petrol)	TPS054 TPS109	-	TCS111	-	TBS073	-	Check illustrations for correct application
A5	2.0 TFSI	05/09	06/13	2.0L (CDNC)	DOHC 16V (Petrol)	TPS097 TPS111	-	TCS111	-	TBS137	-	Check illustrations for correct application
A5	3.0 TDI (V6)	10/08	02/12	3.0L (CCWA)	DOHC VVT 24V (Diesel)	TPS053 TPS127	-	TCS111 TCS190	-	TBS137	-	Check illustrations for correct application
A5	3.2 (V6)	01/07	02/12	3.2L (CALA)	DOHC VVT 24V (Petrol)	TPS053 TPS112	-	TCS111	-	TBS137	-	Check illustrations for correct application
A6	2.0 TFSI (C6)	09/06	02/09	2.0L (BPJ)	DOHC 24V (Petrol)	TPS079	-	TCS111	-	TBS073 TBS137	TRS060	Check illustrations for correct application

Make and Model		Year		Engine		Part Number						Notes
		Start	Finish	Size & Model	Cam & Valves	Oil Pressure	Water Temp	Coolant Sensor	Fan Switch	Stop Light	Reverse Light	
Audi cont.												
A6	2.0 TFSI (C7)	10/11	06/13	2.0L (CDNB)	DOHC VVT 16V (Petrol)	TPS097 TPS111	-	TCS111	-	TBS137	-	Check illustrations for correct application
A6	2.0 TDI (C6)	07/09	06/11	2.0L (CAH)	DOHC 16V (Diesel)	TPS097	-	TCS111	-	TBS137	TRS060	
A6	2.0 TDI (C7)	10/11	06/13	2.0L (CGL)	DOHC 16V (Diesel)	TPS108	-	TCS111 TCS190	-	TBS137	-	Check illustrations for correct application
A6	2.3	01/94	01/98	2.3L (AAR)	SOHC 10V (Petrol)	TPS042	-	TCS093	TFS208	TBS038	-	
A6	2.4 (V6)	11/97	10/04	2.4L (AGA)	DOHC 30V (Petrol)	TPS031 TPS054	-	TCS104 TCS105	TFS219	TBS038 TBS049	TRS030 TRS060 TRS093	Check illustrations for correct application
A6	2.4 (V6)	01/99	01/01	2.4L (APS)	DOHC 30V (Petrol)	TPS031 TPS054	-	TCS104 TCS105	TFS219	TBS038 TBS049	TRS030 TRS060 TRS093	Check illustrations for correct application
A6	2.4 (V6)	01/02	09/04	2.4L (BDV)	DOHC 30V (Petrol)	TPS054	-	TCS104	TFS219	TBS049 TBS073	TRS060	Check illustrations for correct application
A6	2.4 (V6)	11/04	10/07	2.4L (BDW)	DOHC 24V (Petrol)	TPS079 TPS110	-	TCS111	-	TBS073 TBS137	TRS060	Check illustrations for correct application
A6	2.6 (V6)	11/94	11/97	2.6L (ABC)	SOHC 12V (Petrol)	TPS030 TPS031 TPS045 TPS046	-	TCS098	TFS208	TBS049	TRS093	Check illustrations for correct application
A6	2.6 (V6) Quattro	11/94	11/97	2.6L (ABC)	SOHC 12V (Petrol)	TPS030 TPS031 TPS045	-	TCS098	TFS208	TBS049	TRS030	Check illustrations for correct application
A6	2.6 (V6) Quattro	11/94	11/97	2.6L (ACZ)	DOHC 30V (Petrol)	TPS030 TPS045	-	TCS098	TFS208	TBS049	TRS030	Check illustrations for correct application
A6	2.7T (V6)	02/02	03/04	2.7L (ARE)	DOHC 30V (Petrol)	TPS054	TTS507	TCS104	TFS219	TBS049 TBS073	TRS030 TRS060	Check illustrations for correct application
A6	2.7 TDI (V6)	01/06	01/08	2.7L (BPP)	DOHC 24V (Diesel)	TPS053	-	TCS111	-	TBS073 TBS137	-	Check illustrations for correct application
A6	2.7 TDI (V6)	07/09	06/11	2.7L (CAN)	DOHC 24V (Diesel)	TPS053 TPS127	-	TCS190	-	TBS137	TRS060	Check illustrations for correct application
A6	2.8 (V6)	01/97	01/02	2.8L (ACK)	DOHC 30V (Petrol)	TPS031 TPS045 TPS054	TTS507	TCS104 TCS105	TFS103 TFS219	TBS038 TBS049	TRS030 TRS060 TRS093	Check illustrations for correct application
A6	2.8 (V6)	01/99	01/01	2.8L (APR)	DOHC 30V (Petrol)	TPS031 TPS054	-	TCS104 TCS105	TFS219	TBS049	TRS030 TRS060 TRS093	Check illustrations for correct application
A6	2.8 FSI (V6)	11/07	02/09	2.8L (BDX)	DOHC VVT 24V (Petrol)	TPS053 TPS112	-	TCS111	-	TBS073 TBS137	TRS060	Check illustrations for correct application
A6	2.8 FSI (V6)	03/09	06/11	2.8L (CCE)	DOHC VVT 24V (Petrol)	TPS112	-	TCS111	-	TBS137	-	
A6	2.8 FSI (V6)	07/11	06/13	2.8L (CHV)	DOHC 24V (Petrol)	TPS053 TPS097	-	TCS111	-	TBS137	-	Check illustrations for correct application

Make and Model		Year		Engine		Part Number						Notes
		Start	Finish	Size & Model	Cam & Valves	Oil Pressure	Water Temp	Coolant Sensor	Fan Switch	Stop Light	Reverse Light	
Audi cont.												
A6	3.0 (V6)	01/01	06/05	3.0L (ASN, BBJ)	DOHC 30V (Petrol)	TPS054	-	TCS104	TFS219	TBS049 TBS073	TRS060	Check illustrations for correct application
A6	3.0 TFSI (V6)	03/09	06/11	3.0L (CAJ)	DOHC VVT 24V (Petrol)	TPS053 TPS112	-	TCS111	-	TBS137	-	Check illustrations for correct application
A6	3.0 TDI (V6)	11/04	02/09	3.0L (BMK)	DOHC 24V (Diesel)	TPS053	-	TCS111	-	TBS073 TBS137	TRS060	Check illustrations for correct application
A6	3.0 TDI (V6)	01/06	01/07	3.0L (ASB)	DOHC VVT 24V (Diesel)	TPS053	-	TCS111	-	TBS073 TBS137	TRS060	Check illustrations for correct application
A6	3.0 TDI (V6)	03/09	06/11	3.0L (CDY)	DOHC VVT 24V (Diesel)	TPS053 TPS127	-	TCS190	-	TBS137	TRS060	Check illustrations for correct application
A6	3.0 TDI (V6)	07/11	06/13	3.0L (CDU)	DOHC VVT 24V (Diesel)	TPS127	-	TCS111	-	TBS137	-	Check illustrations for correct application
A6	3.2 (V6)	01/05	01/07	3.2L (AUK)	DOHC 24V (Petrol)	TPS079 TPS110	-	TCS111	-	TBS073 TBS137	TRS060	Check illustrations for correct application
A6	3.2 FSI (V6)	06/05	02/09	3.2L (AUK)	DOHC 24V (Petrol)	TPS079 TPS110	-	TCS111	-	TBS073 TBS137	TRS060	Check illustrations for correct application
A6	4.2 (V8)	01/99	01/02	4.2L (ARS)	DOHC 40V (Petrol)	TPS054	-	TCS104	TFS219	TBS038 TBS049	TRS030	Check illustrations for correct application
A6	4.2 (V8)	04/00	10/04	4.2L (ANK)	DOHC 40V (Petrol)	TPS054	-	TCS104	TFS219	TBS049 TBS073	-	Check illustrations for correct application
A6	4.2 (V8)	04/02	03/04	4.2L (ASG)	DOHC 32V (Petrol)	TPS054	-	TCS104	TFS219	TBS049 TBS073	-	Check illustrations for correct application
A6	4.2 (V8)	11/04	02/09	4.2L (BAT)	DOHC 40V (Petrol)	TPS054	-	TCS111	-	TBS073 TBS137	-	Check illustrations for correct application
A6	4.2 (V8) RS6	10/03	12/04	4.2L (BCY)	DOHC 40V (Petrol)	TPS054	-	TCS104	TFS219	TBS073	-	
A6	5.2 (V10)	01/06	01/08	5.2L (BXA)	DOHC VVT 40V (Petrol)	TPS054 TPS109	-	TCS111	-	TBS073 TBS137	-	Check illustrations for correct application
A6 (Allroad)	3.0 TDI (V6)	01/07	02/09	3.0L (ASB)	DOHC VVT 24V (Diesel)	TPS053 TPS127	-	TCS111	-	TBS073 TBS137	TRS060	Check illustrations for correct application
A6 (Allroad)	4.2 (V8)	01/06	01/08	4.2L (BVJ)	DOHC 40V (Diesel)	TPS054 TPS109	-	TCS111	-	TBS073 TBS137	-	Check illustrations for correct application
A7	3.0 TFSI (V6)	03/11	06/13	3.0L (CGW)	DOHC 24V (Petrol)	TPS053 TPS112	-	TCS111	-	TBS137	-	Check illustrations for correct application
A7	3.0 TDI (V6)	03/11	06/13	3.0L (CDU)	DOHC 24V (Diesel)	TPS127	-	TCS111	-	TBS137	-	Check illustrations for correct application
A8	2.8 (V6)	05/95	12/96	2.8L (AAH)	SOHC 12V (Petrol)	TPS045 TPS046	-	-	TFS103 TFS208	TBS038 TBS049	TRS030	Check illustrations for correct application
A8	2.8 (V6)	05/95	12/96	2.8L (ACK)	DOHC 30V (Petrol)	TPS045 TPS046	-	TCS105	TFS208	TBS049	TRS030	Check illustrations for correct application
A8	3.2 FSI (V6)	11/06	01/08	3.2L (BPK)	DOHC 24V (Petrol)	TPS079	-	TCS104 TCS111	-	TBS073	-	Check illustrations for correct application
A8	3.0 TDI (V6)	04/08	08/10	3.0L (ASB)	DOHC 24V (Diesel)	TPS053	-	TCS111	-	TBS073 TBS137	-	Check illustrations for correct application
A8	3.0 TDI (V6)	09/10	06/13	3.0L (CCWA)	DOHC VVT 24V (Diesel)	-	-	TCS111	-	TBS137	-	

Make and Model		Year		Engine		Part Number						Notes
		Start	Finish	Size & Model	Cam & Valves	Oil Pressure	Water Temp	Coolant Sensor	Fan Switch	Stop Light	Reverse Light	
Audi cont.												
A8	3.7 (V8)	10/96	06/00	3.7L (AEW)	DOHC 48V (Petrol)	TPS030	-	-	-	TBS049	TRS030	
A8	3.7 (V8)	08/03	10/06	3.7L (BFL)	DOHC 40V (Petrol)	TPS054	-	TCS111	-	TBS073	-	
A8	4.2 (V8)	05/95	11/00	4.2L (ABZ)	DOHC 32V (Petrol)	TPS030 TPS045	-	TCS093	-	TBS049	TRS030	Check illustrations for correct application
A8	4.2 (V8)	01/99	12/02	4.2L (AQF)	DOHC 40V (Petrol)	TPS054	-	TCS104	TFS219	TBS038 TBS049	TRS030	Check illustrations for correct application
A8	4.2 (V8)	08/03	08/10	4.2L (BFM)	DOHC 40V (Petrol)	TPS054	-	TCS111	-	TBS073	-	
A8	4.2 (V8)	01/06	01/07	4.2L (BVJ)	DOHC 40V (Petrol)	TPS054 TPS109	-	TCS111	-	TBS073	-	Check illustrations for correct application
A8	4.2 FSI (V8)	09/10	06/13	4.2L (CDR)	DOHC 32V (Petrol)	TPS096	-	TCS111	-	TBS137	-	Check illustrations for correct application
A8	4.2 TDI (V8)	01/06	08/10	4.2L (BVN)	DOHC 40V (Diesel)	TPS053	-	TCS111	-	TBS073 TBS137	-	Check illustrations for correct application
A8	4.2 TDI (V8)	09/10	06/13	4.2L (CDS)	DOHC 32V (Diesel)	TPS096 TPS127	-	TCS190	-	TBS137	-	Check illustrations for correct application
A8	6.0 (W12)	08/05	08/10	6.0L (BHT)	DOHC 48V (Petrol)	TPS054	-	TCS111	-	TBS073	-	
Allroad (Quattro)	2.5 TDI (V6)	01/01	01/05	2.5L (BAU)	DOHC 30V (Diesel)	TPS053	-	TCS104	TFS219	TBS049 TBS073	TRS030 TRS060	Check illustrations for correct application
Allroad (Quattro)	2.5 TDI (V6)	05/02	06/06	2.5L (AKE)	DOHC 24V (Diesel)	TPS053	-	TCS104	TFS219	TBS049 TBS073	TRS030 TRS060	Check illustrations for correct application
Allroad (Quattro)	2.7T (V6)	02/01	12/06	2.7L (ARE, BES)	DOHC 30V (Petrol)	TPS054	TTS507	TCS104	TFS219	TBS049 TBS073	TRS030 TRS060	Check illustrations for correct application
Allroad (Quattro)	4.2 (V8)	12/03	12/06	4.2L (BAS)	DOHC 40V (Petrol)	TPS054	-	TCS104	-	TBS049 TBS073	TRS030 TRS060	Check illustrations for correct application
Cabriolet	2.6 (V6)	01/94	01/99	2.6L (ABC)	SOHC 12V (Petrol)	TPS031 TPS054	-	TCS105	TFS103 TFS208	TBS038	-	Check illustrations for correct application
Q5	2.0 TFSI	03/09	06/13	2.0L (CDNC)	DOHC VVT 16V (Petrol)	TPS097 TPS111	-	TCS111	-	TBS137	-	Check illustrations for correct application
Q5	2.0 TDI	01/09	09/10	2.0L (CAH)	DOHC 16V (Diesel)	TPS097	-	TCS111	-	TBS137	-	
Q5	2.0 TDI	10/10	06/13	2.0L (CGL)	DOHC 16V (Diesel)	TPS108	-	TCS111 TCS190	-	TBS137	-	Check illustrations for correct application
Q5	3.0 TDI (V6)	03/09	06/13	3.0L (CCWA)	DOHC VVT 24V (Diesel)	TPS053 TPS127	-	TCS190	-	TBS137	-	Check illustrations for correct application
Q5	3.2 (V6)	03/09	06/13	3.2L (CALB)	DOHC VVT 24V (Petrol)	TPS053 TPS112	-	TCS111	-	TBS137	-	Check illustrations for correct application
Q7	3.0 TFSI (V6)	10/10	06/13	3.0L (CJT)	DOHC 24V (Petrol)	TPS053 TPS112	-	TCS111	-	TBS137	-	Check illustrations for correct application
Q7	3.0 TDI (V6)	09/06	10/11	3.0L (BUG, CASA)	DOHC 24V (Diesel)	TPS053	-	TCS111	-	TBS073 TBS137	-	Check illustrations for correct application
Q7	3.0 TDI (V6)	10/11	06/13	3.0L (CRC)	DOHC 24V (Diesel)	TPS127	-	TCS111	-	TBS137	-	Check illustrations for correct application
Q7	3.6 FSI (V6)	09/06	09/10	3.6L (BHK)	DOHC 24V (Petrol)	TPS109	-	TCS111	-	TBS073 TBS137	-	Check illustrations for correct application
Q7	4.2 FSI (V8)	09/06	09/10	4.2L (BAR)	DOHC 32V (Petrol)	TPS054 TPS109	-	TCS111	-	TBS073 TBS137	-	Check illustrations for correct application

Make and Model		Year		Engine		Part Number						Notes
		Start	Finish	Size & Model	Cam & Valves	Oil Pressure	Water Temp	Coolant Sensor	Fan Switch	Stop Light	Reverse Light	
Audi cont.												
Q7	4.2 TDI (V8)	01/07	10/09	4.2L (BTR)	DOHC 32V (Diesel)	TPS053	-	TCS111	-	TBS073 TBS137	-	Check illustrations for correct application
Q7	4.2 TDI (V8)	01/09	09/10	4.2L (CCFA)	DOHC 32V (Diesel)	TPS053 TPS127	-	TCS111	-	TBS073 TBS137	-	Check illustrations for correct application
Q7	4.2 TDI (V8)	10/10	06/13	4.2L (CJG)	DOHC 32V (Diesel)	TPS030 TPS127	-	TCS111	-	TBS137	-	Check illustrations for correct application
Q7	6.0 TDI (V12)	11/09	06/13	6.0L (CCGA)	DOHC 48V (Diesel)	TPS053	-	TCS190	-	TBS137	-	
R8	4.2 FSI (V8)	01/07	06/13	4.2L (BYH)	DOHC VVT 32V (Petrol)	TPS109	-	TCS111	-	TBS091	TRS060	
R8	5.2 FSI (V10)	08/09	06/13	5.2L (BUJ)	DOHC VVT 40V (Petrol)	TPS109	-	TCS190	-	TBS091	-	
R8 (GT)	5.2 FSI (V10)	09/11	06/13	5.2L (CMP)	DOHC VVT 40V (Petrol)	-	-	-	-	TBS091	-	
RS4	2.7 (V6)	01/00	01/01	2.7L (ASJ)	DOHC 30V (Petrol)	TPS054	TTS507	TCS104	TFS219	TBS038 TBS049	TRS030 TRS060	Check illustrations for correct application
RS4	4.2 (V8)	01/06	01/07	4.2L (BNS)	DOHC 32V (Petrol)	TPS054 TPS109	-	TCS111	-	TBS073	TRS060	Check illustrations for correct application
RS5	4.2 FSI (V8)	12/10	06/13	4.2L (CFS)	DOHC 32 (Petrol)	TPS108	-	-	-	TBS137	-	Check illustrations for correct application
RS6	4.2T (V8)	10/03	01/05	4.2L (BCY)	DOHC 40V (Petrol)	TPS054	-	TCS104	TFS219	TBS073	-	
RS6	5.0T (V10)	01/08	10/10	5.0L (BUH)	DOHC VVT 40V (Petrol)	TPS109	-	TCS190	-	TBS137	-	
S2	2.2T	10/93	04/96	2.2L (AAN)	DOHC 20V (Petrol)	-	-	-	TFS103 TFS208	-	-	Check illustrations for correct application
S2	2.2T	01/94	01/96	2.2L (ABY)	DOHC 20V (Petrol)	TPS030	-	-	-	TBS038	TRS030	Check illustrations for correct application
S3	1.8T	11/99	03/02	1.8L (APY)	DOHC 20V (Petrol)	TPS054	TTS504	TCS104 TCS105	TFS190 TFS198 TFS213 TFS218	TBS028 TBS051	TRS045 TRS048 TRS065	Check illustrations for correct application
S3	1.8T	01/00	06/05	1.8L (AMK, BAM)	DOHC 20V (Petrol)	TPS054	TTS504	TCS104	TFS213 TFS218	TBS051	TRS048 TRS064	Check illustrations for correct application
S3	2.0T	01/07	01/08	2.0L (BHZ)	DOHC 16V (Petrol)	TPS079	-	TCS111	-	TBS073	-	
S3	2.0T	05/07	03/11	2.0L (BZC)	DOHC 16V (Petrol)	TPS079	-	TCS111	-	TBS073	TRS064	
S3	2.0T	01/08	01/09	2.0L (CDL)	DOHC 16V (Petrol)	TPS079	-	TCS111	-	TBS133	TRS064	
S4	2.7T (V6)	01/98	08/03	2.7L (AGB)	DOHC 30V (Petrol)	TPS031 TPS054	TTS507	TCS104 TCS105	TFS103 TFS208 TFS219	TBS038 TBS049 TBS073	TRS030 TRS093	Check illustrations for correct application
S4	2.7T (V6)	01/01	01/02	2.7L (AZB)	DOHC 30V (Petrol)	TPS031 TPS054	TTS507	TCS104 TCS105	TFS103 TFS208 TFS219	TBS038 TBS049	TRS030 TRS093	Check illustrations for correct application
S4	3.0 TFSI (V6)	01/09	06/13	3.0L (CAKA)	DOHC VVT 24V (Petrol)	TPS053 TPS112	-	TCS111	-	TBS137	-	Check illustrations for correct application
S4	4.2 (V8)	10/03	09/08	4.2L (BBK)	DOHC 40V (Petrol)	TPS054	-	TCS104	-	TBS073	TRS060	Check illustrations for correct application
S5	3.0 TFSI (V6)	12/09	02/12	3.0L (CAKA)	DOHC VVT 24V (Petrol)	TPS053 TPS112	-	TCS111	-	TBS137	-	Check illustrations for correct application

Make and Model		Year		Engine		Part Number						Notes
		Start	Finish	Size & Model	Cam & Valves	Oil Pressure	Water Temp	Coolant Sensor	Fan Switch	Stop Light	Reverse Light	
Audi cont.												
S5	3.0 TFSI (V6)	03/12	06/13	3.0L (CGW)	DOHC VVT 24V (Petrol)	-	-	-	-	TBS137	-	
S5	4.2 FSI (V8)	09/07	02/12	4.2L (CAU)	DOHC 32V (Petrol)	TPS109	-	TCS111	-	TBS137	-	
S6	4.2 (V8)	01/00	01/02	4.2L (ANK)	DOHC 40V (Petrol)	TPS054	-	TCS104	TFS219	TBS038 TBS049	TRS030	Check illustrations for correct application
S6	4.2 (V8)	02/01	12/04	4.2L (AQJ)	DOHC 40V (Petrol)	TPS054	-	TCS104	TFS219	TBS038 TBS049 TBS073	-	Check illustrations for correct application
S6	5.2 FSI (V10)	11/06	01/08	5.2L (BXA)	DOHC VVT 40V (Petrol)	TPS053 TPS054	-	TCS111	-	TBS073 TBS137	-	Check illustrations for correct application
S8	4.2 (V8)	07/98	08/03	4.2L (AHC)	DOHC 32V (Petrol)	TPS030 TPS045	-	TCS093	-	TBS038 TBS049	TRS030	Check illustrations for correct application
S8	5.2 FSI (V10)	10/06	01/07	5.2L (BSM)	DOHC 40V (Petrol)	TPS054 TPS109	-	TCS111	-	TBS073	-	Check illustrations for correct application
TT	1.8T	01/99	01/00	1.8L (AJQ)	DOHC 20V (Petrol)	TPS054	TTS504	TCS104 TCS105	TFS213 TFS218	TBS051	TRS045	Check illustrations for correct application
TT	1.8T	01/99	01/02	1.8L (APP)	DOHC 20V (Petrol)	TPS054	TTS504	TCS104 TCS105	TFS213 TFS218	-	TRS045	Check illustrations for correct application
TT	1.8T	10/99	08/05	1.8L (APX)	DOHC 20V (Petrol)	TPS054	TTS504	TCS104 TCS105	TFS213 TFS218	TBS051 TBS092	TRS045 TRS048 TRS064	Check illustrations for correct application
TT	1.8T	01/00	01/05	1.8L (AUQ)	DOHC VVT 20V (Petrol)	TPS054	-	TCS104	TFS218	TBS051	TRS064	
TT	1.8T	01/00	10/06	1.8L (BAM)	DOHC 20V (Petrol)	TPS054	-	TCS104 TCS105	TFS218	TBS092	TRS048 TRS064	Check illustrations for correct application
TT	1.8T	02/03	08/05	1.8L (ARY)	DOHC VVT 20V (Petrol)	TPS054	TTS504	TCS104 TCS105	TFS218	TBS092	TRS048 TRS064	Check illustrations for correct application
TT	1.8T	01/05	10/06	1.8L (BVR)	DOHC VVT 20V (Petrol)	TPS054	-	TCS104	-	TBS092	TRS048 TRS064	Check illustrations for correct application
TT	1.8T	08/05	10/06	1.8L (AUM, BVP)	DOHC 20V (Petrol)	TPS054	-	TCS104	-	TBS092	TRS048 TRS064	Check illustrations for correct application
TT	1.8 TFSI	07/09	06/13	1.8L (CDAA)	DOHC 16V (Petrol)	TPS097 TPS111	-	TCS111	-	TBS133	TRS048	Check illustrations for correct application
TT	2.0 TFSI	11/06	06/08	2.0L (BWA)	DOHC 16V (Petrol)	TPS079	-	TCS111	-	TBS092 TBS133	TRS064	
TT	2.0 TFSI	07/09	06/13	2.0L (CCZA, CES)	DOHC 16V (Petrol)	TPS097 TPS111	-	TCS111	-	TBS133	TRS064	Check illustrations for correct application
TT	2.0 TDI	07/09	10/10	2.0L (CBBB)	DOHC 16V (Diesel)	TPS097	-	TCS111	-	TBS133	TRS064	
TT	2.0 TDI	11/10	06/13	2.0L (CFG)	DOHC 16V (Diesel)	TPS096	-	TCS111	-	TBS133	TRS064	
TT	3.2 (V6)	01/04	07/05	3.2L (BHE)	DOHC 32V (Petrol)	TPS053	-	TCS104	TFS218	TBS092	TRS048 TRS064	Check illustrations for correct application
TT	3.2 (V6)	12/04	10/06	3.2L (BPF)	DOHC 24V (Petrol)	TPS053	-	TCS104	TFS218	TBS092	TRS048 TRS064	Check illustrations for correct application

Make and Model		Year		Engine		Part Number						Notes
		Start	Finish	Size & Model	Cam & Valves	Oil Pressure	Water Temp	Coolant Sensor	Fan Switch	Stop Light	Reverse Light	
Audi cont.												
TT	3.2 (V6)	11/06	08/10	3.2L (BUB)	DOHC 24V (Petrol)	TPS053	-	TCS111	-	TBS092 TBS133	TRS064	Check illustrations for correct application
TT (RS)	2.5	12/09	06/13	2.5L (CEPA)	DOHC VVT 20V (Petrol)	TPS079	-	TCS111	-	-	TRS064	
TTS	2.0 TFSI	07/08	06/13	2.0L (CDL)	DOHC 16V (Petrol)	TPS079	-	TCS111	-	TBS133	TRS064	
V8	3.6 (V8)	01/90	05/92	3.6L (PTK)	DOHC 32V (Petrol)	TPS021	-	TCS093	TFS104	TBS038	TRS030	
BMW												
320	E21	03/76	03/80	2.0L (M10)	SOHC (Petrol)	-	-	-	TFS105 TFS106	-	-	Check illustrations for correct application
520	E12	05/73	09/76	2.0L (M10)	SOHC (Petrol)	-	-	-	TFS107	-	-	
528	E12	07/75	12/75	2.8L (M30B28)	SOHC 12V (Petrol)	-	-	-	TFS106	-	-	
116i	E87	02/05	02/08	1.6L (N45B16)	DOHC 16V (Petrol)	TPS039	-	TCS107 TCS140	-	TBS075	TRS034	Check illustrations for correct application
116i	F20	10/11	06/13	1.6L (N13B16A)	DOHC 16V (Petrol)	TPS126	-	TCS140	-	-	TRS034	Check illustrations for correct application
118d	E87, E88	01/07	06/13	2.0L (N47TU2D20)	DOHC 16V (Diesel)	TPS039	-	TCS183	-	TBS075	TRS034	
118d	F20	10/11	06/13	2.0L (N47D20C)	DOHC 16V (Diesel)	TPS039	-	TCS183	-	-	TRS034	Check illustrations for correct application
118i	E87	09/04	09/11	2.0L (N46B20)	DOHC 16V (Petrol)	TPS039	-	TCS107 TCS140	-	TBS075	TRS034	Check illustrations for correct application
118i	E88	01/09	06/13	2.0L (N43B20)	DOHC 16V (Petrol)	TPS125	-	TCS107	-	TBS075	TRS034	
118i	F20	10/11	06/13	1.6L (N13B16A)	DOHC 16V (Petrol)	TPS126	-	TCS140	-	-	TRS034	Check illustrations for correct application
120d	E87	05/06	10/10	2.0L (M47TUD20, N47TU2D20)	DOHC 16V (Diesel)	TPS039	-	TCS107 TCS183	-	TBS075	TRS034	Check illustrations for correct application
120i	E87, E88	09/04	06/13	2.0L (N46B20)	DOHC 16V (Petrol)	TPS039	-	TCS107 TCS140	-	TBS075	TRS034	Check illustrations for correct application
120i	E82	04/11	06/13	2.0L (N43B20)	DOHC 16V (Petrol)	TPS125	-	TCS107	-	TBS075	TRS034	
123d	E82, E87, E88	11/09	06/13	2.0L (N47TU2D20)	DOHC 16V (Diesel)	TPS039	-	TCS183	-	TBS075	TRS034	
125i	E82, E88	01/08	01/09	3.0L (N52B30)	DOHC 24V (Petrol)	TPS039 TPS125	-	TCS107	-	TBS075	TRS034	Check illustrations for correct application
130i	E87	11/05	10/10	3.0L (N52B30)	DOHC 24V (Petrol)	TPS039 TPS125	-	TCS107 TCS140	-	TBS075	TRS034	Check illustrations for correct application
135i	E82, E88	01/08	06/13	3.0L (N54B30)	DOHC 24V (Petrol)	TPS039	-	TCS107	-	TBS075	TRS034	
316i	E36	01/91	01/94	1.6L (M43B16)	SOHC 8V (Petrol)	TPS039	-	TCS040 TCS099	-	TBS029	TRS034	Check illustrations for correct application
316i	E36	01/94	04/99	1.6L (M43B16)	SOHC 8V (Petrol)	TPS039	-	TCS040 TCS099 TCS108	TFS241	TBS029 TBS035	TRS034	Check illustrations for correct application
316i	E36	04/99	05/01	1.6L (M43B16)	SOHC 8V (Petrol)	TPS039	-	TCS040 TCS099 TCS108	-	TBS029 TBS075	TRS034	Check illustrations for correct application
316Ti	E46	10/01	07/05	1.8L (N42B18)	DOHC 16V (Petrol)	TPS039	-	TCS107 TCS140	-	TBS075	TRS034	Check illustrations for correct application

Make and Model		Year		Engine		Part Number						Notes
		Start	Finish	Size & Model	Cam & Valves	Oil Pressure	Water Temp	Coolant Sensor	Fan Switch	Stop Light	Reverse Light	
BMW cont.												
318Ci	E46	01/00	01/02	1.9L (M44B19)	DOHC 16V (Petrol)	TPS039	-	TCS107	-	TBS075	TRS034	
318Ci	E46	01/01	01/05	2.0L (N42B20)	DOHC 16V (Petrol)	TPS039	-	TCS140	-	TBS075	TRS034	
318i	E21	03/80	04/83	1.8L (M10B18B)	SOHC 8V (Petrol)	-	-	-	TFS107	-	-	
318i	E30	05/83	10/87	1.8L (M10B18)	SOHC 8V (Petrol)	-	-	TCS026	TFS107	TBS023 TBS029	TRS023	Check illustrations for correct application
318i	E30	11/88	03/91	1.8L (M40B18ME)	SOHC (Petrol)	TPS039	TTS035	TCS040	TFS107	TBS029	TRS023	Check illustrations for correct application
318i	E36	04/91	09/92	1.8L (M40)	SOHC (Petrol)	TPS039	-	TCS040	TFS107	TBS029 TBS035	TRS023	Check illustrations for correct application
318i	E36	09/92	05/96	1.8L (M40)	SOHC (Petrol)	TPS039	-	TCS040	TFS107	TBS029 TBS035	TRS034	Check illustrations for correct application
318i	E36	01/94	09/95	1.8L (M43B18)	SOHC 8V (Petrol)	TPS039	-	TCS040 TCS099	TFS107 TFS241	TBS029 TBS035	TRS034	Check illustrations for correct application
318i	E36	09/95	08/98	1.8L (M43B18)	SOHC 8V (Petrol)	TPS039	-	TCS108	TFS107 TFS241	TBS029 TBS035	TRS034	Check illustrations for correct application
318i	E46	09/98	04/05	1.9L (M43TUB19)	SOHC 16V (Petrol)	TPS039	-	TCS107 TCS140	-	TBS075	TRS034	Check illustrations for correct application
318i	E46	01/01	01/05	2.0L (N42B20, N46B20)	DOHC 16V (Petrol)	TPS039	-	TCS107 TCS140	-	TBS075	TRS034	Check illustrations for correct application
318iS	E30	07/90	03/91	1.8L (M42B18)	DOHC (Petrol)	TPS039	TTS035	TCS040	TFS105 TFS106 TFS107	TBS029	TRS023	Check illustrations for correct application
318iS	E36	06/93	12/96	1.8L (M42B18)	DOHC 16V (Petrol)	TPS039	-	TCS040 TCS099	TFS107	TBS029	TRS034	Check illustrations for correct application
318iS	E36	06/96	10/99	1.8L (M43)	DOHC 16V (Petrol)	-	-	-	TFS201 TFS217	-	-	Check illustrations for correct application
318iS	E36	06/96	10/99	1.9L (M44B19)	DOHC 16V (Petrol)	TPS039	-	TCS108	TFS107 TFS241	TBS029	TRS034	Check illustrations for correct application
318Ti	E36	01/93	01/96	1.8L (M42B18)	DOHC 16V (Petrol)	TPS039	-	TCS040 TCS099	-	TBS029 TBS035	TRS034	Check illustrations for correct application
318Ti	E36	01/94	01/97	1.8L (M44B18)	DOHC 16V (Petrol)	TPS039	-	TCS108	TFS241	TBS029	TRS034	
318Ti	E36	06/96	03/97	1.9L (M44B19)	DOHC 16V (Petrol)	TPS039	-	TCS108	TFS241	TBS029	TRS034	
318Ti	E36	03/97	12/99	1.9L (M44B19)	DOHC 16V (Petrol)	TPS039	-	TCS108	-	TBS029	TRS034	
318Ti	E46	10/01	07/05	2.0L (N46B20)	DOHC 16V (Petrol)	TPS039	-	TCS107 TCS140	-	TBS075	TRS034	Check illustrations for correct application
320Ci	E46	11/00	02/07	2.2L (M54B22)	DOHC 24V (Petrol)	TPS039	-	TCS107 TCS140	TFS107	TBS075	TRS034	Check illustrations for correct application
320d	E46	01/00	01/05	2.0L (M47D20)	DOHC 16V (Diesel)	TPS039	-	TCS107	-	TBS075	TRS034	
320d	E90, E91	01/05	01/08	2.0L (M47D20)	DOHC 16V (Diesel)	TPS039	-	TCS107	-	TBS075	TRS034	
320d	E90, E91, E92, E93	01/07	06/13	2.0L (N47D20/C)	DOHC 16V (Diesel)	TPS039	-	TCS183	-	TBS075	TRS034	Check illustrations for correct application
320d	F30	02/12	06/13	2.0L (N47D20C)	DOHC 16V (Diesel)	TPS039	-	TCS183	-	-	TRS034	Check illustrations for correct application
320i	E21	03/76	06/79	2.0L (M10)	SOHC (Petrol)	-	-	-	TFS105 TFS106	-	-	Check illustrations for correct application
320i	E30	01/83	01/88	2.0L (M20B20K)	SOHC (Petrol)	-	TTS025	TCS040	-	-	-	

Make and Model		Year		Engine		Part Number						Notes
		Start	Finish	Size & Model	Cam & Valves	Oil Pressure	Water Temp	Coolant Sensor	Fan Switch	Stop Light	Reverse Light	
BMW cont.												
320i	E30	02/88	03/90	2.0L (M20)	SOHC (Petrol)	TPS039	-	TCS040	TFS105 TFS106 TFS107	TBS029	TRS023	Check illustrations for correct application
320i	E36	04/91	02/92	2.0L (M50)	DOHC 24V (Petrol)	TPS039	-	TCS040 TCS099	TFS107	TBS029 TBS035	TRS023	Check illustrations for correct application
320i	E36	02/92	11/95	2.0L (M50)	DOHC 24V (Petrol)	TPS039	-	TCS040 TCS099	TFS107	TBS029 TBS035	TRS034	Check illustrations for correct application
320i	E46	10/00	04/05	2.0L, 2.2L (M52B20, M54B22)	DOHC 24V (Petrol)	TPS039	-	TCS107 TCS140	TFS107	TBS075	TRS034	Check illustrations for correct application
320i	E90	05/05	05/07	2.0L (N42B20)	DOHC 16V (Petrol)	-	-	TCS107	-	-	-	
320i	E90, E91, E92, E93	01/05	09/12	2.0L (N46B20)	DOHC 16V (Petrol)	TPS039	-	TCS107 TCS140	-	TBS075	TRS034	Check illustrations for correct application
323Ci	E46	06/99	10/00	2.5L (M52B25)	DOHC 24V (Petrol)	TPS039	-	TCS107 TCS140	TFS107	TBS075	TRS034	Check illustrations for correct application
323Ci	E92	01/06	01/08	2.5L (N52B25)	DOHC 24V (Petrol)	TPS039	-	TCS107	-	TBS075	TRS034	
323i	E21	06/79	04/83	2.3L (M20B23)	SOHC (Petrol)	-	TTS025	-	-	-	-	
323i	E30	03/82	09/84	2.3L (M20B23)	SOHC 12V (Petrol)	TPS026	TTS025	TCS026	-	TBS023	TRS023	
323i	E30	09/84	12/85	2.3L (M20B23)	SOHC 12V (Petrol)	TPS026	TTS025 TTS035	TCS040	-	TBS023	TRS023	Check illustrations for correct application
323i	E36	01/96	08/98	2.5L (M52B25)	DOHC 24V (Petrol)	TPS039	-	TCS108	TFS217	TBS029 TBS035	TRS034	Check illustrations for correct application
323i	E46	09/98	10/00	2.5L (M52B25)	DOHC 24V (Petrol)	TPS039	-	TCS107 TCS140	TFS107	TBS075	TRS034	Check illustrations for correct application
323i	E90, E91, E92	01/06	01/12	2.5L (N52B25)	DOHC 24V (Petrol)	TPS039	-	TCS107 TCS140	-	TBS075	TRS034	Check illustrations for correct application
325Ci	E46	01/00	02/07	2.5L (M54B25)	DOHC 24V (Petrol)	TPS039	-	TCS107 TCS140	TFS107	TBS075	TRS034	Check illustrations for correct application
325d	E90	01/09	06/13	3.0L (N57D30)	DOHC 24V (Diesel)	TPS039	-	TCS183	-	TBS075	TRS034	
325e	E30	01/86	12/86	2.7L (M20B27)	SOHC 12V (Petrol)	TPS039	TTS035	TCS026	TFS105 TFS106	TBS023 TBS029	TRS023	Check illustrations for correct application
325e	E30	12/86	12/87	2.7L (M20B27)	SOHC 12V (Petrol)	TPS039	TTS035	TCS040	TFS105 TFS106	TBS023 TBS029	TRS023	Check illustrations for correct application
325i	E30	01/88	03/91	2.5L (M20B25)	SOHC 12V (Petrol)	TPS039	TTS035	TCS040	TFS107	TBS023 TBS029	TRS023	Check illustrations for correct application
325i	E36	01/91	02/92	2.5L (M50B25)	DOHC 24V (Petrol)	TPS039	-	TCS040 TCS099	TFS107	TBS035	TRS023	Check illustrations for correct application
325i	E36	02/92	05/95	2.5L (M50B25)	DOHC 24V (Petrol)	TPS039	-	TCS040 TCS099	TFS107	TBS035	TRS034	Check illustrations for correct application
325i	E46	10/00	01/04	2.5L (M54B25)	DOHC 24V (Petrol)	TPS039	-	TCS107 TCS140	TFS107	TBS075	TRS034	Check illustrations for correct application
325i	E90, E91, E92, E93	01/05	06/13	2.5L (N52B25)	DOHC 24V (Petrol)	TPS039	-	TCS107 TCS140	-	TBS075	TRS034	Check illustrations for correct application

Make and Model		Year		Engine		Part Number						Notes
		Start	Finish	Size & Model	Cam & Valves	Oil Pressure	Water Temp	Coolant Sensor	Fan Switch	Stop Light	Reverse Light	
BMW cont.												
325iS	E30	01/88	03/90	2.5L (M20)	SOHC (Petrol)	TPS039	TTS035	TCS040	TFS105 TFS106	-	-	Check illustrations for correct application
325Ti	E46	05/02	02/03	2.5L (M54B25)	DOHC 24V (Petrol)	TPS039	-	TCS107 TCS140	TFS107	TBS075	TRS034	Check illustrations for correct application
328Ci	E46	06/99	02/07	2.8L (M52B28)	DOHC 24V (Petrol)	TPS039	-	TCS107 TCS140	-	TBS075	TRS034	Check illustrations for correct application
328i	E36	01/95	12/99	2.8L (M52B28)	DOHC 24V (Petrol)	TPS039	-	TCS108	TFS107 TFS217	TBS029 TBS035	TRS034	Check illustrations for correct application
328i	E46	09/98	10/00	2.8L (M52B28)	DOHC 24V (Petrol)	TPS039	-	TCS107 TCS140	-	TBS075	TRS034	Check illustrations for correct application
328i	F30	02/12	06/13	2.0L (N20B20A)	DOHC 16V (Petrol)	-	-	TCS107	-	-	TRS034	
330Ci	E46	09/00	02/07	3.0L (M54B30)	DOHC 24V (Petrol)	TPS039	-	TCS107 TCS140	TFS107	TBS075	TRS034	Check illustrations for correct application
330d	E46	01/00	01/05	3.0L (M57D30)	DOHC 24V (Diesel)	TPS039	-	TCS107	TFS107	TBS075	TRS034	
330d	E90, E91	01/05	06/13	3.0L (M57D30)	DOHC 24V (Diesel)	TPS039	-	TCS107	-	TBS075	TRS034	
330d	E90, E92, E93	06/09	06/13	3.0L (N57D30)	DOHC 24V (Diesel)	TPS039	-	TCS183	-	TBS075	TRS034	Check illustrations for correct application
330i	E46	01/00	01/02	2.5L (M54B25)	DOHC 24V (Petrol)	TPS039	-	TCS107 TCS140	TFS107	TBS075	TRS034	Check illustrations for correct application
330i	E46	09/00	05/05	3.0L (M54B30)	DOHC 24V (Petrol)	TPS039	-	TCS107 TCS140	TFS107	TBS075	TRS034	Check illustrations for correct application
330i	E90, E91	01/05	12/08	3.0L (N52B30)	DOHC 24V (Petrol)	TPS039	-	TCS107 TCS140	-	TBS075	TRS034	Check illustrations for correct application
335Ci	E92	01/06	01/07	3.0L (N54B30A)	DOHC 24V (Petrol)	TPS039	-	TCS107	-	TBS075	TRS034	
335d	E90, E91, E92	01/07	06/13	3.0L (N57D30)	DOHC 24V (Diesel)	TPS039	-	TCS107	-	TBS075	-	
335i	E90, E91, E92, E93	10/06	03/10	3.0L (N54B30A)	DOHC 24V (Petrol)	TPS039	-	TCS107	-	TBS075	TRS034	
335i	E92, E91, E92, E93	04/10	06/13	3.0L (N55B30A)	DOHC 24V (Petrol)	TPS039 TPS126	-	TCS107	-	TBS075	TRS034	Check illustrations for correct application
335i	F30	02/12	06/13	3.0L (N55B30A)	DOHC 24V (Petrol)	TPS126	-	-	-	-	TRS034	Check illustrations for correct application
520d	E60	12/07	06/10	2.0L (N47D)	DOHC 16V (Diesel)	TPS039	-	TCS183	-	TBS075	TRS034	
520d	F10, F11	06/10	06/13	2.0L (N47TU2D20)	DOHC 16V (Diesel)	TPS039	-	TCS183	-	TBS075	TRS034	Check illustrations for correct application
520i	E12	05/73	12/78	2.0L (M10B20)	SOHC 8V (Petrol)	-	-	-	TFS107	-	-	
520i	E28	03/83	09/85	2.0L (M20)	Petrol	TPS026 TPS039	TTS025	TCS026	TFS105 TFS106	TBS023 TBS029	TRS023	Check illustrations for correct application
520i	E28	09/85	12/85	2.0L (M20)	Petrol	TPS026 TPS039	TTS035	TCS026	TFS105 TFS106	TBS023 TBS029	TRS023	Check illustrations for correct application
520i	E34	11/90	09/91	2.0L (M50B20)	DOHC 24V (Petrol)	TPS039	TTS035	TCS040	TFS107	TBS029 TBS035	TRS023	Check illustrations for correct application
520i	E34	09/91	03/96	2.0L (M50B20)	DOHC 24V (Petrol)	TPS039	TTS035	TCS040	TFS107	TBS029 TBS035	TRS034	Check illustrations for correct application
520i	E39	01/97	01/00	2.0L (M50B20)	DOHC 24V (Petrol)	TPS039	-	TCS107 TCS140	TFS107	TBS075	-	Check illustrations for correct application

Make and Model		Year		Engine		Part Number						Notes
		Start	Finish	Size & Model	Cam & Valves	Oil Pressure	Water Temp	Coolant Sensor	Fan Switch	Stop Light	Reverse Light	
BMW cont.												
520i	E39	01/00	01/05	2.2L (M54B22)	DOHC 24V (Petrol)	TPS039	-	TCS140	TFS107	TBS075	TRS034	
520i	F10	11/11	06/13	2.0L (N20B20B)	DOHC 16V (Petrol)	-	-	TCS107	-	TBS075	TRS034	
523i	E39	04/96	09/98	2.5L (M52B25)	DOHC 24V (Petrol)	TPS039	-	TCS108	-	TBS075	TRS034	Check illustrations for correct application
523i	E39	09/98	11/00	2.5L (M52B25)	DOHC 24V (Petrol)	TPS039	-	TCS140	-	TBS075	TRS034	Check illustrations for correct application
523i	E60	03/07	06/10	2.5L (N52N)	DOHC 24V (Petrol)	TPS039	-	TCS107	-	TBS075	TRS034	
525d	E60	01/07	06/10	3.0L (M57D30)	DOHC 24V (Diesel)	TPS039	-	TCS107	-	TBS075	TRS034	
525e	E28	01/86	08/88	2.7L (M20B27)	Petrol	-	TTS035	TCS040	TFS105 TFS106	TBS023 TBS029	TRS023	Check illustrations for correct application
525i	E34	09/88	10/90	2.5L (M20 B25)	DOHC 24V (Petrol)	TPS039	-	TCS040 TCS099	TFS107	TBS035	-	Check illustrations for correct application
525i	E34	11/90	03/96	2.5L (M50)	DOHC 24V (Petrol)	TPS039	-	TCS040 TCS099	TFS107	TBS035	TRS023 TRS034	Check illustrations for correct application
525i	E39	01/01	10/03	2.5L (M54B25)	DOHC 24V (Petrol)	TPS039	-	TCS108 TCS140	TFS107	TBS075	TRS034	Check illustrations for correct application
525i	E60	01/04	02/07	2.5L (N52B25)	DOHC 24V (Petrol)	TPS039	-	TCS107 TCS140	-	TBS075	TRS034	Check illustrations for correct application
525i	E60	03/07	06/10	2.5L (N52B25)	DOHC 24V (Petrol)	TPS039	-	TCS107	-	TBS075	TRS034	
525i	E60	09/03	05/05	2.5L (N52B25AF)	DOHC 24V (Petrol)	TPS039	-	TCS107 TCS140	-	TBS075	TRS034	Check illustrations for correct application
528i	E12	08/77	12/83	2.8L (M30B28E3)	SOHC 12V (Petrol)	-	-	-	TFS106	-	-	
528i	E28	11/83	12/85	2.8L (M30B28)	SOHC (Petrol)	TPS026	TTS025	TCS026	TFS106	TBS023 TBS029	TRS023	Check illustrations for correct application
528i	E39	04/96	11/00	2.8L (M52B28)	DOHC 24V (Petrol)	TPS039	-	TCS108 TCS140	-	TBS075	TRS034	Check illustrations for correct application
528i	F10	06/10	10/11	3.0L (N52B30)	DOHC 24V (Petrol)	TPS039	-	TCS107	-	TBS075	-	
528i	F10	11/11	06/13	2.0L (N20B20B)	DOHC 16V (Petrol)	-	-	TCS107	-	TBS075	TRS034	
530d	E39	01/00	01/03	3.0L (M57D30)	DOHC 24V (Diesel)	TPS039	-	-	TFS107	TBS075	TRS034	
530d	E60, E61	01/03	06/10	3.0L (M57D30, M57TUD30)	DOHC 24V (Diesel)	TPS039	-	TCS107	-	TBS075	TRS034	
530d GT	F07	02/10	06/13	3.0L (N57D30)	DOHC 24V (Diesel)	TPS039	-	TCS183	-	TBS075	-	
530i	E34	04/93	03/96	3.0L (M60B30)	DOHC 32V (Petrol)	TPS039	-	TCS093 TCS099	TFS107	TBS035	TRS034	Check illustrations for correct application
530i	E39	01/01	04/04	3.0L (M54)	DOHC 24V (Petrol)	TPS039	-	TCS108 TCS140	TFS107	TBS075	TRS034	Check illustrations for correct application
530i	E60, E61	09/03	05/05	3.0L (M5430S3)	DOHC 24V (Petrol)	TPS039	-	TCS107 TCS140	TFS107	TBS075	TRS034	Check illustrations for correct application
530i	E60, E61	06/05	08/10	3.0L (N52B30, N52N)	DOHC 24V (Petrol)	TPS039	-	TCS107 TCS140	-	TBS075	TRS034	Check illustrations for correct application
535d	E60, E61	01/05	08/10	3.0L (M57D30)	DOHC 24V (Diesel)	TPS039	-	TCS107	-	TBS075	-	
535d	F10	10/10	06/13	3.0L (M57D30B)	DOHC 24V (Diesel)	TPS039	-	TCS183	-	TBS075	-	
535i	E28	01/86	08/88	3.4L (M30B34)	SOHC 12V (Petrol)	TPS026	-	TCS040	TFS107	TBS023 TBS029	TRS023	Check illustrations for correct application

Make and Model		Year		Engine		Part Number						Notes
		Start	Finish	Size & Model	Cam & Valves	Oil Pressure	Water Temp	Coolant Sensor	Fan Switch	Stop Light	Reverse Light	
BMW cont.												
535i	E34	09/88	09/91	3.4L (M30B35)	DOHC (Petrol)	TPS039	-	TCS040 TCS099	TFS107	TBS035	TRS023	Check illustrations for correct application
535i	E34	09/91	05/93	3.4L (M30B35)	DOHC (Petrol)	TPS039	-	TCS040 TCS099	TFS107	TBS035	TRS034	Check illustrations for correct application
535i	E39	10/96	10/03	3.5L (M62)	DOHC 32V (Petrol)	TPS039	-	TCS108 TCS140	-	TBS075	TRS034	Check illustrations for correct application
535i	F10, F11	06/10	06/13	3.0L (N55B30, A)	DOHC 24V (Petrol)	TPS126	-	-	-	TBS075	TRS034	
535i GT	F07	02/10	06/13	3.0L (N55B30)	DOHC 24V (Petrol)	TPS126	-	-	-	TBS075	-	
535iS	E34	06/89	12/90	3.4L (M30B35)	DOHC (Petrol)	TPS039	-	TCS040	TFS107	TBS035	TRS023	
540i	E34	04/93	03/96	4.0L (M60B40)	DOHC 24V (Petrol)	TPS039	-	TCS093 TCS099	TFS107	TBS035	TRS034	Check illustrations for correct application
540i	E39	10/96	11/00	4.4L (M62B44)	DOHC 24V (Petrol)	TPS039	-	TCS108 TCS140	-	TBS075	TRS034	Check illustrations for correct application
540i	E60	10/05	06/08	4.0L (N62B40, A)	DOHC 32V (Petrol)	TPS039	-	TCS107 TCS140	-	TBS075	TRS034	Check illustrations for correct application
545i	E60	01/04	10/05	4.4L (N62B44, A)	DOHC 32V (Petrol)	TPS039	-	TCS107 TCS140	-	TBS075	TRS034	Check illustrations for correct application
550i	E60, E61	11/05	06/10	4.8L (N62B48)	DOHC 32V (Petrol)	TPS039	-	TCS107 TCS140	-	TBS075	TRS034	Check illustrations for correct application
550i	F10	06/10	06/13	4.4L (N63B44)	DOHC 32V (Petrol)	TPS039	-	TCS107 TCS140	-	TBS075	-	Check illustrations for correct application
550i GT	F07	02/10	06/13	4.4L (N63B44)	DOHC 32V (Petrol)	TPS039	-	TCS107 TCS140	-	TBS075	-	Check illustrations for correct application
633CSi	E24	03/77	12/80	3.2L (M30B32)	SOHC (Petrol)	-	-	-	-	TBS023	TRS023	
635CSi	E24	05/86	09/89	3.4L (M30B35)	SOHC (Petrol)	-	-	-	-	TBS023	TRS023	
640i	F13, F12	08/11	06/13	3.0L (N55B30)	DOHC 24V (Petrol)	TPS126	-	-	-	TBS075	-	
645Ci	E63, E64	05/04	10/05	4.4L (N62B44, A)	DOHC 32V (Petrol)	TPS039	-	TCS107 TCS140	-	TBS075	TRS034	Check illustrations for correct application
650Ci	E63, E64	11/05	01/08	4.8L (N62B48)	DOHC VVT 32V (Petrol)	TPS039	-	TCS107 TCS140	-	TBS075	TRS034	Check illustrations for correct application
650i	E63, E64	01/08	03/12	4.8L (N62B48)	DOHC 32V (Petrol)	TPS039	-	TCS107 TCS140	-	TBS075	TRS034	Check illustrations for correct application
650i	F12, F13	05/11	06/13	4.4L (N63B44)	DOHC 32V (Petrol)	TPS039	-	TCS107 TCS140	-	TBS075	-	Check illustrations for correct application
728i	E38	01/95	01/98	2.8L (M52B28)	DOHC 24V (Petrol)	TPS039	-	-	TFS107	-	-	
728i	E38	01/98	01/01	2.8L (M52B28)	DOHC 24V (Petrol)	TPS039	-	TCS140	TFS107	TBS075	-	
730d	F01	05/09	06/13	3.0L (N57D30)	DOHC 24V (Diesel)	TPS039	-	TCS183	-	TBS075	-	
730i	E32	11/90	05/93	3.0L (M30B30)	SOHC 12V (Petrol)	TPS039	-	TCS040 TCS093	TFS107	TBS023 TBS029 TBS035	TRS023 TRS034	Check illustrations for correct application
730i	E38	11/94	05/96	3.0L (M60B30)	DOHC 32V (Petrol)	TPS039	-	TCS093 TCS099	-	-	-	Check illustrations for correct application
730i	E65	01/02	01/05	3.0L (N52B30)	DOHC 24V (Petrol)	TPS039	-	TCS107	-	TBS075	-	

Make and Model		Year		Engine		Part Number						Notes
		Start	Finish	Size & Model	Cam & Valves	Oil Pressure	Water Temp	Coolant Sensor	Fan Switch	Stop Light	Reverse Light	
BMW cont.												
730iL	E32	11/92	10/94	3.0L (M60B30)	DOHC 32V (Petrol)	TPS039	-	TCS040 TCS093 TCS099	TFS107	TBS023 TBS035	TRS023 TRS034	Check illustrations for correct application
730iL	E38	11/94	05/96	3.0L (M60B30)	DOHC 32V (Petrol)	TPS039	-	TCS093 TCS099	-	TBS075	-	Check illustrations for correct application
730Ld	E66	01/07	06/13	3.0L (M57D30)	DOHC 24V (Diesel)	TPS039	-	TCS107	-	TBS075	-	
733i	E23	02/78	04/83	3.2L (M30B32)	Petrol	TPS026	-	TCS026	TFS105 TFS106	TBS023	TRS023	Check illustrations for correct application
735i	E23	03/85	12/92	3.4L (M30B35)	SOHC (Petrol)	TPS026	-	-	TFS107	TBS023	TRS023	
735i	E32	03/87	12/90	3.4L (M30B35)	SOHC (Petrol)	TPS039	-	TCS040 TCS093 TCS099	TFS107	TBS023 TBS029 TBS035	TRS023 TRS034	Check illustrations for correct application
735i	E38	08/96	10/98	3.5L (M62B36)	DOHC 32V (Petrol)	TPS039	-	TCS140	TFS107	-	-	Check illustrations for correct application
735i	E38	10/98	12/00	3.5L (M62B36)	DOHC 32V (Petrol)	TPS039	-	TCS108 TCS140	TFS107	TBS075	-	Check illustrations for correct application
735i	E65	01/02	05/05	3.6L (M62B36)	DOHC 32V (Petrol)	TPS039	-	TCS107 TCS140	-	TBS075	-	Check illustrations for correct application
735iL	E32	10/88	11/92	3.4L (M30B35)	SOHC 12V (Petrol)	TPS039	-	TCS040 TCS093 TCS099	TFS107	TBS023 TBS029 TBS035	TRS023 TRS034	Check illustrations for correct application
735iL	E38	08/96	12/00	3.5L (M62B36)	DOHC 32V (Petrol)	TPS039	-	TCS108 TCS140	-	TBS075	-	Check illustrations for correct application
735Li	E66	07/02	05/05	3.6L (M62B36)	DOHC 32V (Petrol)	TPS039	-	TCS107 TCS140	TFS107	TBS075	-	Check illustrations for correct application
740i	E32	11/92	10/94	4.0L (M60B40)	DOHC 32V (Petrol)	TPS039	-	TCS099	TFS107	TBS035	-	Check illustrations for correct application
740i	E38	01/94	01/96	4.0L (M60B40)	DOHC 32V (Petrol)	TPS039	-	TCS093 TCS099	-	-	-	
740i	E38	01/96	01/02	4.4L (M62B44, M62TUB44)	DOHC 32V (Petrol)	TPS039	-	TCS140	TFS107	TBS075	-	Check illustrations for correct application
740i	E65	06/05	11/09	4.0L (N62B40)	DOHC 32V (Petrol)	TPS039	-	TCS107 TCS140	-	TBS075	-	Check illustrations for correct application
740i	F01	01/09	06/13	3.0L (N54B30)	DOHC 24V (Petrol)	TPS039	-	TCS107	-	TBS075	-	
740iL	E32	11/92	10/94	4.0L (M60B40)	DOHC 32V (Petrol)	TPS039	-	TCS093 TCS099	TFS107	TBS035	-	Check illustrations for correct application
740iL	E38	11/94	06/96	4.0L (M60B40)	DOHC 32V (Petrol)	TPS039	-	TCS093 TCS099	-	-	-	Check illustrations for correct application
740iL	E38	07/96	12/00	4.4L (M62B44)	DOHC 32V (Petrol)	TPS039	-	TCS108 TCS140	-	TBS075	-	Check illustrations for correct application
740Li	E66	06/05	02/09	4.0L (N62B40)	DOHC 32V (Petrol)	TPS039	-	TCS107 TCS140	-	TBS075	-	Check illustrations for correct application
740Li	F02	03/09	06/13	3.0L (N54B30)	DOHC 24V (Petrol)	TPS039	-	TCS107	-	TBS075	-	
745i	E65	01/02	05/05	4.4L (N62B44)	DOHC 32V (Petrol)	TPS039	-	TCS107 TCS140	-	TBS075	-	Check illustrations for correct application

Make and Model		Year		Engine		Part Number						Notes
		Start	Finish	Size & Model	Cam & Valves	Oil Pressure	Water Temp	Coolant Sensor	Fan Switch	Stop Light	Reverse Light	
BMW cont.												
745Li	E66	07/02	03/05	4.4L (N62B44)	DOHC 32V (Petrol)	TPS039	-	TCS107 TCS140	-	TBS075	-	Check illustrations for correct application
750i	E65	06/05	02/09	4.8L (N62B48)	DOHC 32V (Petrol)	TPS039	-	TCS107 TCS140	-	TBS075	-	Check illustrations for correct application
750i	F01	03/09	06/13	4.4L (N63B44)	DOHC 32V (Petrol)	TPS039	-	TCS107 TCS140	-	TBS075	-	Check illustrations for correct application
750iL	E32	01/88	10/94	5.0L (M70B50)	SOHC 24 (Petrol)	TPS039	-	TCS093 TCS099	TFS107	TBS023 TBS029 TBS035	-	Check illustrations for correct application
750iL	E38	11/94	12/00	5.4L (M73B54)	DOHC (Petrol)	TPS039	-	TCS108	-	-	-	
750Li	E66	06/05	02/09	4.8L (N62B48)	DOHC 32V (Petrol)	TPS039	-	TCS107 TCS140	-	TBS075	-	Check illustrations for correct application
750Li	F02	03/09	06/13	4.4L (N63B44)	DOHC 32V (Petrol)	TPS039	-	TCS107 TCS140	-	TBS075	-	Check illustrations for correct application
760i	F02	01/09	06/13	6.0L (N74B60)	DOHC 48V (Petrol)	TPS039	-	TCS107 TCS140	-	TBS075	-	Check illustrations for correct application
760Li	E66	04/03	02/09	6.0L (N73B60)	DOHC 48V (Petrol)	TPS039	-	TCS107 TCS140	-	TBS075	-	Check illustrations for correct application
760Li	F02	12/09	06/13	6.0L (N74B60)	DOHC 48V (Petrol)	TPS039	-	TCS107 TCS140	-	TBS075	-	Check illustrations for correct application
840Ci	E31	11/93	07/96	4.0L (M62B40)	DOHC 32V (Petrol)	TPS039	-	TCS108	TFS107	-	TRS034	
840Ci	E31	08/96	06/00	4.4L (M62B44)	DOHC 32V (Petrol)	TPS039	-	TCS108	TFS107	-	TRS034	
840i	E31	11/93	07/96	4.0L (M60B40)	DOHC 24V (Petrol)	TPS039	-	TCS093 TCS099	TFS107	-	TRS034	Check illustrations for correct application
850Ci	E31	03/93	12/94	5.0L (M70B50)	SOHC 24V (Petrol)	TPS039	-	TCS093 TCS099	TFS107	-	TRS034	Check illustrations for correct application
850Csi	E31	01/94	01/96	5.5L (M70B56)	SOHC 24V (Petrol)	TPS039	-	TCS099	TFS107	-	TRS034	Check illustrations for correct application
850i	E31	07/90	09/92	5.0L (M70)	DOHC 24V (Petrol)	TPS039	-	TCS093 TCS099	TFS107	TBS035	TRS034	Check illustrations for correct application
850i	E31	09/92	12/92	5.0L (M70)	DOHC 24V (Petrol)	TPS039	-	TCS093 TCS099	TFS107	-	TRS034	Check illustrations for correct application
M1	E82	06/11	06/13	3.0L (N54B30)	DOHC 24V (Petrol)	TPS039	-	TCS107	-	TBS075	TRS034	
M3	E36	06/94	12/95	3.0L (S50B30)	DOHC 24V (Petrol)	TPS039	-	TCS040 TCS099	TFS107 TFS217	TBS035	TRS034	Check illustrations for correct application
M3	E36	02/96	06/00	3.2L (S50B32)	DOHC 24V (Petrol)	TPS039	-	TCS108	TFS217	TBS035	TRS034	
M3	E46	06/01	03/08	3.2L (S54)	DOHC 24V (Petrol)	TPS039	-	TCS107 TCS140	TFS107	TBS075	TRS034	Check illustrations for correct application
M3	E90, E92, E93	10/07	06/13	4.0L (S65B40A)	DOHC 32V (Petrol)	TPS039	-	TCS107	-	TBS075	TRS034	
M3R	E36	01/95	12/00	3.0L (M3R)	DOHC 24V (Petrol)	TPS039	-	TCS040 TCS099	TFS107	-	-	Check illustrations for correct application
M5	E34	07/90	09/91	3.5L (S38B36)	DOHC 24V (Petrol)	TPS039	-	TCS040 TCS099	TFS107	TBS035	TRS023	Check illustrations for correct application
M5	E34	09/91	05/93	3.5L (S38B36)	DOHC 24V (Petrol)	TPS039	-	TCS040 TCS099	TFS107	TBS035	TRS034	Check illustrations for correct application

Make and Model		Year		Engine		Part Number						Notes
		Start	Finish	Size & Model	Cam & Valves	Oil Pressure	Water Temp	Coolant Sensor	Fan Switch	Stop Light	Reverse Light	
BMW cont.												
M5	E39	03/99	10/03	4.9L (S62B50)	DOHC 32V (Petrol)	TPS039	-	TCS108 TCS140	TFS107	TBS075	TRS034	Check illustrations for correct application
M5	E60	06/05	10/10	5.0L (S85B50)	DOHC 40V (Petrol)	TPS039	-	TCS107 TCS140	-	TBS075	-	Check illustrations for correct application
M5	F10	02/12	06/13	4.4L (S63B44B)	DOHC 32V (Petrol)	-	-	TCS107 TCS140	-	TBS075	-	Check illustrations for correct application
M535i	E28	01/86	08/88	3.4L (M30B35)	SOHC 12V (Petrol)	TPS026	-	TCS026	TFS107	TBS023 TBS029	TRS023	Check illustrations for correct application
M6	E63, E64	11/05	10/10	5.0L (S85B40)	DOHC 40V (Petrol)	TPS039	-	TCS107 TCS140	-	TBS075	-	Check illustrations for correct application
X1	E84 sDRIVE 18i	04/10	06/13	2.0L	DOHC 16V (Diesel)	TPS039	-	TCS107 TCS140	-	TBS075	TRS034	
X1	E84 sDRIVE 20d	04/10	06/13	2.0L (N47D20C)	DOHC 16V (Diesel)	TPS039	-	TCS183	-	TBS075	TRS034	
X1	E84 xDRIVE 20d, 23d	04/10	06/13	2.0L (N47D20C)	DOHC 16V (Diesel)	TPS039	-	TCS183	-	TBS075	TRS034	
X1	E84 xDRIVE 25i	04/10	01/12	3.0L (N52B30)	DOHC 16V (Diesel)	TPS039	-	TCS107	-	TBS075	-	
X3	E83	06/04	11/06	2.5L (M54B25, M54306S3)	DOHC 24V (Petrol)	TPS039	-	TCS107 TCS140	-	TBS075	TRS034	Check illustrations for correct application
X3	E83	01/05	01/07	2.0L (M47TUD20)	DOHC 16V (Diesel)	TPS039	-	TCS107	-	TBS075	TRS034	
X3	E83	11/05	10/08	3.0L (M57TUD30)	DOHC 24V (Diesel)	TPS039	-	TCS107	-	TBS075	TRS034	
X3	E83 (incl. xDRIVE)	01/06	02/11	3.0L (M57TUD30)	DOHC 24V (Diesel)	TPS039	-	TCS107	-	TBS075	TRS034	
X3	E83	12/06	10/08	2.5L, 3.0L (N52B, N52B30)	DOHC 24V (Petrol)	TPS039 TPS125	-	TCS107	-	TBS075	TRS034	Check illustrations for correct application
X3	E83 (incl. xDRIVE)	12/07	02/11	2.0L (N47D20)	DOHC 16V (Diesel)	TPS039	-	TCS183	-	TBS075	TRS034	
X3	E83 xDRIVE	11/08	02/11	2.5L, 3.0L (M54B25, N52B30)	DOHC 24V (Petrol)	TPS039	-	TCS107 TCS140	-	TBS075	TRS034	Check illustrations for correct application
X3	F25, xDRIVE 20i	12/11	06/13	2.0L (N20B20A)	DOHC 16V (Petrol)	-	-	TCS107	-	TBS075	TRS034	
X3	F25, xDRIVE 20D	03/11	06/13	2.0L (N47D20C)	DOHC 16V (Diesel)	TPS039	-	TCS183	-	TBS075	TRS034	
X3	F25, xDRIVE 28i	03/11	04/12	3.0L (N53B30)	DOHC 24V (Petrol)	TPS039	-	TCS107	-	TBS075	-	
X3	F25, xDRIVE 30D	05/11	06/13	3.0L (N55B30)	DOHC 24V (Diesel)	TPS039	-	TCS183	-	TBS075	-	
X5	E53	11/00	01/04	4.4L (N62B44)	DOHC 32V (Petrol)	TPS039	-	TCS108 TCS140	-	TBS075	-	Check illustrations for correct application
X5	E53	03/01	02/07	3.0L (M54B30)	DOHC 24V (Petrol)	TPS039	-	TCS108 TCS140	TFS107	TBS075	TRS034	Check illustrations for correct application
X5	E53 is	02/02	10/03	4.6L (M62B46)	DOHC 32V (Petrol)	TPS039	-	TCS108 TCS140	TFS107	TBS075	-	Check illustrations for correct application
X5	E53	03/03	02/07	3.0L (M57, M57D30TU)	DOHC 24V (Diesel)	TPS039	-	TCS108	-	TBS075	TRS034	
X5	E53 is	01/04	02/07	4.8L (N62B48)	DOHC 32V (Petrol)	TPS039	-	TCS108 TCS140	-	TBS075	-	Check illustrations for correct application
X5	E70 si	02/07	05/10	3.0L (N52B30)	DOHC 24V (Petrol)	TPS039 TPS125	-	TCS107	-	TBS075	-	Check illustrations for correct application

Make and Model		Year		Engine		Part Number						Notes
		Start	Finish	Size & Model	Cam & Valves	Oil Pressure	Water Temp	Coolant Sensor	Fan Switch	Stop Light	Reverse Light	
BMW cont.												
X5	E70	03/07	10/08	3.0L (M57TU2D30)	DOHC 24V (Diesel)	TPS039	-	TCS107	-	TBS075	-	
X5	E70	03/07	10/08	4.8L (N62B48B)	DOHC 32V (Petrol)	TPS039	-	TCS107 TCS140	-	TBS075	-	Check illustrations for correct application
X5	E70 xDRIVE	11/08	05/10	3.0L (M57TU2D30)	DOHC 24V (Diesel)	TPS039	-	TCS107 TCS183	-	TBS075	-	Check illustrations for correct application
X5	E70 xDRIVE	05/10	06/13	3.0L (N55B30A)	DOHC 32V (Petrol)	TPS126	-	-	-	TBS075	-	
X5	E70 xDRIVE	05/10	06/13	4.4L (N63B44A)	DOHC 32V (Petrol)	TPS039	-	TCS107 TCS140	-	TBS075	-	Check illustrations for correct application
X5	E70 xDRIVE	06/10	06/13	3.0L (N57D30A, B)	DOHC 24V (Diesel)	TPS039	-	TCS183	-	TBS075	-	
X5 M	E70	12/09	06/13	4.4L (S63B44)	DOHC 32V (Petrol)	TPS039	-	TCS107 TCS140	-	TBS075	-	Check illustrations for correct application
X6	E71 xDRIVE 35i	07/08	06/13	3.0L (N54B30)	DOHC 24V (Petrol)	TPS039	-	TCS107	-	TBS075	-	
X6	E71 xDRIVE 35d	07/08	08/10	3.0L (M57D30)	DOHC 24V (Diesel)	TPS039	-	TCS107	-	TBS075	-	
X6	E71 xDRIVE 50i	03/09	06/13	4.4L (N63B44)	DOHC 32V (Petrol)	TPS039	-	TCS107	-	TBS075	-	
X6	E71 xDRIVE 40d	09/10	06/13	3.0L (N57D30)	DOHC 24V (Diesel)	TPS039	-	TCS183	-	TBS075	-	
X6 M	E71	12/09	06/13	4.4L (S63B44)	DOHC 32V (Petrol)	TPS039	-	TCS107 TCS140	-	TBS075	-	Check illustrations for correct application
Z3	E36-7	01/97	06/99	1.9L (M44B19)	DOHC 16V (Petrol)	TPS039	-	TCS108	TFS241	TBS035	TRS034	
Z3	E36-7	04/97	09/03	2.8L (M52B28)	DOHC 24V (Petrol)	TPS039	-	TCS107 TCS108	TFS107 TFS217	TBS035	TRS034	Check illustrations for correct application
Z3	E36	09/98	07/03	3.2L (S50 B32)	DOHC 24V (Petrol)	TPS039	-	TCS107 TCS108	TFS217	TBS035	TRS034	Check illustrations for correct application
Z3	E36-7	06/99	10/00	2.0L (M52B)	DOHC 24V (Petrol)	TPS039	-	TCS107	TFS217	TBS035	TRS034	
Z3	E36	10/00	12/02	2.2L (M54B22)	DOHC 24V (Petrol)	TPS039	-	TCS108	TFS107	TBS035	TRS034	
Z4	E85	07/03	03/06	2.5L (M54B25)	DOHC 24V (Petrol)	TPS039	-	TCS107 TCS140	TFS107	TBS075	TRS034	Check illustrations for correct application
Z4	E85	07/03	03/06	3.0L (M54306S3)	DOHC 24V (Petrol)	TPS039	-	TCS107 TCS140	TFS107	TBS075	TRS034	Check illustrations for correct application
Z4	E85	01/04	03/09	2.2L (M54B22)	DOHC 24V (Petrol)	TPS039	-	TCS107	TFS107	TBS075	TRS034	
Z4	E85	04/06	04/09	2.5L (N52B25, N52)	DOHC 24V (Petrol)	TPS039	-	TCS107 TCS140	-	TBS075	TRS034	Check illustrations for correct application
Z4	E89 sDRIVE	05/09	08/11	2.5L, 3.0L (N52B25, N52B30)	DOHC 24V (Petrol)	TPS039	-	TCS107	-	TBS075	TRS034	Check illustrations for correct application
Z4	E89 sDRIVE 35i	05/09	06/13	3.0L (N52B30)	DOHC 24V (Petrol)	TPS039	-	TCS107	-	-	-	Check illustrations for correct application
Z4	E89 sDRIVE 35is	05/10	06/13	3.0L (N54B30A)	DOHC 24V (Petrol)	TPS039	-	TCS107	-	TBS075	-	
Z4	E89 sDRIVE	10/11	06/13	2.0L (N20B20)	DOHC 16V (Petrol)	-	-	TCS107	-	TBS075	TRS034	
Z4 M	E85	04/06	04/09	3.2L	DOHC 24V (Petrol)	TPS039	-	TCS107 TCS140	-	TBS075	TRS034	Check illustrations for correct application
Chrysler												
300C	CRD	06/06	01/12	3.0L (OM642)	DOHC 24V (Diesel)	-	-	-	-	TBS124	-	Check illustrations for correct application
300C	3.5i	11/05	01/12	3.5L (EGG, AY)	SOHC 24V (Petrol)	TPS089	-	TCS024 TCS192	-	TBS124	-	Check illustrations for correct application

Make and Model		Year		Engine		Part Number						Notes
		Start	Finish	Size & Model	Cam & Valves	Oil Pressure	Water Temp	Coolant Sensor	Fan Switch	Stop Light	Reverse Light	
Chrysler cont.												
300C	5.7L	01/05	01/12	5.7L (EZB)	OHV 16V (Petrol)	TPS083 TPS118	-	TCS024 TCS192	-	TBS124	-	Check illustrations for correct application
300C	6.1L	04/06	01/12	6.1L (ESF)	OHV 16V (Petrol)	TPS083	-	TCS024 TCS191	-	TBS124	-	Check illustrations for correct application
Centura	KB	04/75	06/77	2.0L	OHV (Petrol)	TPS007	TTS017	-	-	-	-	
Centura	KB, KC	04/75	06/78	3.5L, 4.0L (HEMI)	OHV (Petrol)	TPS033	-	-	-	-	-	
Crossfire	ZH Coupe, Roadster incl. SRT6	10/03	01/09	3.2L (EGX)	SOHC 18V (Petrol)	-	-	-	-	TBS039	TRS098	Check illustrations for correct application
Galant	GA, GB, GC, GD	08/71	06/77	1.3L, 1.4L, 1.5L, 1.6L (4G)	SOHC (Petrol)	TPS007	TTS017	-	-	-	-	
Grand Voyager	GS	06/97	06/01	3.3L, 3.8L (EGA, EGH)	OHV 12V (Petrol)	TPS089	-	TCS155	-	TBS124	-	
Grand Voyager	RG, LX, SE, Limited	05/01	03/08	3.3L (EGA)	OHV 12V (Petrol)	TPS089	-	TCS024	-	TBS125	-	
Grand Voyager	RT	01/08	01/11	3.8L (8B (EGL)	OHV 12V (Petrol)	TPS089	-	TCS192	-	TBS124 TBS125	-	Check illustrations for correct application
Grand Voyager	RT (Turbo Diesel)	01/08	07/11	2.8L (8B (ENS)	OHV 16V (Diesel)	TPS084	-	TCS204	-	TBS124 TBS125	-	Check illustrations for correct application
Lancer	LA, LB, LC	09/74	08/81	1.4L, 1.6L (4G33/32)	SOHC 8V (Petrol)	TPS007	TTS017	-	TFS139	-	TRS014	
Neon	JA	07/96	08/99	2.0L (S4RE, ECB)	SOHC 16V (Petrol)	TPS089	-	-	-	TBS124	-	
Neon	JB	09/99	09/02	2.0L (YD5, ECB)	SOHC 16V (Petrol)	TPS089	-	TCS155	-	TBS124 TBS125	-	Check illustrations for correct application
PT Cruiser	incl. Touring & Cabriolet	08/00	06/10	2.0L, 2.4L (ECC, EDZ)	DOHC 16V (Petrol)	TPS089	-	TCS024	-	TBS125	-	Check illustrations for correct application
Sebring	JS	05/07	06/10	2.4L (X25D1 (ED3))	DOHC 16V (Petrol)	TPS120	-	TCS186	-	TBS125 TBS130	-	Check illustrations for correct application
Sebring	JS	12/07	06/13	2.7L (8N (EER)	DOHC 24V (Petrol)	TPS089	-	TCS186	-	TBS125 TBS130	-	Check illustrations for correct application
Sebring	JS (Turbo Diesel)	01/09	06/10	2.0L (ECD)	DOHC 16V (Diesel)	-	-	-	-	TBS130	-	
Valiant	All	01/62	06/81	6, V8	OHV (Petrol)	TPS033	TTS024	-	-	-	-	
Voyager	GS	02/97	06/01	3.3L (EGA)	OHV 12V (Petrol)	TPS089	-	TCS155	-	TBS124	-	
Voyager	RG	06/01	03/08	3.3L (EGA)	OHV 12V (Petrol)	TPS089	-	TCS024	-	TBS125	-	
Citroen												
AX	1.4 GT	01/91	12/93	1.4L (TU3, KDZ)	SOHC (Petrol)	TPS023	-	-	TFS102 TFS185	-	TRS030	Check illustrations for correct application
Berlingo	M49	07/99	09/03	1.4L (TU3JP)	SOHC 8V (Petrol)	TPS050 TPS094	TTS057 TTS512 TTS515	TCS157 TCS161	TFS185	TBS079	TRS030 TRS068 TRS073	Check illustrations for correct application
Berlingo	B9C	03/09	06/13	1.6L (TU5JP4)	DOHC 16V (Petrol)	TPS050	-	TCS172	-	TBS093	TRS073	
Berlingo	B9C HDI	03/09	06/13	1.6L (DV6AUTED4)	DOHC 16V (Diesel)	TPS050	-	TCS158	-	TBS093	TRS073	
Berlingo II	M59	10/03	06/10	1.4L (TU3JP)	SOHC 8V (Petrol)	TPS050	TTS512	TCS109	-	TBS094	TRS068 TRS073	Check illustrations for correct application

Make and Model		Year		Engine		Part Number						Notes
		Start	Finish	Size & Model	Cam & Valves	Oil Pressure	Water Temp	Coolant Sensor	Fan Switch	Stop Light	Reverse Light	
Citroen cont.												
BX19	TRI, TRZ	12/88	02/94	1.9L (DFW (XU9J4)	DOHC 16V (Petrol)	TPS023	-	-	-	-	-	
C2	VTR, VTS	01/04	12/08	1.6L (TU5JP4, S)	DOHC 16V (Petrol)	TPS050	TTS512	TCS109 TCS172	-	TBS093 TBS094	TRS068	Check illustrations for correct application
C3		12/02	03/09	1.4L (TU3JP)	SOHC 8V (Petrol)	TPS050	TTS512	TCS109 TCS157	-	TBS040 TBS079 TBS094	TRS068 TRS073	Check illustrations for correct application
C3		01/03	01/07	1.4L (DV4TD)	SOHC 8V (Diesel)	TPS050	-	TCS158	-	TBS040 TBS079 TBS094	TRS068 TRS073	Check illustrations for correct application
C3	VT	11/10	01/12	1.4L (TU3AE5)	SOHC 8V (Petrol)	TPS050	-	TCS109	-	TBS093 TBS111	TRS068 TRS073	Check illustrations for correct application
C3		08/03	08/10	1.6L (TU5JP4)	SOHC 16V (Petrol)	TPS050	TTS512	TCS109 TCS157 TCS172	-	TBS040 TBS079 TBS093 TBS094	TRS068 TRS073	Check illustrations for correct application
C3	HDI	10/07	03/09	1.6L (DV6ATED4)	DOHC 16V (Diesel)	TPS050	-	TCS158	-	TBS040 TBS079 TBS094	TRS068 TRS073	Check illustrations for correct application
C3	HDI	11/10	01/12	1.6L (DV6ATED4)	DOHC 16V (Diesel)	TPS050	-	-	-	TBS093 TBS111	TRS068 TRS073	Check illustrations for correct application
C4	SX VTR	04/05	02/09	1.6L (TU5JP4)	DOHC 16V (Petrol)	TPS050	TTS512	TCS109 TCS172	-	TBS093 TBS111	TRS068 TRS073	Check illustrations for correct application
C4	HDI	01/06	06/13	1.6L (DV6TED4, DV6ATED4)	DOHC 16V (Diesel)	TPS050	-	TCS158	-	TBS093 TBS111	TRS068 TRS073	Check illustrations for correct application
C4	incl. Turbo	03/09	09/11	1.6L (EP6, DT)	DOHC 16V (Petrol)	TPS050	-	TCS172	-	TBS093 TBS111	TRS068 TRS073	Check illustrations for correct application
C4	B7 VTi	10/11	06/13	1.6L (EP6C)	DOHC 16V (Petrol)	TPS050	-	TCS172	-	TBS093 TBS111	TRS068 TRS073	Check illustrations for correct application
C4	VTR, Picasso	03/05	04/10	2.0L (EW10A)	DOHC 16V (Petrol)	TPS050	-	TCS158	-	TBS093 TBS111	TRS068 TRS073	Check illustrations for correct application
C4	VTS	03/05	02/09	2.0L (EW10J4S)	DOHC 16V (Petrol)	TPS050	-	TCS109	-	TBS093 TBS111	TRS068 TRS073	Check illustrations for correct application
C4	HDI	02/05	02/12	2.0L (DW10BTED4)	DOHC 16V (Diesel)	TPS050	-	TCS158	-	TBS093 TBS111	TRS068 TRS073	Check illustrations for correct application
C4	Aircross	07/12	06/13	2.0L (4B11)	DOHC 16V (Petrol)	TPS078	-	TCS055	-	TBS106	-	
C5	X7	02/12	06/13	1.6L (EP6CDT)	DOHC 16V (Petrol)	-	-	TCS172	-	TBS111	TRS068 TRS073	Check illustrations for correct application
C5	HDI	06/01	07/05	2.0L (DW10ATED)	DOHC 16V (Diesel)	TPS050	-	TCS158	-	TBS040 TBS094	TRS068 TRS073	Check illustrations for correct application
C5		06/01	07/05	2.0L (EW10J4)	DOHC 16V (Petrol)	TPS050	-	TCS109	-	TBS040 TBS094	TRS073	Check illustrations for correct application
C5		04/05	02/09	2.0L (EW10A)	DOHC 16V (Petrol)	TPS050	-	TCS158	-	TBS093	TRS073	

Make and Model		Year		Engine		Part Number						Notes
		Start	Finish	Size & Model	Cam & Valves	Oil Pressure	Water Temp	Coolant Sensor	Fan Switch	Stop Light	Reverse Light	
Citroen cont.												
C5	X7 HDI	06/06	01/10	2.0L (DW10BTED4)	DOHC 16V (Diesel)	TPS050	-	TCS158	-	TBS093 TBS111	TRS068 TRS073	Check illustrations for correct application
C5	X7 HDI	02/10	06/13	2.0L (DW10CTED4)	DOHC 16V (Diesel)	TPS050	-	TCS158	-	TBS111	TRS068 TRS073	Check illustrations for correct application
C5	X7	03/10	07/10	2.0L (EW10A)	DOHC 16V (Petrol)	TPS050	-	TCS158	-	TBS111	TRS068 TRS073	Check illustrations for correct application
C5	HDI	03/05	05/06	2.2L (DW12TED4)	DOHC 16V (Diesel)	TPS050	-	TCS158	-	TBS040 TBS094	TRS068 TRS073	Check illustrations for correct application
C5	HDI Twin Turbo	03/07	08/08	2.2L (DW12BTED4)	DOHC 16V (Diesel)	TPS050	-	TCS158	-	TBS093	TRS068 TRS073	Check illustrations for correct application
C5	X7 HDI	09/08	01/10	2.7L (DT17TED4)	DOHC VVT 24V (Diesel)	-	-	-	-	TBS111	TRS068 TRS073	Check illustrations for correct application
C5		06/01	08/08	2.9L (ES9A, ES9J4S)	DOHC 24V (Petrol)	TPS050	-	TCS109	-	TBS040 TBS094	TRS068 TRS073	Check illustrations for correct application
C5	X7 HDI	02/10	06/13	3.0L (FT20CTED4)	DOHC 24V (Diesel)	-	-	-	-	TBS111	TRS068 TRS073	Check illustrations for correct application
C6	HDI	09/06	06/08	2.7L (DT17TED4)	DOHC 24V (Diesel)	-	-	-	-	TBS111	-	
C6	V6	09/06	12/08	2.9L (ES9A)	DOHC 24V (Petrol)	TPS050	-	TCS109	-	TBS111	-	
CX25	GTI	03/85	12/85	2.5L (081)	Petrol	-	-	-	TFS102	-	-	
CX25iE		07/84	12/85	2.5L (080, M25659)	OHV 8V (Petrol)	-	-	-	TFS102	-	-	
Dispatch	G9C	04/08	10/11	2.0L (DW10UTED4)	DOHC 16V (Diesel)	TPS050	-	TCS158	-	TBS093 TBS111	TRS068	Check illustrations for correct application
DS3		09/10	06/13	1.4L, 1.6L (EP3C, EP6C)	DOHC 16V (Petrol)	-	-	TCS172	-	TBS093	TRS068 TRS073	Check illustrations for correct application
DS4		02/12	06/13	1.6L (EP6DT, EP6CDT)	DOHC 16V (Petrol)	-	-	TCS172	-	-	TRS068	Check illustrations for correct application
DS4	HDI	04/12	06/13	1.6L (DV6C)	DOHC 16V (Diesel)	TPS050	-	TCS158	-	-	TRS068	
Xantia		11/96	12/98	1.9L (XUD9TE)	SOHC 8V (Diesel)	TPS047	TTS057 TTS511 TTS515	-	-	-	-	Check illustrations for correct application
Xantia		09/94	10/96	2.0L (XU10J2)	SOHC 8V (Petrol)	TPS047	TTS057 TTS515	-	TFS185	-	-	Check illustrations for correct application
Xantia		03/96	06/01	2.0L (XU10J4R)	DOHC 16V (Petrol)	TPS047	TTS057	-	-	-	TRS030	
Xantia	Turbo	11/96	05/98	2.0L (XU10J2TE)	SOHC 8V (Petrol)	TPS047	-	-	-	-	TRS030	
Xantia		05/98	06/01	2.0L (XU10J2)	SOHC 8V (Petrol)	TPS047 TPS050	-	-	-	-	TRS073	Check illustrations for correct application
Xantia	Turbo	10/98	06/01	2.0L (XU10J2TE)	SOHC 8V (Petrol)	TPS047 TPS050	TTS057	-	-	-	TRS030 TRS068 TRS073	Check illustrations for correct application
Xantia		01/98	06/01	3.0L (ES9J4)	DOHC 24V (Petrol)	TPS047 TPS050	TTS057	TCS161	TFS185	-	TRS030 TRS068 TRS073	Check illustrations for correct application

Make and Model		Year		Engine		Part Number						Notes
		Start	Finish	Size & Model	Cam & Valves	Oil Pressure	Water Temp	Coolant Sensor	Fan Switch	Stop Light	Reverse Light	
Citroen cont.												
XM		03/91	06/00	3.0L (SFZ, ZPJZ, 4)	SOHC 12V (Petrol)	TPS047	TTS057 TTS515	-	-	-	TRS030	Check illustrations for correct application
XM		05/94	07/00	3.0L (UFZ, ZPJ)	DOHC 12V (Petrol)	TPS047	TTS057	-	-	-	TRS030 TRS068	Check illustrations for correct application
XM		01/97	01/00	2.9L (ES9J4)	DOHC 24V (Petrol)	TPS047	TTS057 TTS523	-	-	-	TRS030 TRS068	Check illustrations for correct application
Xsara		01/97	01/00	1.4L (TU3JP)	SOHC 8V (Petrol)	TPS094	-	TCS161	-	TBS079	TRS030 TRS068 TRS073	Check illustrations for correct application
Xsara		02/00	12/00	1.6L (TU5JP4)	SOHC 8V (Petrol)	TPS094	TTS057	TCS161	TFS185	TBS079	TRS030 TRS068 TRS073	Check illustrations for correct application
Xsara		02/01	03/05	1.6L (TU5JP4)	DOHC 16V (Petrol)	TPS050	TTS512	TCS109 TCS157	-	TBS079 TBS094 TBS095	TRS068 TRS073	Check illustrations for correct application
Xsara		07/98	01/03	1.8L (XU7JP)	SOHC 8V (Petrol)	TPS047 TPS050	TTS057 TTS523	-	TFS207	TBS079	TRS030 TRS068 TRS073	Check illustrations for correct application
Xsara		07/98	01/01	1.8L (XU7JP4)	DOHC 16V (Petrol)	TPS047 TPS050	TTS057	-	TFS185	TBS040 TBS079	TRS030 TRS068 TRS073	Check illustrations for correct application
Xsara		09/98	12/00	2.0L (XU10J4R)	DOHC 16V (Petrol)	TPS050	TTS057	-	-	TBS079	TRS030 TRS068 TRS073	Check illustrations for correct application
Xsara		02/01	04/05	2.0L (XU10J4RS)	DOHC 16V (Petrol)	TPS050	-	-	-	TBS079 TBS094 TBS095	TRS068	Check illustrations for correct application
Xsara		02/01	01/06	2.0L (EW10J4)	DOHC 16V (Petrol)	TPS050	-	TCS109	-	TBS079 TBS094 TBS095	TRS068 TRS073	Check illustrations for correct application
Xsara		01/00	01/05	2.0L (DW10TD)	SOHC 8V (Diesel)	TPS050	-	TCS158	-	TBS079 TBS094 TBS095	TRS068 TRS073	Check illustrations for correct application
Daewoo												
1.5		07/94	10/95	1.5L (G15MF)	SOHC 8V (Petrol)	TPS070	-	TCS090	TFS109	TBS027 TBS030	TRS026	Check illustrations for correct application
Cielo	DOHC	10/95	02/98	1.5L (A15MF)	DOHC 16V (Petrol)	TPS070	TTS024	TCS090	TFS109	TBS027	TRS026	
Cielo	SOHC	10/95	04/98	1.5L (G15MF)	SOHC 8V (Petrol)	TPS070	TTS024	TCS090	TFS109	TBS027 TBS030	TRS026	Check illustrations for correct application
Cielo	Loadrunner	07/96	02/98	1.5L (G15MF)	SOHC 8V (Petrol)	TPS038	TTS024	TCS090	-	TBS098 TBS100	TRS026	Check illustrations for correct application
Espero	CD	03/95	07/97	2.0L (C20LE)	SOHC 8V (Petrol)	TPS070	TTS052	TCS070	TFS109	TBS027	TRS026	
Kalos	T200	03/03	01/05	1.5L (F15S)	SOHC 8V (Petrol)	TPS038	-	TCS090	-	TBS096 TBS097	TRS026	Check illustrations for correct application
Korando		02/98	07/98	2.3L (M161-97)	DOHC 16V (Petrol)	TPS044	TTS039	-	-	-	-	

Make and Model		Year		Engine		Part Number						Notes
		Start	Finish	Size & Model	Cam & Valves	Oil Pressure	Water Temp	Coolant Sensor	Fan Switch	Stop Light	Reverse Light	
Daewoo cont.												
Lacetti	J200	08/03	01/05	1.8L (D-TEK)	DOHC 16V (Petrol)	-	TTS024	TCS090	-	TBS096 TBS097	TRS026	Check illustrations for correct application
Lanos	SE	08/97	03/03	1.5L (A15SM)	SOHC 8V (Petrol)	TPS038	TTS024	TCS090	-	TBS100	TRS026	
Lanos	SX	08/97	03/03	1.6L (A16DM)	DOHC 16V (Petrol)	TPS038	TTS024	TCS090	-	TBS100	TRS026	
Leganza	V100	07/97	04/99	2.0L (C20SED)	DOHC 16V (Petrol)	TPS038	TTS024	TCS090	-	TBS098 TBS099 TBS100	TRS026	Check illustrations for correct application
Leganza	V100	04/99	01/04	2.2L (T22SED)	DOHC 16V (Petrol)	TPS038	TTS024	TCS090	-	TBS098 TBS099 TBS100	TRS026	Check illustrations for correct application
Matiz	M100, M150	10/99	01/05	0.8L (F8CV)	SOHC 6V (Petrol)	TPS132	TTS024	TCS090	-	TBS098 TBS100	-	Check illustrations for correct application
Musso	Y100 (Diesel)	09/98	12/02	2.9L (OM602)	SOHC 10V (Diesel)	TPS044	-	-	-	-	-	
Musso	Y100 (Petrol)	09/98	12/02	3.2L (M162-99)	DOHC 24V (Petrol)	TPS044	TTS039	-	-	TBS016	-	
Nubira	J100	06/97	10/99	1.6L (A16DMS)	DOHC 16V (Petrol)	TPS038	TTS024	TCS090	-	TBS131	TRS026	
Nubira	J100	05/98	05/00	2.0L (X20SED)	DOHC 16V (Petrol)	TPS038	TTS024	TCS090	-	TBS131	TRS026	
Nubira II	J150	10/99	08/03	2.0L (X20SED)	DOHC 16V (Petrol)	TPS038	TTS024	TCS163	-	-	TRS026	
Tacuma		11/00	12/04	2.0L (X20SED)	DOHC 16V (Petrol)	TPS038	TTS024	TCS163	-	TBS096 TBS097	TRS026	Check illustrations for correct application
Daihatsu												
Applause	A101	10/89	01/92	1.6L (HDE)	SOHC 16V (Petrol)	TPS006	TTS013	TCS035	TFS110	TBS003	TRS004	
Applause	A101	01/92	04/94	1.6L (HDF)	SOHC 16V (Petrol)	TPS006	TTS001 TTS013	TCS035	TFS110 TFS196	-	TRS004 TRS049	Check illustrations for correct application
Applause	A101	04/94	01/98	1.6L (HDF)	SOHC 16V (Petrol)	TPS006	TTS001	TCS055	TFS110 TFS196	-	TRS004 TRS049	Check illustrations for correct application
Applause	A101B	01/98	11/99	1.6L (HDE)	SOHC 16V (Petrol)	TPS006	TTS004	TCS055	TFS196	-	TRS049	
Boon	M301S	01/05	01/06	1.3L (K3VE)	DOHC 16V (Petrol)	TPS006	-	TCS120	-	-	-	Check illustrations for correct application
Charade	G10	04/80	03/83	993cc (CB20)	SOHC 6V (Petrol)	TPS008	TTS002	-	TFS111	-	-	
Charade	G11	04/83	04/87	993cc (CB20)	SOHC 6V (Petrol)	TPS006	TTS013	-	TFS111	TBS004	TRS004	Check illustrations for correct application
Charade	G11	03/84	05/87	993cc (CB50, 60)	SOHC 6V (Petrol)	TPS006	TTS013	-	-	TBS004	TRS004	Check illustrations for correct application
Charade	G100 (Turbo)	06/87	10/88	1.0L (CB61T)	SOHC 6V (Petrol)	TPS006	TTS013	TCS035	TFS111	TBS003	TRS004	
Charade	G100	06/87	01/93	993cc (CB23)	SOHC 6V (Petrol)	TPS006	TTS013	TCS035	TFS111	TBS003	TRS004	
Charade	G102	10/88	07/93	1.3L (HCE)	SOHC 16V (Petrol)	TPS006	TTS013	TCS035	TFS110	TBS003	-	
Charade	G200, G202, G202B	10/93	03/98	1.0L (CB24)	SOHC 6V (Petrol)	TPS006	TTS001	-	TFS111	-	-	
Charade	G202	05/93	03/98	1.0L (CB)	SOHC 6V (Petrol)	TPS006	TTS001	TCS055	-	-	TRS004	Check illustrations for correct application
Charade	G200, G200B	06/93	05/00	1.3L (HCE)	SOHC 16V (Petrol)	TPS006	TTS001	TCS055	TFS196	-	TRS004 TRS049	Check illustrations for correct application
Charade	G203, G203B	08/94	03/98	1.5L (HEE)	SOHC 16V (Petrol)	TPS006	TTS001	TCS055	TFS196	-	TRS004 TRS049	Check illustrations for correct application
Charade	G203C	05/98	06/00	1.5L (HEE)	SOHC 16V (Petrol)	-	-	TCS055	TFS203	-	-	
Charade	L251S	06/03	12/05	989cc (EJ-DE)	DOHC 12V (Petrol)	-	-	TCS032	-	-	-	

Make and Model		Year		Engine		Part Number						Notes
		Start	Finish	Size & Model	Cam & Valves	Oil Pressure	Water Temp	Coolant Sensor	Fan Switch	Stop Light	Reverse Light	
Daihatsu cont.												
Copen	L880	10/03	12/05	659cc (JB-DET)	DOHC 16V (Petrol)	-	-	TCS032	-	TBS009	-	
Cuore	L701	07/00	09/03	1.0L (EJDE)	DOHC 12V (Petrol)	TPS006	TTS013	TCS032	-	TBS009	TRS049	Check illustrations for correct application
Delta	V67, V69, V68	11/84	12/88	2.0L (3Y)	SOHC (Petrol)	TPS008	TTS006	-	-	-	TRS004	
Delta	DV23	01/71	12/77	2.0L (5R)	OHV (Petrol)	TPS007	TTS002	-	-	TBS011	-	
Delta	V30, V31, V32, V34, V35	01/79	12/84	2.0L (5R)	OHV (Petrol)	TPS008	TTS006	-	-	-	TRS004	
Delta	V107, V108, V109	10/87	01/99	2.2L (4Y)	SOHC (Petrol)	TPS008	TTS006	-	-	-	TRS004	
Delta	D23, DV26	01/73	12/77	2.5L (DG)	Diesel	TPS006	TTS002	-	-	TBS011	-	
Delta	V20, V22, V24, V25	01/79	12/83	2.5L (DG)	OHV 8V (Diesel)	TPS006	TTS002	-	-	TBS003	TRS004	
Delta	V50, V54, V55, V57, V58	01/84	05/93	2.8L (DL)	OHV 8V (Diesel)	TPS006	TTS002 TTS004 TTS013	TCS024	-	-	TRS004	Check illustrations for correct application
Delta	V50, V54, V55, V57, V58	05/93	12/02	2.8L (DL)	OHV 8V (Diesel)	TPS006	TTS002 TTS004 TTS013	TCS032	-	-	TRS004	Check illustrations for correct application
Delta	V10, V11, V12, V90, V92, DV28	01/74	12/84	3.0L (B)	OHV (Diesel)	TPS006	TTS005 TTS006	-	-	TBS002 TBS011	TRS005	Check illustrations for correct application
Delta	V98, V99	01/88	12/96	3.0L (B)	OHV 8V (Diesel)	TPS008	TTS006	-	-	-	-	
Delta	V76, V78, V79	11/84	01/89	3.4L (13B)	OHV 8V (Diesel)	TPS008	TTS006	-	-	-	-	
Delta	V116, V118, V119	01/89	12/02	3.7L (14B)	OHV 8V (Diesel)	TPS008	TTS006	TCS032	-	-	TRS004	
Delta	V116, V118, V119	12/02	01/05	3.7L (14B)	OHV 8V (Diesel)	TPS008	TTS007	-	-	-	TRS004	Check illustrations for correct application
Delta Tipper	V138, Diesel	12/04	11/05	3.0L (1KD-FTV)	DOHC 16V (Diesel)	-	-	TCS120	-	-	-	
F20, F25		01/78	06/84	1.6L (12R)	OHV 8V (Petrol)	TPS006	TTS005	-	-	-	-	
F50, F55	Diesel	01/78	05/82	2.5L (DG)	OHV 8V (Diesel)	TPS006	TTS002	-	-	TBS011	-	
F60, F65	Diesel	01/83	06/84	2.8L (DL)	Diesel	TPS006	TTS002	-	-	TBS002	-	
Feroza	F300, F310	10/88	08/93	1.6L (HDE)	SOHC 16V (Petrol)	TPS006	TTS001 TTS013	TCS035	TFS110	TBS002	TRS004	Check illustrations for correct application
Feroza	F300, F310	09/93	01/99	1.6L (HDE)	SOHC 16V (Petrol)	TPS006	TTS001	TCS055	TFS110	TBS002	TRS004	Check illustrations for correct application
Handi Van	L55, L60	05/81	08/83	547cc, 617cc (AB30, AD10)	Petrol	TPS006	TTS002	-	-	-	-	
Handi Van	L80	03/86	12/90	846cc (ED10)	SOHC 6V (Petrol)	TPS006	TTS013	-	-	-	TRS004	Check illustrations for correct application
Handi Van	L500	02/95	12/96	0.7L (EFEL)	SOHC 12V (Petrol)	TPS006	TTS001	TCS055	TFS200	-	TRS004	
Handi Van	L600	01/96	12/99	0.7L (EFEL)	DOHC 12V (Petrol)	TPS006	TTS013	-	-	-	-	
Handi Van	L701	03/99	04/02	1.0L (EJ)	DOHC 12V (Petrol)	TPS006	-	-	-	-	-	
Hi Jet	S70, S75, S76	07/82	06/86	842cc, 993cc (CD20, CB22, CB41)	SOHC (Petrol)	TPS006	TTS001	-	-	-	-	
Hi Jet	S85	10/87	06/90	993cc (CB)	SOHC 6V (Petrol)	TPS010	TTS002	-	-	-	TRS004	
Mira	L2	12/92	04/95	0.7L (EFEL)	SOHC 12V (Petrol)	TPS006	TTS013	TCS055	TFS200	-	TRS004	
Mira	L201	11/90	12/92	0.8L (ED10)	SOHC 6V (Petrol)	TPS006	TTS004 TTS013	TCS035	TFS200	-	TRS004	Check illustrations for correct application
Mira	L701S	10/98	09/09	1.0L (EJDE)	SOHC 12V (Petrol)	TPS006	-	TCS032	-	TBS009	TRS049	

Make and Model		Year		Engine		Part Number						Notes
		Start	Finish	Size & Model	Cam & Valves	Oil Pressure	Water Temp	Coolant Sensor	Fan Switch	Stop Light	Reverse Light	
Daihatsu cont.												
Mira	L701S	09/09	12/02	1.0L (EJDE)	SOHC 12V (Petrol)	-	-	TCS032	-	TBS009	TRS049	
Mira (Cuore)	L500, Centro	03/95	03/97	0.7L (EFEL, EFGL)	SOHC 12V (Petrol)	TPS006	TTS001	TCS055	TFS200	-	TRS004	
Mira (Cuore)	L500, Centro	03/97	12/99	0.7L (EFEL, EFGL)	SOHC 12V (Petrol)	TPS006	TTS001	TCS032	TFS200	-	TRS004	
Move	L601	02/97	01/99	0.8L (ED-20)	SOHC 6V (Petrol)	TPS006	TTS001	TCS055	TFS202	-	TRS004	
Move	L901S	01/99	01/02	1.0L (EJDE)	DOHC 12V (Petrol)	TPS006	-	TCS032	-	TBS009	TRS049	
Pyzar	G303	02/97	09/97	1.5L (HEEG)	SOHC 16V (Petrol)	TPS006	TTS001	TCS055	TFS196	-	TRS004	
Pyzar	G303	09/97	12/97	1.5L (HEEG)	SOHC 16V (Petrol)	TPS006	TTS001	TCS055	TFS196	-	-	
Pyzar	G303	12/97	09/98	1.5L (HEEG)	SOHC 16V (Petrol)	TPS006	TTS001	TCS055	TFS196	-	TRS049	
Pyzar	G3	10/98	07/00	1.6L (HDEP)	SOHC 16V (Petrol)	TPS006	TTS001	TCS055	TFS196	-	TRS049	
Rocky	F80, F85, F87	06/84	01/89	2.0L (3Y-C, E)	SOHC (Petrol)	TPS008	TTS006	TCS024	-	TBS002	TRS004	
Rocky	F70, F75, F77	01/84	08/93	2.8L (DL, DL-T)	OHV 8V (Diesel)	TPS006	TTS002	-	-	TBS002	TRS004	
Rocky	F75	06/84	06/90	2.8L (DL-T)	OHV 8V (Diesel)	TPS006	TTS002	TCS055	-	TBS002	TRS004	
Rocky	F70, F75	01/85	07/93	2.8L (DL)	OHV 8V (Diesel)	TPS006	TTS013	TCS024	-	TBS002	TRS004	
Rocky	F73, F78	01/93	01/99	2.8L (DL, DL-T)	OHV 8V (Diesel)	TPS006	TTS001	TCS032	-	TBS002	TRS004	
Sirion	M100	07/98	10/02	1.0L (EJDE)	DOHC 12V (Petrol)	TPS006	TTS001	TCS032	TFS200	TBS009	TRS049	
Sirion	M100	10/02	02/05	1.0L (EJDE)	DOHC 12V (Petrol)	-	TTS001	TCS032	TFS200	TBS009	TRS049	
Sirion	M101	09/00	12/00	1.3L (K3-VE2)	DOHC 16V (Petrol)	TPS006	-	TCS119	-	TBS009	TRS049	
Sirion	M101	12/00	02/05	1.3L (K3-VE2)	DOHC 16V (Petrol)	-	-	TCS119	-	TBS009	TRS049	
Sirion	M301S	02/05	12/05	1.3L (K3-VE)	V-DOHC 16V (Petrol)	TPS006	-	TCS120	-	-	-	Check illustrations for correct application
Sirion	M300S	01/08	01/11	1.0L (1KRFE)	DOHC VVT 12V (Petrol)	-	-	TCS120	-	-	-	
Sirion	M303S	01/08	01/11	1.5L (3SZVE)	DOHC VVT 16V (Petrol)	TPS006	-	TCS120	-	-	-	Check illustrations for correct application
Terios	J100	07/97	10/00	1.3L (HC-EJ)	SOHC 16V (Petrol)	TPS006	-	TCS055	-	TBS009	-	
Terios	J102	10/00	01/01	1.3L (K3-VE)	DOHC 16V (Petrol)	TPS006	-	TCS119	-	TBS009	-	
Terios	J102	02/01	12/06	1.3L (K3-VE)	DOHC 16V (Petrol)	-	-	TCS119	-	TBS009	-	
YRV	M211G	01/00	12/04	1.3L (K3-VE, T)	DOHC VVT 16V (Petrol)	TPS006	-	TCS032 TCS119	TFS200	TBS009	TRS049	Check illustrations for correct application
YRV	M200G	01/01	01/02	1.0L (EJDE)	DOHC VVT 12V (Petrol)	TPS006	-	TCS032	-	TBS009	TRS049	
Dodge												
Avenger	JS	08/07	07/09	2.0L, 2.4L (ECN, ED3, EDG)	DOHC 16V (Petrol)	TPS120	-	TCS186	-	TBS125 TBS130	-	Check illustrations for correct application
Avenger	JS (Turbo Diesel)	08/08	06/10	2.0L (ECD)	DOHC 16V (Diesel)	-	-	-	-	TBS130	-	
Avenger	JS (V6)	09/08	06/10	2.7L (EER)	DOHC 24V (Petrol)	TPS089	-	TCS186	-	TBS130	-	
Caliber	PM	08/06	06/05	1.8L, 2.0L (EBA, ECN)	DOHC VVT 16V (Petrol)	TPS120	-	TCS186	-	TBS125	-	
Caliber	PM	06/05	07/05	1.8L, 2.0L (EBA, ECN)	DOHC VVT 16V (Petrol)	TPS120	-	TCS187	-	TBS125	-	
Caliber	PM	07/05	07/05	1.8L, 2.0L (EBA, ECN)	DOHC VVT 16V (Petrol)	TPS120	-	TCS187	-	TBS130	-	

Make and Model		Year		Engine		Part Number						Notes
		Start	Finish	Size & Model	Cam & Valves	Oil Pressure	Water Temp	Coolant Sensor	Fan Switch	Stop Light	Reverse Light	
Dodge cont.												
Caliber	PM	07/05	06/13	1.8L, 2.0L (EBA, ECN)	DOHC VVT 16V (Petrol)	TPS120	-	-	-	TBS130	-	
Caliber	PM	10/06	06/05	2.4L (6D)	DOHC 16V (Petrol)	TPS120	-	TCS186	-	TBS125	-	
Caliber	PM	06/05	07/05	2.4L (6D)	DOHC 16V (Petrol)	TPS120	-	TCS187	-	TBS125	-	
Caliber	PM	07/05	07/05	2.4L (6D)	DOHC 16V (Petrol)	TPS120	-	TCS187	-	TBS130	-	
Caliber	PM	07/05	06/13	2.4L (6D)	DOHC 16V (Petrol)	TPS120	-	-	-	TBS130	-	
Caliber	PM (Turbo Diesel)	02/07	07/05	2.0L (ECD)	DOHC 16V (Diesel)	TPS120	-	-	-	TBS125	-	
Caliber	PM (Turbo Diesel)	07/05	08/10	2.0L (ECD)	DOHC 16V (Diesel)	TPS120	-	-	-	TBS130	-	
Journey	JC (Turbo Diesel)	09/08	01/12	2.0L (ECE)	DOHC 16V (Diesel)	-	-	-	-	TBS130	-	
Journey	JC	09/08	01/12	2.7L	DOHC 24V (Petrol)	TPS089	-	TCS186	-	TBS130	-	
Nitro	KA (Turbo Diesel)	06/07	06/10	2.8L	DOHC 16V (Diesel)	TPS084	-	TCS204	-	TBS125	-	Check illustrations for correct application
Nitro	KA	06/07	07/05	3.7L (EKG)	SOHC 12V (Petrol)	TPS088	-	TCS191	-	TBS125	TRS098	
Nitro	KA	07/05	06/13	3.7L (EKG)	SOHC 12V (Petrol)	TPS088	-	TCS192	-	TBS125	TRS098	
Ram	1500, 5.9i	01/96	01/05	5.9L (56)	OHV 16V (Petrol)	TPS086	-	-	-	TBS124	-	Check illustrations for correct application
Viper	RT, 10	10/02	08/03	8.0L (EWC)	OHV 20V	TPS084	-	TCS024	-	-	-	
Fiat												
500	1.2 SOHC	02/08	09/10	1.2L (169A4)	SOHC 8V (Petrol)	TPS043	-	TCS160	-	TBS054	TRS109	
500	Turbo Diesel	02/08	09/10	1.3L (169A1)	DOHC 16V (Diesel)	TPS043	-	TCS143	-	TBS054	TRS109	
500	1.4 DOHC	02/08	01/12	1.4L (169A)	DOHC 16V (Petrol)	TPS043 TPS131	-	TCS160	-	TBS054	TRS109	Check illustrations for correct application
500	Twin Air	02/12	06/13	0.9L (312A2)	SOHC 8V (Petrol)	TPS043	-	TCS160	-	TBS054	TRS109	
500C		01/10	01/12	1.4L (169A3)	DOHC 16V (Petrol)	TPS043 TPS131	-	TCS160	-	TBS054	TRS109	Check illustrations for correct application
Argenta	2.0, 110	03/83	09/85	2.0L (132D1)	DOHC 8V (Petrol)	TPS018	-	-	-	-	-	
Bravo	Turbo	01/07	01/08	1.4L (198A1)	DOHC 16V (Petrol)	TPS043	-	TCS160	-	TBS054 TBS112	TRS067 TRS090 TRS109	Check illustrations for correct application
Bravo	1.6i	01/96	01/00	1.6L (182A6)	DOHC 16V (Petrol)	TPS043	-	TCS110	TFS237	-	TRS066	Check illustrations for correct application
Coupe	Turbo	01/95	12/02	2.0L (175A3)	DOHC 20V (Petrol)	TPS043	-	TCS110	TFS237	TBS045	TRS067	Check illustrations for correct application
Ducato	Turbo Diesel	11/05	06/13	2.3L (F1AE)	DOHC 16V (Diesel)	TPS100	TTS521	TCS102	-	TBS054 TBS080	TRS068 TRS090	Check illustrations for correct application
Ducato	Turbo Diesel	08/02	01/07	2.8L (8140.43S)	SOHC 8V (Diesel)	TPS043	TTS521	TCS102	-	TBS054	TRS068	TBS054 suits models with cruise control
Ducato	Turbo Diesel	03/04	07/07	2.8L (8140.43S)	SOHC 8V (Diesel)	TPS034	TTS521	TCS102	-	-	TRS068	
Ducato	2.8 TDi	01/95	01/02	2.8L (814063)	SOHC 8V (Diesel)	TPS043	TTS521	-	-	TBS032	TRS030	Check illustrations for correct application
Ducato	3.0 TDi	02/07	06/13	3.0L (F1CE0481D)	DOHC 16V (Diesel)	TPS100	-	TCS102	-	TBS054	TRS068 TRS090	Check illustrations for correct application
Multipla	1.6 TDi	01/00	01/05	1.6L (182B6)	SOHC 8V (Diesel)	TPS043	-	TCS113	-	TBS045 TBS054	TRS066	Check illustrations for correct application
Multipla	1.9 TDi	01/00	01/05	1.9L (182B4)	SOHC 8V (Diesel)	TPS043	-	TCS102	-	TBS045 TBS054	TRS066	Check illustrations for correct application

Make and Model		Year		Engine		Part Number						Notes
		Start	Finish	Size & Model	Cam & Valves	Oil Pressure	Water Temp	Coolant Sensor	Fan Switch	Stop Light	Reverse Light	
Fiat cont.												
Punto	1.2i	01/95	01/99	1.2L (176B4)	SOHC 8V (Petrol)	TPS043	-	-	TFS237	TBS045	TRS109	Check illustrations for correct application
Punto	1.2i	01/00	01/07	1.2L (188A5)	DOHC 16V (Petrol)	TPS043	-	TCS143	-	-	TRS109	Check illustrations for correct application
Punto	Turbo Diesel	07/06	05/10	1.2L (199A3)	DOHC 16V (Diesel)	TPS043	-	TCS143	-	-	TRS066 TRS090	Check illustrations for correct application
Punto	Punto, Sport	02/08	06/13	1.4L (198A4000)	DOHC 16V (Petrol)	TPS043	-	TCS160	-	-	TRS066 TRS090	Check illustrations for correct application
Punto	Dynamic	07/06	06/13	1.4L (350A1000)	SOHC 8V (Petrol)	TPS043	-	TCS160	-	-	TRS109	Check illustrations for correct application
Punto		01/04	01/05	1.4L (843A1)	DOHC 16V (Petrol)	TPS043	-	-	-	TBS054	TRS109	
Punto	1.8i	01/00	01/04	1.8L (188A6)	DOHC 16V (Petrol)	TPS043	-	-	-	-	TRS066	
Punto	Turbo Diesel	06/06	01/09	1.9L (199A5)	SOHC 8V (Diesel)	TPS043	-	TCS143	-	-	TRS090	Check illustrations for correct application
Punto	Emotion (Turbo Diesel)	07/06	06/08	1.9L (939A1)	SOHC 8V (Diesel)	TPS043	-	TCS143	-	-	TRS090	Check illustrations for correct application
Regata	85S, Carb.	01/85	12/87	1.5L (138B3)	SOHC 8V (Petrol)	TPS018	-	-	-	-	-	
Ritmo		01/08	05/09	1.4L (192B2000)	DOHC 16V (Petrol)	TPS043	-	TCS160	-	-	TRS090 TRS109	Check illustrations for correct application
Ritmo	Turbo	01/08	05/10	1.4L (198A1000)	DOHC 16V (Petrol)	TPS043	-	TCS160	-	TBS054 TBS112	TRS090 TRS109 TRS067	Check illustrations for correct application
Ritmo	Turbo Diesel	02/08	05/10	1.9L (192A8000, 937A5000)	DOHC 16V, SOHC 16V (Diesel)	TPS043	-	TCS143	-	TBS054	TRS067	
Stilo	1.6i	01/02	01/04	1.6L (182B6)	DOHC 16V (Petrol)	TPS043	-	TCS143	-	TBS054	-	
Stilo		01/02	01/07	1.8L, 2.4L (192A4, 192A2)	DOHC 16V, DOHC 20V (Petrol)	TPS043	-	TCS113	-	TBS054	TRS066 TRS067	Check illustrations for correct application
Ford												
Bronco	Carb	01/81	01/85	4.1L, 5.8L (Cleveland)	OHV (Petrol)	-	TTS010 TTS023	-	-	-	-	Check illustrations for correct application
Bronco	EFI	09/85	12/87	4.9L (Windsor)	OHV (Petrol)	-	TTS010 TTS023	TCS011	-	-	-	Check illustrations for correct application
Capri	Carb, RS3100	05/69	12/74	1.6L, 3.0L, 3.1L (JB, Essex)	OHV (Petrol)	TPS012	TTS023	-	-	TBS022	TRS021	
Capri	SA, SOHC	10/89	10/90	1.6L (B6)	SOHC 8V (Petrol)	-	TTS001 TTS015	TCS024	TFS115 TFS136 TFS181 TFS229	TBS009	TRS011	Check illustrations for correct application
Capri	SA Ser II, SC, SE, DOHC	10/90	07/94	1.6L (B6)	DOHC 16V (Petrol)	-	TTS003	TCS024	TFS136	TBS009	-	
Capri	SA, SC, SE DOHC Turbo	10/89	07/94	1.6L (B6T)	DOHC 16V (Petrol)	-	TTS003	TCS024	TFS115 TFS136 TFS229	TBS009	TRS042	Check illustrations for correct application
Corsair	UA	11/89	12/92	2.0L, 2.4L (CA20E, KA24E)	SOHC 8V, 12V (Petrol)	TPS014 TPS017	-	TCS127	-	TBS007	-	Check illustrations for correct application
Cortina	Mk I	01/63	01/68	1.2L, 1.5L	OHV (Petrol)	-	TTS023	-	-	-	-	
Cortina	Mk II	01/68	12/71	1.3L, 1.6L	OHV (Petrol)	TPS027	TTS023	-	-	TBS044	TRS021	

Make and Model		Year		Engine		Part Number						Notes
		Start	Finish	Size & Model	Cam & Valves	Oil Pressure	Water Temp	Coolant Sensor	Fan Switch	Stop Light	Reverse Light	
Ford cont.												
Cortina	TC, TD, TE, TF	10/72	08/82	1.6L, 2.0L	OHV, SOHC (Petrol)	-	TTS023	-	-	TBS022	TRS021	
Cortina	TC, TD, TE, TF	10/72	08/82	3.3L, 4.1L	OHV (Petrol)	-	TTS037	-	-	-	-	
Cougar	SW	10/99	04/01	2.5L (LCBC)	DOHC 24V (Petrol)	TPS058	-	TCS085 TCS112	-	TBS046	-	Check illustrations for correct application
Courier	SGC (Carb)	11/78	02/82	1.8L (VC)	SOHC 8V (Petrol)	TPS013	TTS002	-	-	TBS009	TRS010	Check illustrations for correct application
Courier	PC (Carb)	06/85	09/90	2.0L (FE)	SOHC 8V (Petrol)	TPS006	TTS015	-	TFS231	TBS009	TRS010	
Courier	SGCD (Carb)	11/82	07/85	2.0L (MA)	SOHC 8V (Petrol)	TPS013	TTS002	TCS133	-	TBS009	TRS010	Check illustrations for correct application
Courier	PC (Carb)	01/90	12/96	2.2L (F2)	SOHC 8V (Petrol)	TPS007	TTS003	-	TFS231	TBS009	TRS010	
Courier	SGHW (Diesel)	04/81	12/85	2.2L (S2)	SOHC 8V (Diesel)	TPS013	TTS002	-	-	TBS009	TRS010	
Courier	PC (Diesel)	06/85	04/89	2.2L (R2)	SOHC 8V (Diesel)	TPS013	TTS003 TTS015	-	-	TBS009	TRS010	Check illustrations for correct application
Courier	PD (Diesel)	05/96	02/99	2.5L (WL)	SOHC 12V (Diesel)	TPS008	TTS001	TCS032	-	TBS009	TRS012	Check illustrations for correct application
Courier	PE, PG, PH (Turbo Diesel)	01/99	01/07	2.5L (WL-AT)	SOHC 12V (Diesel)	TPS008	TTS001	TCS032	-	TBS009	TRS050	Check illustrations for correct application
Courier	PC (Carb)	05/87	09/90	2.6L (4G54)	SOHC 8V (Petrol)	TPS006	TTS020	-	-	TBS009	TRS012	
Courier	PC	09/90	04/96	2.6L (G6)	SOHC 12V (Petrol)	TPS006	TTS003	TCS045	-	TBS009	TRS012	Check illustrations for correct application
Courier	PD	05/96	03/98	2.6L (G6)	SOHC 12V (Petrol)	TPS006	TTS001	TCS045	-	TBS009	TRS012	
Courier	PD, PE, PG, PH	03/98	01/06	2.6L (G6)	SOHC 12V (Petrol)	TPS006	TTS001	TCS045	-	TBS009	TRS050	Check illustrations for correct application
Courier	PH	01/05	12/06	4.0L	SOHC 12V (Petrol)	TPS006 TPS066	TTS001	-	-	TBS014	TRS055	
Courier	PH	01/04	01/06	4.0L (1V)	SOHC 12V (Petrol)	TPS006 TPS066	-	TCS112	-	TBS009	TRS050 TRS055	Check illustrations for correct application
Econovan		05/84	12/85	1.4L (D4)	Petrol	TPS013	TTS015	-	-	TBS009	TRS010	
Econovan		06/79	04/84	1.6L (NA)	SOHC 8V (Petrol)	TPS013	TTS002	-	-	TBS009	TRS010	
Econovan		04/84	05/97	1.8L (F8)	SOHC 8V (Petrol)	TPS013	TTS003 TTS015	-	TFS231	TBS009	TRS010	Check illustrations for correct application
Econovan	JH (EFI)	03/03	07/06	1.8L (F8)	SOHC 12V (Petrol)	TPS007	TTS001	TCS045	-	TBS014	-	
Econovan		04/84	12/88	2.0L (FE)	SOHC 8V (Petrol)	TPS013	TTS015	-	TFS231	TBS009	TRS010	
Econovan		01/89	12/94	2.0L (FE)	SOHC 8V (Petrol)	TPS013	TTS003 TTS015	-	TFS231	TBS009	TRS010	
Econovan	Carb.	01/95	01/97	2.0L (FE)	SOHC 8V (Petrol)	TPS013	TTS001	-	TFS231	TBS009	TRS010	Check illustrations for correct application
Econovan	JG (Carb)	02/97	11/98	2.0L (FE)	SOHC 8V (Petrol)	TPS007 TPS013	TTS001	-	TFS231	TBS009	TRS010	Check illustrations for correct application
Econovan	JG (Carb)	11/98	01/00	2.0L (FE)	SOHC 8V (Petrol)	TPS007 TPS013	TTS001	-	TFS231	TBS014	TRS010	Check illustrations for correct application
Econovan	JH (Carb)	09/99	02/03	2.0L (FE)	SOHC 8V (Petrol)	TPS007	TTS001	-	TFS231	TBS014	-	
Econovan	JH (EFI)	03/03	07/06	2.0L (FE)	SOHC (Petrol)	TPS007	TTS001	TCS045	-	TBS014	-	
Econovan	Diesel	01/81	12/84	2.2L (S2)	SOHC 8V (Diesel)	TPS013	TTS002	-	-	TBS009	TRS010	
Econovan	Diesel	01/84	01/95	2.2L (R2)	SOHC 8V (Diesel)	TPS013	TTS003 TTS015	-	-	TBS009	TRS010	Check illustrations for correct application
Econovan	Diesel	01/95	01/97	2.2L (R2)	SOHC 8V (Diesel)	TPS013	TTS003	-	-	TBS009	TRS010	Check illustrations for correct application

Make and Model		Year		Engine		Part Number						Notes
		Start	Finish	Size & Model	Cam & Valves	Oil Pressure	Water Temp	Coolant Sensor	Fan Switch	Stop Light	Reverse Light	
Ford cont.												
Escape	ZB, ZC	02/04	03/08	2.3L (L3)	DOHC VVT 16V (Petrol)	TPS075	-	TCS124	-	TBS126	-	Check illustrations for correct application
Escape	ZD	04/08	01/12	2.3L (L3)	DOHC VVT 16V (Petrol)	TPS075	-	TCS124	-	TBS126	-	
Escape	BA, ZA	03/01	01/04	3.0L (AJ)	DOHC 24V (Petrol)	TPS091	-	TCS198	-	TBS126	-	
Escape	ZB	02/04	08/04	3.0L (AJ)	DOHC 24V (Petrol)	TPS091	-	TCS198	-	TBS126	-	
Escape	ZB	08/04	05/06	3.0L (AJ)	DOHC 24V (Petrol)	TPS142	-	TCS198	-	TBS126	-	
Escape	ZC	06/06	03/08	3.0L (AJ)	DOHC 24V (Petrol)	TPS058	-	TCS203	-	TBS126	-	
Escort	Mk I	03/70	05/76	1.1L, 1.3L, 1.6L	OHV, DOHC (Petrol)	TPS012	TTS023	-	-	TBS022	-	
Escort	Mk II	06/76	03/81	1.6L	OHV 8V (Petrol)	TPS012	-	-	-	-	-	
Escort	Mk II	12/76	03/81	2.0L	SOHC 8V (Petrol)	TPS012	TTS023	-	-	-	-	
Explorer	UN, UP, UQ, US, OHV (119kw - 3997cc)	10/96	09/01	4.0L (VZA)	OHV 12V (Petrol)	TPS065	-	TCS085	-	TBS067 TBS068	TRS055	
Explorer	UN, UP, UQ, US, SOHC (153kw - 4011cc)	10/96	09/97	4.0L (VZA)	SOHC 12V (Petrol)	TPS065	-	TCS085 TCS124	-	TBS067 TBS068	-	Check illustrations for correct application
Explorer	UN, UP, UQ, US, SOHC (153kw - 4011cc)	09/97	01/99	4.0L (VZA)	SOHC 12V (Petrol)	TPS065	-	TCS085 TCS124	-	TBS067 TBS068	TRS055	Check illustrations for correct application
Explorer	UN, UP, UQ, US, SOHC (153kw - 4011cc)	01/99	09/01	4.0L (VZA)	SOHC 12V (Petrol)	TPS066	-	TCS085 TCS124	-	TBS067 TBS068	TRS055	Check illustrations for correct application
Explorer	UT, UX, UZ, SOHC	10/01	08/04	4.0L (XZA)	SOHC 12V (Petrol)	TPS066	-	TCS112	-	TBS067	-	
Explorer	UT, UX, UZ, SOHC	08/04	01/08	4.0L (XZA)	SOHC 12V (Petrol)	TPS066	-	TCS112	-	TBS064	-	
Explorer	UT, UX, UZ, SOHC	10/01	08/04	4.6L (2ZA)	SOHC 16V (Petrol)	TPS066	-	TCS129	-	TBS067	-	
Explorer	UT, UX, UZ, SOHC	08/04	01/08	4.6L (2ZA)	SOHC 16V (Petrol)	TPS066	-	TCS129	-	TBS064	-	
F100		01/70	12/85	4.1L	OHV (Petrol)	TPS061	TTS023	-	-	TBS070	-	Check illustrations for correct application
F100	4WD (Carb.)	01/77	12/77	4.9L (Windsor)	OHV (Petrol)	TPS061	TTS023	-	-	TBS070	-	Check illustrations for correct application
F100	EFI	09/85	12/87	4.9L (Windsor)	OHV (Petrol)	TPS061	TTS023	TCS011	-	TBS070	-	
F100	Carb.	07/74	12/77	5.0L (Cleveland)	OHV (Petrol)	TPS061	TTS023	-	-	TBS070	-	Check illustrations for correct application
F100	Carb	01/73	12/85	5.8L (Cleveland)	OHV (Petrol)	TPS065	TTS023	-	-	TBS070	-	
F150	EFI	05/87	06/90	4.9L (Windsor)	OHV 16V (Petrol)	TPS061	TTS010 TTS023	TCS011	-	TBS070	-	Check illustrations for correct application
F150		01/06	06/08	5.4L	SOHC 16V (Petrol)	-	-	TCS129	-	TBS068	TRS055	
F150	EFI	01/90	12/93	5.8L (Windsor)	OHV 16V (Petrol)	TPS065	TTS010	TCS011	-	TBS070	-	
F250		01/70	12/85	4.1L	OHV (Petrol)	TPS061	TTS023	-	-	TBS070	-	Check illustrations for correct application
F250	RM (Turbo Diesel)	08/01	07/03	4.2L	OHV 18V (Diesel)	-	-	-	-	TBS068	-	
F250	EFI	05/87	06/90	4.9L (Windsor)	OHV 16V (Petrol)	TPS061	TTS010 TTS023	TCS011	-	TBS070	-	Check illustrations for correct application
F250	RM, RN	08/01	09/07	5.4L	SOHC 16V (Petrol)	-	TTS058	TCS129	-	TBS068	TRS055	

Make and Model		Year		Engine		Part Number						Notes
		Start	Finish	Size & Model	Cam & Valves	Oil Pressure	Water Temp	Coolant Sensor	Fan Switch	Stop Light	Reverse Light	
Ford cont.												
F250	Carb	01/73	12/85	5.8L (Cleveland)	OHV (Petrol)	TPS065	TTS023	-	-	TBS070	-	
F250	EFI	01/90	12/93	5.8L (Windsor)	OHV 16V (Petrol)	TPS065	TTS010	TCS011	-	TBS070	-	
F250	RM, RN	08/01	06/07	7.3L	OHV 16V (Diesel)	-	-	-	-	TBS068	TRS055	
F350		01/70	12/85	4.1L	OHV (Petrol)	TPS061	TTS023	-	-	TBS070	-	Check illustrations for correct application
F350	RM, RN	08/01	06/07	5.4L	SOHC 16V (Petrol)	-	TTS058	TCS197	-	TBS068	TRS055	Check illustrations for correct application
F350	Carb	01/73	12/85	5.8L (Cleveland)	OHV (Petrol)	TPS065	TTS023	-	-	TBS070	-	
F350	EFI	01/90	12/93	5.8L (Windsor)	OHV 16V (Petrol)	TPS065	TTS010	TCS011	-	TBS070	-	
F350	RM, RN	08/01	06/07	7.3L	OHV 16V (Diesel)	-	TTS058	-	-	TBS068	TRS055	
Fairlane - 6 Cyl	ZA, ZB	03/67	06/69	3.3L	OHV (Petrol)	TPS029	TTS037	-	-	-	-	
Fairlane - 6 Cyl	ZC	07/69	10/70	3.6L	OHV 12V (Petrol)	TPS029	TTS037	-	-	-	-	
Fairlane - 6 Cyl	ZD, ZF, ZG	11/70	05/76	4.1L	OHV 12V (Petrol)	TPS029	TTS037	-	-	-	-	
Fairlane - 6 Cyl	ZJ	10/79	02/82	4.1L	OHV 12V (Petrol)	TPS061	TTS010	-	-	-	-	Check illustrations for correct application
Fairlane - 6 Cyl	ZK (Carb.)	03/82	03/83	4.1L	OHV 12V (Petrol)	TPS061	TTS010	-	-	-	-	Check illustrations for correct application
Fairlane - 6 Cyl	ZK (EFI)	03/83	09/84	4.1L	OHV 12V (Petrol)	TPS061	TTS023	-	-	-	-	Check illustrations for correct application
Fairlane - 6 Cyl	ZL (Carb.)	10/84	12/86	4.1L	OHV 12V (Petrol)	TPS061	TTS037	-	-	-	-	Check illustrations for correct application
Fairlane - 6 Cyl	ZL (EFI)	10/84	05/88	4.1L	OHV 12V (Petrol)	TPS061	TTS037	-	-	-	-	Check illustrations for correct application
Fairlane - 6 Cyl	NA, NC	06/88	04/92	3.9L	SOHC 12V (Petrol)	TPS061	TTS032	TCS011	-	-	-	
Fairlane - 6 Cyl	NC, NF, NL	05/92	02/99	4.0L	SOHC 12V (Petrol)	TPS061 TPS069	TTS032	TCS011	-	TBS060	-	TPS069 suits gauge
Fairlane - 6 Cyl	AU	02/99	12/02	4.0L	SOHC 12V (Petrol)	TPS061 TPS069	-	TCS134	-	TBS060	TRS120	TPS069 suits gauge
Fairlane - 6 Cyl	BA	06/03	03/05	4.0L (Barra 182)	DOHC 24V (Petrol)	TPS066	-	TCS134	-	TBS046	TRS100	
Fairlane - 6 Cyl	BF	09/05	12/07	4.0L (Barra 190)	DOHC 24V (Petrol)	TPS066	-	TCS134	-	TBS081	TRS100 TRS120	Check illustrations for correct application, TRS120 suits T5
Fairlane - 8 Cyl	FB, FC, FD (Carb.)	01/59	12/65	Windsor	Petrol	TPS029	-	-	-	-	-	
Fairlane - 8 Cyl	ZA, ZB, ZC	03/67	10/70	4.8L, 4.9L (Windsor)	OHV 16V (Petrol)	TPS029	-	-	-	-	-	
Fairlane - 8 Cyl	ZD, ZF, ZG	11/70	05/76	4.9L, 5.8L (Cleveland)	OHV 16V (Petrol)	TPS029	-	-	-	-	-	
Fairlane - 8 Cyl	ZH	05/76	04/79	4.9L, 5.8L (Cleveland)	OHV 16V (Petrol)	TPS029	TTS024	-	-	-	-	
Fairlane - 8 Cyl	ZJ, ZK	05/79	03/83	4.9L, 5.8L (Cleveland)	OHV 16V (Petrol)	TPS029	TTS010	-	-	-	-	
Fairlane - 8 Cyl	NC	07/91	03/95	5.0L (Windsor)	OHV 16V (Petrol)	TPS029	-	TCS011	-	-	-	
Fairlane - 8 Cyl	NF, NL	03/95	02/99	5.0L (Windsor)	OHV 16V (Petrol)	TPS069	-	TCS151	-	TBS060	-	
Fairlane - 8 Cyl	AU	02/99	12/02	5.0L (Windsor)	OHV 16V (Petrol)	TPS061 TPS069	-	TCS085	-	TBS060	TRS100 TRS120	
Fairlane - 8 Cyl	AU, TL50	12/01	12/02	5.6L (Windsor)	OHV 16V (Petrol)	TPS061 TPS069	-	-	-	TBS060	TRS120	
Fairlane - 8 Cyl	BA	06/03	03/05	5.4L (Barra 220)	SOHC 24V (Petrol)	TPS066	-	TCS129	-	TBS046	TRS100 TRS120	Check illustrations for correct application, TRS120 suits T5

Make and Model		Year		Engine		Part Number						Notes
		Start	Finish	Size & Model	Cam & Valves	Oil Pressure	Water Temp	Coolant Sensor	Fan Switch	Stop Light	Reverse Light	
Ford cont.												
Fairlane - 8 Cyl	BF	09/05	12/07	5.4L (Barra 230)	SOHC 24V (Petrol)	TPS066	-	TCS205	-	TBS081	TRS100 TRS120	Check illustrations for correct application, TRS120 suits T5
Falcon - 6 Cyl	XK - XW	01/60	03/72	144ci - 3.6L	OHV 12V (Petrol)	TPS029	TTS023	-	-	-	-	
Falcon - 6 Cyl	XA, XB, XC	03/72	02/79	3.3L	OHV 12V (Petrol)	TPS029	TTS037	-	-	-	-	
Falcon - 6 Cyl	XD, XE	03/79	09/84	3.3L	OHV 12V (Petrol)	TPS061	TTS023	-	-	-	-	Check illustrations for correct application
Falcon - 6 Cyl	XF (Carb.)	10/84	02/88	3.3L	OHV 12V (Petrol)	TPS061	TTS037	-	-	-	-	Check illustrations for correct application
Falcon - 6 Cyl	XY	11/70	03/72	4.1L	OHV 12V (Petrol)	TPS029	TTS023	-	-	-	-	
Falcon - 6 Cyl	XA, XB, XC	03/72	02/79	4.1L	OHV 12V (Petrol)	TPS029	TTS037	-	-	-	-	
Falcon - 6 Cyl	XD, XE (Carb, EFI)	03/79	09/84	4.1L	OHV 12V (Petrol)	TPS061	TTS023	-	-	-	-	Check illustrations for correct application
Falcon - 6 Cyl	XF (EFI)	10/84	02/88	4.1L	OHV 12V (Petrol)	TPS061	TTS037	TCS011	-	-	-	Check illustrations for correct application
Falcon - 6 Cyl	XF (Carb.)	10/84	12/90	4.1L	OHV 12V (Petrol)	TPS061	TTS037	TCS040	-	-	-	Check illustrations for correct application
Falcon - 6 Cyl	XF, Utility & Van (Carb.)	10/84	02/90	4.1L	OHV 12V (Petrol)	TPS061	TTS037	TCS040	-	-	-	Check illustrations for correct application
Falcon - 6 Cyl	XF, Utility & Van (Carb.)	02/90	12/90	4.1L	OHV 12V (Petrol)	TPS061	TTS032	TCS040	-	-	-	Check illustrations for correct application
Falcon - 6 Cyl	XF, Utility & Van (Carb.)	01/91	03/93	4.1L	OHV 12V (Petrol)	TPS061	TTS032	TCS011	-	-	-	Check illustrations for correct application
Falcon - 6 Cyl	XF, Utility & Van (EFI)	01/91	03/93	4.1L	OHV 12V (Petrol)	TPS061	TTS032	TCS011	-	-	-	Check illustrations for correct application
Falcon - 6 Cyl	EA	03/88	12/88	3.2L	SOHC 12V (Petrol)	TPS061	TTS037	TCS011	-	-	-	Check illustrations for correct application
Falcon - 6 Cyl	EA	03/88	09/89	3.9L	SOHC 12V (Petrol)	TPS061	TTS037	TCS011	-	-	-	Check illustrations for correct application
Falcon - 6 Cyl	EA, Series II	10/89	06/91	3.9L	SOHC 12V (Petrol)	TPS061	TTS032	TCS011	-	-	-	Check illustrations for correct application
Falcon - 6 Cyl	EB, 3.9i	07/91	04/92	3.9L	SOHC 12V (Petrol)	TPS061	TTS032 TTS071	TCS011	-	-	TRS120	Check illustrations for correct application
Falcon - 6 Cyl	EB, ED	07/91	08/94	4.0L	SOHC 12V (Petrol)	TPS061	TTS032	TCS011	-	-	-	Check illustrations for correct application
Falcon - 6 Cyl	EB (XR-6)	10/92	08/93	4.0L	SOHC 12V (Petrol)	TPS061	TTS071	TCS011 TCS151	-	-	TRS120	Check illustrations for correct application
Falcon - 6 Cyl	EF, EL	08/94	08/98	4.0L	SOHC 12V (Petrol)	TPS061 TPS069	TTS032	TCS011	-	TBS060 TBS069	TRS120	Check illustrations for correct application. TBS069 suits gauge
Falcon - 6 Cyl	XG, Ute, Van	03/93	03/96	4.0L	SOHC 12V (Petrol)	-	TTS032 TTS071	TCS011 TCS085	-	-	TRS120	Check illustrations for correct application
Falcon - 6 Cyl	XH, Ute, Van	03/96	06/99	4.0L	SOHC 12V (Petrol)	TPS061 TPS069	-	TCS011	-	TBS060	TRS120	TPS069 suits gauge
Falcon - 6 Cyl	AU	08/98	12/02	4.0L	SOHC 12V (Petrol)	TPS061 TPS069	-	TCS134	-	TBS060	TRS100 TRS120	Check illustrations for correct application. TRS120 suits T5. TPS069 suits gauge
Falcon - 6 Cyl	BA (incl. Turbo)	09/02	10/05	4.0L	DOHC VCT 24V	TPS066	-	TCS134	-	TBS046	TRS100 TRS120	Check illustrations for correct application, TRS120 suits T5
Falcon - 6 Cyl	BF (incl. Turbo & LPG)	02/06	04/08	4.0L	DOHC VCT 24V (Petrol, LPG)	TPS066	-	TCS134	-	TBS081	TRS100 TRS120	Check illustrations for correct application, TRS120 suits T5
Falcon - 6 Cyl	FG (incl. Turbo & LPG)	05/08	06/13	4.0L	DOHC 24V (Petrol, LPG)	TPS066	-	TCS134	-	TBS135	TRS100	Check illustrations for correct application
Falcon - 8 Cyl	XT, XW	03/68	11/70	5.0L (Windsor)	OHV 16V (Petrol)	TPS029	-	-	-	-	-	

Make and Model		Year		Engine		Part Number						Notes
		Start	Finish	Size & Model	Cam & Valves	Oil Pressure	Water Temp	Coolant Sensor	Fan Switch	Stop Light	Reverse Light	
Ford cont.												
Falcon - 8 Cyl	XR (Carb.)	11/70	12/67	4.8L (Windsor)	OHV 16V (Petrol)	TPS029	-	-	-	-	-	
Falcon - 8 Cyl	XR, XY, XA, XB, XC	11/70	02/79	4.9L (Cleveland)	OHV 16V (Petrol)	TPS029	-	-	-	-	-	
Falcon - 8 Cyl	XD (Carb.)	03/79	02/82	4.9L (Cleveland)	OHV 16V (Petrol)	TPS029	TTS010	-	-	-	-	
Falcon - 8 Cyl	XW, XY, XA, XB, XC	08/70	02/79	5.8L (Cleveland)	OHV 16V (Petrol)	TPS029	-	-	-	-	-	
Falcon - 8 Cyl	XD (Carb.)	03/79	02/82	5.8L (Cleveland)	OHV 16V (Petrol)	TPS029	TTS010	-	-	-	-	
Falcon - 8 Cyl	XE (Carb.)	03/82	10/83	4.9L (Cleveland)	OHV 16V (Petrol)	-	TTS010	-	-	-	-	
Falcon - 8 Cyl	XE (Carb.)	03/82	12/82	5.8L (Cleveland)	OHV 16V (Petrol)	-	TTS010	-	-	-	-	
Falcon - 8 Cyl	XH, Ute	10/97	05/99	5.0L (Windsor)	OHV 16V (Petrol)	TPS069	-	TCS085 TCS151	-	TBS060	TRS120	Check illustrations for correct application
Falcon - 8 Cyl	EB, ED	04/92	08/94	5.0L (Windsor)	OHV 16V (Petrol)	TPS061	-	TCS085	-	-	-	Check illustrations for correct application
Falcon - 8 Cyl	EF	08/94	09/96	5.0L (Windsor)	OHV 16V (Petrol)	TPS061 TPS069	-	TCS085 TCS151	-	TBS060	TRS120	Check illustrations for correct application
Falcon - 8 Cyl	EL	09/96	08/98	5.0L (Windsor)	OHV 16V (Petrol)	TPS061 TPS069	-	TCS085 TCS151	-	TBS060	TRS120	Check illustrations for correct application
Falcon - 8 Cyl	AU	08/98	12/02	5.0L, 5.6L (Windsor)	OHV 16V (Petrol)	TPS061 TPS069	-	TCS085	-	TBS060	TRS100 TRS120	Check illustrations for correct application, TRS120 suits T5
Falcon - 8 Cyl	BA, SOHC	09/02	10/05	5.4L (Barra 220)	SOHC 24V (Petrol)	TPS066	-	TCS205 TCS207	-	TBS046	TRS100 TRS120	Check illustrations for correct application
Falcon - 8 Cyl	BA, DOHC	01/03	10/04	5.4L (Boss 260)	DOHC 32V (Petrol)	TPS066	-	TCS085 TCS129	-	TBS046	TRS100	Check illustrations for correct application
Falcon - 8 Cyl	BA, DOHC	01/03	10/05	5.4L (Boss 290)	DOHC 32V (Petrol)	TPS066 TPS137	-	TCS085 TCS129	-	TBS046	TRS100	Check illustrations for correct application
Falcon - 8 Cyl	BA, DOHC	10/04	10/05	5.4L (Boss 260)	DOHC 32V (Petrol)	TPS137	-	TCS085 TCS129	-	TBS046	TRS100	Check illustrations for correct application
Falcon - 8 Cyl	BF, SOHC	10/05	04/08	5.4L (Barra)	SOHC 24V (Petrol)	TPS066	-	TCS205	-	TBS081	TRS100 TRS120	Check illustrations for correct application, TRS120 suits T5
Falcon - 8 Cyl	BF, DOHC	10/05	04/08	5.4L (Boss)	DOHC 32V (Petrol)	TPS066	-	TCS085 TCS129	-	TBS081	TRS100 TRS120	Check illustrations for correct application, TRS120 suits T5
Falcon - 8 Cyl	FG, XR8 DOHC	05/08	09/11	5.4L (Boss 290)	DOHC 32V (Petrol)	TPS066 TPS137	-	TCS085	-	TBS135	TRS100	Check illustrations for correct application
Falcon - 4 Cyl	EcoBoost	03/12	06/13	2.0L (B4204T)	DOHC 16V (Petrol)	TPS075	-	TCS112 TCS185	-	TBS135	-	TCS185 located in Cylinder Head
Festiva	WA	10/91	02/93	1.3L (B3)	SOHC 8V (Petrol)	TPS006	TTS003	-	TFS136	TBS009	-	
Festiva	WA	02/93	03/94	1.3L (B3)	SOHC 8V (Petrol)	TPS006	TTS003	-	TFS204	TBS009	-	
Festiva	WB	04/94	12/96	1.3L (B3)	SOHC 8V (Petrol)	TPS008	TTS001	TCS032	-	TBS014	TRS074	Check illustrations for correct application
Festiva	WB II	01/97	12/97	1.3L (B3)	SOHC 8V (Petrol)	-	TTS001	TCS032 TCS124	-	TBS014	-	Check illustrations for correct application
Festiva	WB II	02/97	12/97	1.5L (B5)	SOHC 16V (Petrol)	-	-	TCS124	-	TBS014	TRS037 TRS102	Check illustrations for correct application
Festiva	WB III	01/98	12/02	1.3L (B3)	SOHC 8V (Petrol)	TPS007	TTS001	TCS032 TCS117	-	TBS014	TRS074	Check illustrations for correct application
Festiva	WB III	01/98	12/02	1.5L (B5)	SOHC 8V (Petrol)	TPS007	-	TCS124	-	TBS014	TRS037 TRS102	Check illustrations for correct application

Make and Model		Year		Engine		Part Number						Notes
		Start	Finish	Size & Model	Cam & Valves	Oil Pressure	Water Temp	Coolant Sensor	Fan Switch	Stop Light	Reverse Light	
Ford cont.												
Fiesta	WP	02/04	01/06	1.6L (FYJA, B)	DOHC 16V (Petrol)	TPS012	-	TCS085	-	TBS046 TBS081	TRS047	Check illustrations for correct application
Fiesta	WQ	01/06	04/06	1.6L (FYJ)	DOHC 16V (Petrol)	TPS012	-	TCS112	-	TBS081	TRS047	
Fiesta	WQ	04/06	12/08	1.6L (FYJ)	DOHC 16V (Petrol)	TPS012	-	TCS112	-	TBS081	TRS062	
Fiesta	WQ	06/07	12/08	2.0L (N4J)	DOHC 16V (Petrol)	TPS075	-	TCS124	-	-	TRS047 TRS062	Check illustrations for correct application
Fiesta	WS	01/09	09/10	1.4L, 1.6L (HXJ, SPJ)	DOHC 16V (Petrol)	TPS075	-	TCS112	-	TBS081	TRS062	
Fiesta	WS	01/09	09/10	1.6L (HHJ)	DOHC 16V (Diesel)	TPS050	-	TCS148	-	TBS081	TRS062	
Fiesta	WT	10/10	06/13	1.6L (HHJ)	DOHC 16V (Diesel)	TPS050	-	TCS148	-	TBS081	TRS062	
Fiesta	WT	10/10	06/13	1.6L (HXJ, TSJ)	DOHC 16V (Petrol)	TPS075	-	TCS112	-	TBS081	TRS062	
Focus	LR	01/00	04/05	1.6L	DOHC 16V (Petrol)	-	-	-	TFS222	-	-	
Focus	LR	09/02	04/05	1.8L (2U)	DOHC 16V (Petrol)	TPS057	-	TCS121	TFS222	TBS046 TBS074	TRS047 TRS099	Check illustrations for correct application
Focus	LR	01/00	04/05	2.0L	DOHC 16V (Petrol)	TPS057	-	TCS112 TCS121	TFS222	TBS046	TRS047 TRS099	Check illustrations for correct application
Focus	LS	05/05	05/08	2.0L	DOHC 16V (Petrol)	TPS075	-	TCS124	-	TBS081	TRS063 TRS099	Check illustrations for correct application
Focus	LS (XR5 Turbo)	04/06	06/07	2.5L (B5254T)	DOHC VVT 20V (Petrol)	TPS034	-	TCS150	-	TBS081	TRS094	
Focus	LT	07/07	03/09	2.0L	DOHC 16V (Petrol)	TPS075	-	TCS124 TCS184	-	TBS081	TRS061 TRS063 TRS099	Check illustrations for correct application
Focus	LT (TDCi)	01/07	03/09	2.0L (D4204T)	DOHC 16V (Diesel)	TPS050	-	TCS148	-	TBS081	TRS063 TRS099	TRS063 (MMT6), TRS099 (MTX75)
Focus	LT (XR5 Turbo)	07/07	05/08	2.5L (B5254T)	DOHC VVT 20V (Petrol)	TPS034	-	TCS150	-	TBS081	TRS094	
Focus	LV (TDCi)	04/09	06/11	2.0L (D4204T)	DOHC 16V (Diesel)	TPS050	-	TCS148	-	TBS081	TRS062	
Focus	LV	04/09	06/11	2.0L (HE Duratec)	DOHC 16V (Petrol)	TPS075	-	TCS124	-	TBS081	TRS110	
Focus	LV (XR5 Turbo)	06/08	06/11	2.5L (B5254T)	DOHC VVT 20V (Petrol)	TPS034	-	TCS150	-	TBS081	TRS094	
Focus	LW	07/11	06/13	1.6L (Duratec)	DOHC 16V (Petrol)	TPS075	-	TCS112	-	TBS115	TRS062	
Focus	LW	07/11	06/13	2.0L (Duratec)	DOHC 16V (Petrol)	TPS075	-	-	-	TBS115	TRS062	
Focus	LW (Turbo Diesel)	07/11	06/13	2.0L (2.0 Duratorq)	DOHC 16V (Diesel)	TPS050	-	TCS148	-	TBS115	TRS061 TRS063	Check illustrations for correct application
Focus	RS (2.5T)	10/10	06/13	2.5L (B5254T)	DOHC 20V (Petrol)	TPS034	-	TCS150	-	TBS081	-	
KA		11/99	03/04	1.3L (J4KD, XJ)	OHV 8V (Petrol)	TPS012	TTS070	-	-	TBS047	TRS047	
Kuga	TE	02/12	06/13	2.5L (Duratec)	DOHC 20V (Petrol)	TPS034	-	TCS150	-	TBS081	-	
Laser	KA, KB SOHC (Carb.)	03/81	09/85	1.3L (E3)	SOHC 8V (Petrol)	TPS013	TTS015	-	TFS115	TBS009	TRS011	
Laser	KA, KB SOHC Carb. (incl. Turbo)	01/81	12/85	1.5L (E5)	SOHC 8V (Petrol)	TPS013	TTS015	-	TFS115	TBS009	TRS011	

Make and Model		Year		Engine		Part Number						Notes
		Start	Finish	Size & Model	Cam & Valves	Oil Pressure	Water Temp	Coolant Sensor	Fan Switch	Stop Light	Reverse Light	
Ford cont.												
Laser	KC, KE SOHC (Carb.)	10/85	02/90	1.3L (B3, E3)	SOHC 8V (Petrol)	TPS013	TTS015	-	TFS136 TFS231	TBS009	TRS012	Check illustrations for correct application
Laser	KC, SOHC (Carb.)	10/85	09/87	1.6L (B6)	SOHC 8V (Petrol)	TPS006	TTS015	-	TFS136 TFS230 TFS240	TBS009	TRS011	Check illustrations for correct application
Laser	KC, SOHC (EFI)	10/85	12/95	1.6L (B6)	SOHC 8V (Petrol)	TPS013	TTS015	TCS024	TFS136 TFS229	TBS009	TRS012	Check illustrations for correct application
Laser	KC, SOHC (EFI)	12/95	09/87	1.6L (B6)	SOHC 8V (Petrol)	TPS013	TTS015	TCS024	TFS136 TFS229	TBS009	TRS011	Check illustrations for correct application
Laser	KE, SOHC (Carb.)	10/87	02/90	1.6L (B6)	SOHC 8V (Petrol)	TPS006	TTS003 TTS015	-	TFS136 TFS230 TFS240	TBS009	TRS011	Check illustrations for correct application
Laser	KE, SOHC (EFI)	10/87	04/90	1.6L (B6)	SOHC 8V (Petrol)	TPS006	TTS003 TTS015	TCS024	TFS136 TFS181 TFS229	TBS009	TRS011	Check illustrations for correct application
Laser	KE, DOHC (EFI) Turbo (incl. TX3)	10/87	04/90	1.6L (B6T)	DOHC 16V (Petrol)	TPS013	TTS003 TTS015	TCS024	TFS136 TFS229	TBS009	TRS042	Check illustrations for correct application
Laser	KF, KH SOHC (Carb.)	03/90	10/94	1.6L (B6)	SOHC 16V (Petrol)	TPS007	TTS001	-	TFS114	TBS009	TRS037	
Laser	KF (EFI)	03/90	09/91	1.8L (BP, BPE)	SOHC, DOHC 16V (Petrol)	TPS007	TTS001	TCS024	TFS113 TFS114 TFS193	TBS009	TRS012 TRS037	Check illustrations for correct application
Laser	KF, DOHC (EFI Turbo)	03/90	09/91	1.8L (BPD)	DOHC 16V (Petrol)	TPS007 TPS008	TTS001	TCS024	-	TBS009	TRS037 TRS052	Check illustrations for correct application
Laser	KH, DOHC (EFI)	10/91	10/94	1.8L (BPE)	DOHC 16V (Petrol)	TPS007	TTS001	TCS024	TFS114	TBS009	TRS012 TRS037	Check illustrations for correct application
Laser	KH, DOHC (EFI Turbo)	10/91	09/92	1.8L (BPD)	DOHC 16V (Petrol)	TPS008	TTS001	TCS024	TFS113 TFS193	TBS009	TRS037 TRS052	Check illustrations for correct application
Laser	KH, SOHC (EFI)	01/92	12/94	1.8L (BP)	SOHC 16V (Petrol)	TPS007	TTS001	TCS024	TFS114 TFS193	TBS009	TRS037	Check illustrations for correct application
Laser	KH, DOHC (EFI Turbo)	10/92	07/93	1.8L (BPD)	DOHC 16V (Petrol)	TPS006	TTS001	TCS024	TFS113 TFS193	TBS009	TRS037 TRS052	Check illustrations for correct application
Laser	KJ, DOHC (EFI)	10/94	12/96	1.6L (B6 Duratech 105PS)	DOHC 16V (Petrol)	TPS007	TTS001	TCS032	-	TBS057	TRS037	
Laser	KJ, DOHC Series II & III	12/96	11/98	1.6L (B6 Duratech)	DOHC 16V (Petrol)	TPS008	-	TCS125	-	TBS009	TRS012 TRS037	Check illustrations for correct application
Laser	KJ, DOHC (EFI)	10/94	12/96	1.8L (BP)	DOHC 16V (Petrol)	TPS007	TTS001	TCS032	-	TBS057	TRS037	
Laser	KJ, DOHC Series II & III	12/96	11/98	1.8L (BP, BPE)	DOHC 16V (Petrol)	TPS008	-	TCS125	-	TBS009	TRS012 TRS037	Check illustrations for correct application
Laser	KN, DOHC	11/98	07/99	1.6L (ZM Duratech 105PS)	DOHC 16V (Petrol)	TPS008	-	TCS125	-	TBS009	TRS059	
Laser	KN, DOHC	07/99	03/01	1.6L (ZM Duratech 105PS)	DOHC 16V (Petrol)	TPS008	-	TCS032	-	TBS009	TRS059	
Laser	KN, DOHC	11/98	07/99	1.8L (FP)	DOHC 16V (Petrol)	TPS008	-	TCS125	-	TBS009	TRS059	

Make and Model		Year		Engine		Part Number						Notes
		Start	Finish	Size & Model	Cam & Valves	Oil Pressure	Water Temp	Coolant Sensor	Fan Switch	Stop Light	Reverse Light	
Ford cont.												
Laser	KN, OHC	07/99	09/02	1.8L (FP)	DOHC 16V (Petrol)	TPS008	-	TCS032	-	TBS009	TRS059	
Laser	KQ, DOHC	04/01	09/02	1.6L (ZM)	DOHC 16V (Petrol)	TPS008	-	TCS032	-	TBS009	TRS059	
Laser	KQ DOHC	07/99	09/02	1.8L (FP)	DOHC 16V (Petrol)	TPS008	-	TCS032	-	TBS009	TRS059	
Laser	KQ, DOHC	04/01	09/02	2.0L (FSD)	DOHC 16V (Petrol)	TPS008	-	TCS032	-	TBS009	TRS059	
LTD	FC, FD, (Carb.)	10/79	09/84	4.1L	OHV (Petrol)	TPS061	TTS010	-	-	-	-	
LTD	FD (EFI)	03/83	09/84	4.1L	OHV (Petrol)	TPS061	TTS023	-	-	-	-	
LTD	FE	10/84	05/88	4.1L	OHV (Petrol)	TPS061	TTS037	TCS040	-	-	-	Check illustrations for correct application
LTD		01/73	06/79	5.8L (Cleveland)	OHV (Petrol)	TPS029	-	-	-	-	-	
LTD	FC, FD	06/79	03/83	4.9L, 5.8L (Cleveland)	OHV (Petrol)	-	TTS010	-	-	-	-	
LTD	DA	06/88	06/91	3.9L	SOHC 12V (Petrol)	-	-	TCS011	-	-	-	
LTD	DC	07/91	04/92	3.9L	SOHC 12V (Petrol)	-	TTS032	TCS011	-	-	-	
LTD	DC II, DF, DL	05/92	06/99	4.0L	SOHC 12V (Petrol)	TPS061 TPS069	TTS032	TCS011	-	TBS060	-	TPS069 suits gauge
LTD	AU	06/99	06/03	4.0L	SOHC 12V (Petrol)	TPS061 TPS069	-	TCS134	-	TBS060	TRS100 TRS120	Check illustrations for correct application. TPS069 suits gauge
LTD	DC	07/91	03/95	5.0L (Windsor)	OHV 16V (Petrol)	-	-	TCS011	-	-	-	
LTD	DF, DL	03/95	06/99	5.0L (Windsor)	OHV 16V (Petrol)	TPS061 TPS069	-	TCS085 , TCS151	-	TBS060	-	Check illustrations for correct application
LTD	AU	06/99	06/03	5.0L (Windsor)	OHV 16V (Petrol)	TPS061 TPS069	-	TCS085	-	TBS060	TRS120	TPS069 suits gauge
LTD	BA	07/03	03/05	5.4L (Barra 220)	SOHC 24V (Petrol)	TPS066	-	TCS205	-	TBS046	TRS100 TRS120	Check illustrations for correct application
LTD	BF	09/05	04/08	5.4L (Barra 230)	SOHC 24V (Petrol)	TPS066	-	TCS205	-	TBS081	TRS100	
Maverick	Petrol	02/88	09/93	4.2L (TB42S)	OHV (Petrol)	TPS017	TTS036	TCS127	TFS188	TBS007	TRS039	
Maverick	Diesel	02/88	09/93	4.2L (TD42)	OHV (Diesel)	TPS017	-	-	TFS188	-	-	
Meteor	GA, GB (Carb.)	04/82	09/85	1.5L (E5)	SOHC 8V (Petrol)	TPS013	TTS015	-	TFS115	TBS009	TRS011	
Meteor	GC (Carb.)	10/85	09/87	1.6L (B6)	SOHC 8V (Petrol)	TPS006	TTS015	-	TFS136 TFS230	TBS009	TRS011	TFS136 Located in cyl head.
Meteor	GC (EFI)	10/85	12/85	1.6L (B6)	SOHC 8V (Petrol)	TPS013	TTS015	TCS024	TFS115 TFS136 TFS229	TBS009	TRS012	Check illustrations for correct application
Meteor	GC (EFI)	12/85	09/87	1.6L (B6)	SOHC 8V (Petrol)	TPS013	TTS015	TCS024	TFS115 TFS136 TFS229	TBS009	TRS011	Check illustrations for correct application
Mondeo	HA, HB	07/95	10/96	2.0L (SD, ZH20)	DOHC 16V (Petrol)	TPS012	-	TCS011 TCS085 TCS121	-	TBS046	-	Check illustrations for correct application
Mondeo	HA	01/96	01/99	2.5L (ZT25)	DOHC 24V (Petrol)	TPS057	-	TCS085	-	TBS046	-	
Mondeo	HC, HD	10/96	06/98	2.0L (SD, ZH20)	DOHC 16V (Petrol)	TPS012	-	TCS085	-	TBS046	TRS099	Check illustrations for correct application
Mondeo	HC, HD, HE	06/98	10/99	2.0L (SD, ZH20)	DOHC 16V (Petrol)	TPS057	-	TCS124	-	TBS046	TRS099	Check illustrations for correct application
Mondeo	HD, HE	11/99	12/00	2.0L (SD, ZH20)	DOHC 16V (Petrol)	TPS057	-	TCS112	-	TBS046	TRS099	Check illustrations for correct application

Make and Model		Year		Engine		Part Number						Notes
		Start	Finish	Size & Model	Cam & Valves	Oil Pressure	Water Temp	Coolant Sensor	Fan Switch	Stop Light	Reverse Light	
Ford cont.												
Mondeo	HE, ST24	02/00	12/00	2.5L (KL)	DOHC 24V (Petrol)	TPS057	-	TCS085	-	TBS046	TRS099	Check illustrations for correct application
Mondeo	MA, MB, MC (TDCi)	10/07	06/13	2.0L (Duratorq)	DOHC 16V (Diesel)	TPS050	-	TCS148	-	TBS081 TBS119	TRS094	Check illustrations for correct application
Mondeo	MC	07/11	06/13	2.0L	DOHC 16V (Petrol)	TPS075	-	TCS112	-	TBS081	TRS094	
Mondeo	MA, MB, MC	10/07	06/13	2.3L (Duratec)	DOHC 16V (Petrol)	TPS075	-	TCS112 TCS124	-	TBS081	TRS094	Check illustrations for correct application
Mondeo	MA, MB (XR5 Turbo)	10/07	06/13	2.5L (B5254T)	DOHC 20V (Petrol)	-	-	TCS150	-	TBS081	TRS094	
Mustang		02/01	03/03	4.6L	DOHC 32V (Petrol)	-	-	TCS085	-	TBS060	-	
Mustang		01/05	06/07	4.6L	SOHC 24V (Petrol)	-	-	TCS085	-	TBS060	-	
Probe	ST	07/94	03/96	2.5L (KL)	DOHC 24V (Petrol)	TPS007	TTS001	TCS032	-	TBS058	-	Check illustrations for correct application
Probe	SU, SV	03/96	01/98	2.5L (KL)	DOHC 24V (Petrol)	TPS008	TTS001	TCS032	-	TBS058	-	
Raider	UV	08/91	07/97	2.6L (G6)	SOHC 12V (Petrol)	TPS007	TTS017	TCS045	-	TBS010	-	
Ranger	PJ, PK	01/07	08/11	2.5L, 3.0L (WEAT, WLAT)	DOHC 16V (Diesel)	TPS008	-	TCS125	-	TBS009	-	
Ranger	PX (Turbo Diesel)	09/11	06/13	2.2L, 3.2L (P4AT, P5AT)	DOHC (Diesel)	TPS133	-	-	-	TBS081	-	
Ranger	PX	09/11	06/13	2.5L (DPAT)	DOHC 16V (Petrol)	TPS134	-	TCS124	-	TBS081	-	
Spectron	Carb.	05/84	12/86	1.8L (F8)	SOHC 8V (Petrol)	TPS012	TTS017	-	-	TBS010	-	
Spectron	Carb.	12/86	04/90	2.0L (FE)	SOHC 8V (Petrol)	TPS012	TTS015	-	-	TBS010	-	
Taurus	DN	03/96	12/96	3.0L (TA)	DOHC 24V (Petrol)	TPS012	TTS010	TCS085	-	-	-	
Taurus	DP	01/97	09/98	3.0L (TA)	DOHC 24V (Petrol)	-	-	TCS085	-	-	-	
Telstar	AR	05/83	08/85	2.0L (FE)	SOHC 8V (Petrol)	TPS013	TTS015	-	TFS115 TFS231	TBS009	TRS011	TFS231 Cyl head
Telstar	AS (Carb.)	09/85	01/86	2.0L (FE)	SOHC 8V (Petrol)	TPS013	TTS015	-	TFS115 TFS230 TFS231	TBS009	TRS011	TFS230 Radiator, TFS115 thermostat housing, TFS231 Cyl head
Telstar	AS (Carb.)	01/86	11/87	2.0L (FE)	SOHC 8V (Petrol)	TPS013	TTS015	-	TFS115 TFS230 TFS231	TBS009	TRS050	TFS230 Radiator, TFS115 thermostat housing, TFS231 Cyl head
Telstar	AS (TX5 Turbo)	01/86	09/87	2.0L (FET)	SOHC 8V (Petrol)	TPS013	TTS015	TCS024	TFS115 TFS136 TFS230	TBS009	TRS050	TFS230 Radiator, TFS136 thermostat housing
Telstar	AT (Carb.)	10/87	10/98	2.0L (FE)	SOHC 8V (Petrol)	TPS013	TTS015	-	TFS136 TFS230	TBS009	TRS011	TFS230 Radiator, TFS136 thermostat housing
Telstar	AT (Carb.)	10/98	10/89	2.0L (FE)	SOHC 8V (Petrol)	TPS013	TTS003	-	TFS136 TFS230	TBS009	TRS011	TFS230 Radiator, TFS136 thermostat housing
Telstar	AT (EFI, incl. Turbo)	10/87	10/88	2.2L (F2)	SOHC 12V (Petrol)	TPS013	TTS015	TCS024	TFS115 TFS137 TFS181 TFS229	TBS009	TRS011	Check illustrations for correct application

Make and Model		Year		Engine		Part Number						Notes
		Start	Finish	Size & Model	Cam & Valves	Oil Pressure	Water Temp	Coolant Sensor	Fan Switch	Stop Light	Reverse Light	
Ford cont.												
Telstar	AT (EFI, incl. Turbo)	10/88	12/89	2.2L (F2)	SOHC 12V (Petrol)	TPS013	TTS003	TCS024	TFS115 TFS137 TFS181 TFS229	TBS009	TRS011	Check illustrations for correct application
Telstar	AV (EFI, incl. Turbo)	12/89	01/92	2.2L (F2)	SOHC 12V (Petrol)	TPS007	TTS001	TCS024	TFS113 TFS115 TFS137 TFS181 TFS229	-	TRS011	Check illustrations for correct application
Telstar		01/91	01/97	2.0L (KF)	DOHC 24V (Petrol)	TPS008	TTS001	TCS032 TCS132	-	TBS009	-	Check illustrations for correct application
Telstar	AX	01/92	08/94	2.0L (FS)	DOHC 16V (Petrol)	TPS007	TTS001 TTS015	TCS032 TCS132	-	TBS009	-	Check illustrations for correct application
Telstar	AX	01/92	06/93	2.5L (KL)	DOHC 24V (Petrol)	TPS007	TTS001 TTS004	TCS132	-	TBS009	TRS011	Check illustrations for correct application
Telstar	AX	06/93	08/94	2.5L (KL)	DOHC 24V (Petrol)	TPS007	TTS001 TTS004	TCS032	-	TBS009	TRS011	Check illustrations for correct application
Telstar	AY	08/94	11/96	2.0L (FS)	DOHC 16V (Petrol)	TPS007	TTS001 TTS015	TCS032	-	TBS009	-	Check illustrations for correct application
Telstar	AY	08/94	11/96	2.5L (KL)	DOHC 24V (Petrol)	TPS008	TTS001 TTS004	TCS032	-	TBS009	TRS011	Check illustrations for correct application
Territory	SX	04/04	10/05	4.0L (Barra 182)	DOHC VCT 24V (Petrol)	TPS066	-	TCS134	-	TBS046	-	
Territory	SY (incl. Turbo)	10/05	05/08	4.0L (Barra 190, Barra 245T)	DOHC VCT 24V (Petrol)	TPS066	-	TCS134	-	TBS081	-	
Territory	SY (incl. Turbo)	05/08	04/11	4.0L (Barra 190, Barra 245T)	DOHC VCT 24V (Petrol)	TPS066	-	TCS134	-	TBS135	-	
Territory	SZ	05/11	06/13	4.0L (Barra)	DOHC 24V (Petrol)	TPS066	-	TCS197	-	TBS135	-	
Territory	SZ (Turbo Diesel)	05/11	06/13	2.7L (276DT)	DOHC 24V (Diesel)	TPS144	-	-	-	TBS135	-	
Trader	0409	01/79	12/81	2.0L (VA/GE)	Petrol	TPS013	TTS002	-	-	TBS008	-	
Trader	0409, 0509	01/79	12/84	3.0L (HA)	OHV 8V (Diesel)	TPS013	TTS002	-	-	TBS008	-	
Trader	0711, 0811 (Diesel)	01/81	09/95	4.1L (ZB)	OHV 12V (Diesel)	TPS013	TTS002	-	-	TBS009	-	
Trader	0409, 0509 (Diesel)	05/84	12/99	3.5L (SL, SL-T)	OHV 8V (Diesel)	TPS006 TPS013	TTS001 TTS015	-	-	TBS009	-	
Trader	0812 (Diesel)	12/87	03/92	3.5L (SL, SL-T)	OHV 8V (Diesel)	TPS013	TTS001 TTS015	-	-	TBS009	-	
Trader	0811 (Diesel)	10/89	12/98	4.0L (TF)	OHV 8V (Diesel)	TPS006 TPS013	TTS001	-	-	TBS009	-	Check illustrations for correct application
Trader	0409, 0509 (Diesel)	10/95	04/99	4.0L (TF)	OHV 8V (Diesel)	TPS006	TTS001	-	-	TBS009	-	Check illustrations for correct application
Trader	0811	10/95	04/99	4.6L (TM)	OHV 8V (Diesel)	TPS006	TTS001	-	-	TBS009	-	Check illustrations for correct application
Transit		01/73	12/81	4.1L	Petrol	TPS029	TTS037	-	-	-	-	
Transit	VF	01/96	01/97	2.0L (NSJ)	DOHC 16V (Petrol)	TPS012	-	TCS011 TCS085 TCS121	-	TBS026	TRS056	Check illustrations for correct application

Make and Model		Year		Engine		Part Number						Notes
		Start	Finish	Size & Model	Cam & Valves	Oil Pressure	Water Temp	Coolant Sensor	Fan Switch	Stop Light	Reverse Light	
Ford cont.												
Transit	VF, VG	01/96	12/00	2.0L (NSJ)	DOHC 16V (Petrol)	TPS012	-	TCS011 TCS085 TCS138	-	TBS026	TRS038	Check illustrations for correct application
Transit	VM	01/06	06/13	2.2L (Duratorq)	DOHC 16V (Diesel)	TPS057	-	TCS178	-	TBS081	TRS063 TRS069	Check illustrations for correct application
Transit	VH, VJ	01/01	10/06	2.3L (YE)	DOHC 16V (Petrol)	TPS012	-	TCS085 TCS138	-	TBS026	TRS069 TRS070	Check illustrations for correct application
Transit	VM	10/06	02/08	2.3L (Duratec 145)	DOHC 16V (Petrol)	TPS075	-	TCS124	-	TBS081	TRS069	
Transit	VH, VJ (Turbo Diesel)	01/01	09/02	2.4L (1J)	DOHC 16V (Diesel)	TPS090	-	-	-	TBS026	TRS069 TRS070	Check illustrations for correct application
Transit	VJ (Turbo Diesel)	09/02	10/06	2.4L (1J)	DOHC 16V (Diesel)	TPS057	-	-	-	TBS026	TRS069 TRS070	Check illustrations for correct application
Transit	VM (Turbo Diesel)	01/06	02/12	2.4L	DOHC 16V (Diesel)	TPS057	-	-	-	TBS081	TRS069	
Transit	VJ (Turbo Diesel)	04/04	10/06	2.4L (DOFA)	DOHC 16V (Diesel)	TPS090	-	-	-	TBS026	TRS069 TRS070	Check illustrations for correct application
Transit	VJ (Turbo Diesel)	04/04	10/06	2.4L (H9FA)	DOHC 16V (Diesel)	TPS090	-	-	-	TBS026	TRS069 TRS070	Check illustrations for correct application
Transit	VE (Diesel)	06/94	05/96	2.5L (4DA)	SOHC 8V (Diesel)	TPS027	TTS044	TCS011	-	TBS026	TRS038	
Transit	VF (Turbo Diesel)	01/96	12/96	2.5L (4DA 4EB)	SOHC (Diesel)	TPS027	-	TCS011 TCS137	-	TBS026	TRS038	
Transit	VG (Turbo Diesel)	01/97	09/97	2.5L (4EC, 4GB)	OHV 8V (Diesel)	TPS027	-	TCS011 TCS137	-	TBS026	TRS038	
Transit	VG (Turbo Diesel)	10/97	11/00	2.5L (4EC, 4GB)	OHV 8V (Diesel)	TPS027	-	TCS085 TCS137 TCS174	-	TBS026	TRS038	Check illustrations for correct application
Ford FPV												
Falcon	BA (F6)	10/04	10/05	4.0L (Barra 270T)	DOHC VCT 24V (Petrol)	TPS136	-	TCS134	-	TBS046	TRS100 TRS120	Check illustrations for correct application, TRS120 suits T5
Falcon	BA, GT(P)	02/03	10/04	5.4L (Boss 290)	DOHC 32V (Petrol)	TPS066	-	TCS085 TCS197	-	TBS046	TRS100 TRS120	Check illustrations for correct application
Falcon	BA, GT(P)	09/04	10/05	5.4L (Boss 290)	DOHC 32V (Petrol)	TPS136	-	TCS134	-	TBS046	TRS100 TRS120	Check illustrations for correct application
Falcon	BF (F6)	10/05	05/08	4.0L (Barra 270T)	DOHC VCT 24V (Petrol)	TPS136	-	TCS134	-	TBS081	TRS100 TRS120	Check illustrations for correct application, TRS120 suits T5
Falcon	BF, GT(P), Cobra, Force 8, Pursuit	10/05	05/08	5.4L (Boss)	DOHC 32V (Petrol)	TPS066 TPS137	-	TCS085 TCS197	-	TBS081	TRS100 TRS120	Check illustrations for correct application, TRS120 suits T5
Falcon	Pursuit	04/05	09/05	5.4L (Boss 290)	DOHC 32V (Petrol)	TPS066 TPS137	-	TCS085 TCS197	-	TBS046	TRS100 TRS120	Check illustrations for correct application
Falcon	FG, F6	06/08	06/13	4.0L (Barra 310T)	DOHC VCT 24V (Petrol)	TPS066	-	TCS134 TCS197	-	TBS135	TRS100	Check illustrations for correct application
Falcon	FG, GS, GT (P, E)	10/10	06/13	5.0L (Boss)	DOHC 32V (Petrol)	TPS066	-	TCS208	-	TBS135	-	
Falcon	FG, GS, GT (P, E), Pursuit	06/08	10/10	5.4L (Boss)	DOHC 32V (Petrol)	TPS066 TPS137	-	TCS085 TCS197	-	TBS135	TRS100	TCS197 cyl head. TPS137 suits gauge package

Make and Model		Year		Engine		Part Number						Notes
		Start	Finish	Size & Model	Cam & Valves	Oil Pressure	Water Temp	Coolant Sensor	Fan Switch	Stop Light	Reverse Light	
Ford FPV cont.												
Territory	SY, F6X	02/08	03/09	4.0L (Barra 270T)	DOHC VCT 24V (Petrol)	TPS066	-	TCS134	-	TBS135	TRS100	
Holden												
Apollo	JK (Carb.)	08/89	06/91	2.0L (3S-FC)	DOHC 16V (Petrol)	TPS008	TTS001	-	TFS120	TBS014	TRS007	
Apollo	JK, JL	05/91	02/93	2.0L (3S-FE)	DOHC 16V (Petrol)	TPS008	TTS001	TCS032	TFS120	TBS014	TRS007	
Apollo	JM	03/93	08/95	2.2L (5S-FE)	DOHC 16V (Petrol)	TPS011	TTS007	TCS032	TFS120	TBS005	TRS007	
Apollo	JP	09/95	05/97	2.2L (5S-FE)	DOHC 16V (Petrol)	TPS011	TTS007	TCS032	TFS119	TBS005 TBS018	TRS007	TBS018 suits models with cruise control
Apollo	JM, JP	03/93	05/97	3.0L (3VZ-FE)	DOHC 24V (Petrol)	TPS011	TTS001	TCS032	TFS119	TBS005 TBS018	-	TBS018 suits models with cruise control
Astra	LB (Carb.)	08/84	03/86	1.5L (E15)	SOHC 8V (Petrol)	TPS014	-	-	TFS121	TBS007	-	Check illustrations for correct application
Astra	LC (Carb.)	04/86	07/87	1.6L (E16)	SOHC 8V (Petrol)	TPS014	-	-	TFS121	TBS007	-	
Astra	LD	07/87	07/89	1.6L (16LF)	SOHC 8V (Petrol)	TPS070	TTS052	TCS040	-	TBS007	TRS020	
Astra	LD	07/87	07/89	1.8L (18LE)	SOHC 8V (Petrol)	TPS070	TTS052	TCS040	-	TBS007	TRS020	
Astra	TR	01/94	01/99	1.4L (C14NZ)	SOHC 8V (Petrol)	-	-	-	-	TBS027	-	
Astra	TR	09/96	09/98	1.6L (C16SE)	SOHC 8V (Petrol)	TPS038	TTS052	TCS040	TFS164 TFS165 TFS223	TBS027	TRS026	Check illustrations for correct application
Astra	TR	09/96	09/98	1.8L (C18SEL)	DOHC 16V (Petrol)	TPS038	TTS052	TCS094	TFS162 TFS186 TFS221 TFS224	TBS027	TRS026	Check illustrations for correct application
Astra	TR	09/96	09/98	2.0L (X20XE1)	DOHC 16V (Petrol)	TPS038	TTS052	TCS094	TFS162 TFS163 TFS221 TFS224	TBS027	TRS026	Check illustrations for correct application
Astra	TS	09/98	12/00	1.8L (X18XE1)	DOHC 16V (Petrol)	TPS038	-	TCS106	-	TBS027 TBS052 TBS053	TRS026	Check illustrations for correct application
Astra	TS (Series II)	01/01	06/04	1.8L (Z18XE)	DOHC 16V (Petrol)	TPS038	-	TCS106	-	TBS027 TBS052 TBS053	TRS026	Check illustrations for correct application
Astra	TS (Series II) Sri Turbo	05/03	06/04	2.0L (Z20LET)	DOHC 16V (Petrol)	TPS106	-	TCS102	-	TBS027 TBS052 TBS053	TRS026	Check illustrations for correct application
Astra	TS (Series II)	10/01	01/07	2.2L (Z22SE)	DOHC 16V (Petrol)	TPS106	-	TCS090	-	TBS053	TRS026	
Astra	AH	09/04	03/07	1.8L (Z18XE)	DOHC 16V (Petrol)	TPS038	-	TCS106	-	TBS082	TRS090	
Astra	AH (MY07.5)	04/07	03/10	1.8L (Z18XER)	DOHC 16V (Petrol)	TPS074	-	TCS153 TCS173	-	TBS082	TRS090	Check illustrations for correct application
Astra	AH (CDTi)	06/06	03/10	1.9L (Z19DT, Z19DTH)	SOHC, DOHC (Diesel)	TPS043	-	TCS154	-	TBS082	TRS090	
Astra	AH, Sri Turbo, VRX	06/06	03/10	2.0L (Z20LEH, Z20LER)	DOHC 16V (Petrol)	TPS038	-	TCS102	-	TBS082	TRS090	

Make and Model		Year		Engine		Part Number						Notes
		Start	Finish	Size & Model	Cam & Valves	Oil Pressure	Water Temp	Coolant Sensor	Fan Switch	Stop Light	Reverse Light	
Holden cont.												
Astra	AH	12/06	03/10	2.2L (Z22YH)	DOHC 16V (Petrol)	TPS106 TPS140	-	TCS090	-	TBS082	TRS090	Check illustrations for correct application
Barina	MB, ML	02/85	01/89	1.3L (G13A)	SOHC 8V (Petrol)	TPS013	TTS004	-	TFS116	TBS012	-	
Barina	MF	01/89	09/91	1.3L (G13B)	SOHC 8V (Petrol)	TPS013	TTS004	-	TFS220	TBS012	TRS003	
Barina	MH	10/91	05/94	1.3L (G13B)	SOHC 8V (Petrol)	TPS013	TTS001	-	TFS225	TBS012	TRS003	
Barina	SB	04/94	07/97	1.2L (C12NZ)	SOHC 8V (Petrol)	TPS038	TTS022	TCS040	TFS161 TFS162	TBS037	TRS026	Check illustrations for correct application
Barina	SB	04/94	02/01	1.4L (C14NZ, C14SE)	SOHC 8V (Petrol)	TPS038	TTS022	TCS040	TFS161 TFS162	TBS037	TRS026	Check illustrations for correct application
Barina	SB	04/94	09/98	1.6L (C16XE, X16XE)	DOHC 16V (Petrol)	TPS038	TTS047	TCS040	TFS161 TFS162	TBS037	TRS026	Check illustrations for correct application
Barina	XC	04/01	06/04	1.4L (Z14XE)	DOHC 16V (Petrol)	TPS038	-	TCS102	-	TBS055	TRS026	
Barina	XC	09/02	11/05	1.4L (Z14XEP)	DOHC 16V (Petrol)	TPS038 TPS074	-	TCS102	-	TBS055	TRS026	Check illustrations for correct application
Barina	XC (Sri)	09/01	10/05	1.8L (Z18XE)	DOHC 16V (Petrol)	TPS038	-	TCS106	-	TBS055	TRS026	
Barina	TK	10/05	10/11	1.6L (F16D3)	DOHC 16V (Petrol)	TPS038	-	TCS090	-	TBS096 TBS097	TRS026	Check illustrations for correct application
Barina	TM	11/10	06/13	1.6L (F16D4)	DOHC 16V (Petrol)	TPS074	-	TCS173	-	-	TRS123	
Barina	Spark, MJ	11/10	06/13	1.2L (B12D, B12D1)	DOHC 16V (Petrol)	TPS008 TPS141	-	TCS164	-	-	-	Check illustrations for correct application
Calibra	YE, SOHC	10/91	07/95	2.0L (C20NE)	SOHC 8V (Petrol)	TPS038	TTS047	TCS040	TFS186 TFS221	TBS027 TBS036 TBS043	TRS026	Check illustrations for correct application
Calibra	YE, DOHC	10/91	07/95	2.0L (C20XE)	DOHC 16V (Petrol)	TPS038	TTS047	TCS040	TFS164	TBS027 TBS036 TBS043	TRS026	Check illustrations for correct application
Calibra	YE, DOHC	08/95	07/98	2.0L (X20XE)	DOHC 16V (Petrol)	TPS038	TTS047	TCS040	TFS186 TFS221	TBS027 TBS036 TBS043	TRS026	Check illustrations for correct application
Calibra	YE, Turbo 4WD	06/94	07/95	2.0L (C20LET)	DOHC 16V (Petrol)	TPS038	TTS047	TCS040	TFS186 TFS215 TFS221	TBS027 TBS036	TRS026	Check illustrations for correct application
Calibra	YE, Turbo 4WD	08/95	07/98	2.0L (C20LET)	DOHC 16V (Petrol)	TPS038	TTS047	TCS040	TFS186	TBS027 TBS036	TRS026	Check illustrations for correct application
Calibra	YE, DOHC	08/95	07/98	2.5L (C25XE)	DOHC 16V (Petrol)	-	TTS022	TCS040	TFS215	TBS027 TBS036 TBS043	TRS026	Check illustrations for correct application
Camira	JB, JD	08/82	03/87	1.6L (16JH, L16, 18JH, 18JU)	SOHC 8V (Petrol)	TPS024	-	TCS040	TFS108	-	TRS022	
Camira	JD, JE	11/84	08/89	1.8L (18JC, 20JD)	SOHC 8V (Petrol)	TPS024 TPS070	-	TCS040	TFS108	-	TRS022	TPS070 (3 terminal)
Captiva	CG (Turbo Diesel)	03/07	01/11	2.0L (Z20S1)	SOHC 16V (Diesel)	TPS038	-	TCS149	-	TBS113	TRS118	
Captiva 5	CG	02/11	06/12	2.2L (Z22D1)	DOHC VVT 16V (Diesel)	TPS043	-	TCS090	-	TBS141	TRS097	

Make and Model		Year		Engine		Part Number						Notes
		Start	Finish	Size & Model	Cam & Valves	Oil Pressure	Water Temp	Coolant Sensor	Fan Switch	Stop Light	Reverse Light	
Holden cont.												
Captiva 5	CG	06/12	06/13	2.2L (Z22D1)	DOHC VVT 16V (Diesel)	TPS043	-	TCS090	-	TBS144	TRS097	
Captiva	CG	12/09	01/11	2.4L (Z24SED)	DOHC VVT 16V (Petrol)	TPS106	-	TCS090	-	TBS113	TRS118 TRS123	Check illustrations for correct application
Captiva	CG (Series II)	02/11	08/11	2.4L (LE5)	DOHC VVT 16V (Petrol)	TPS106	-	TCS090	-	TBS141 TBS145	TRS097	Check illustrations for correct application
Captiva	CG (Series II)	08/11	06/13	2.4L (LE5)	DOHC VVT 16V (Petrol)	TPS106	-	TCS090	-	TBS141 TBS143	TRS097	Check illustrations for correct application
Captiva	CG	06/12	06/13	3.0L (LF1)	DOHC 24V (Petrol)	TPS124	-	-	-	TBS144	TRS097	
Captiva	CG	02/11	06/12	3.0L (LF1)	DOHC 24V (Petrol)	TPS124	-	-	-	TBS141	TRS097	
Captiva	CG	10/06	01/11	3.2L (Alloytech 169)	DOHC 24V (Petrol)	TPS073	-	TCS102	-	TBS113	TRS118	
Colorado	RC	07/08	11/09	2.4L (Y24SE)	SOHC 8V (Petrol)	TPS038	TTS061	TCS070	-	TBS120 TBS146	TRS028	TBS120 (4 Terminal), TBS146 (2 terminal)
Colorado	RC	07/08	05/12	3.0L (4JJ1, TC, TCX)	OHV 8V (Diesel)	TPS139	-	TCS170	-	TBS120 TBS146	-	TBS120 (4 Terminal), TBS146 (2 terminal)
Colorado	RC	07/08	05/12	3.6L (H9)	DOHC VVT 24V (Petrol)	TPS073	-	TCS102	-	TBS120 TBS146	-	TBS120 (4 Terminal), TBS146 (2 terminal)
Colorado	RG	06/12	06/13	2.4L (LVN)	DOHC 16V (Diesel)	TPS138	-	TCS102	-	TBS129	-	
Colorado	RG	06/12	06/13	2.8L (LWH)	DOHC 16V (Diesel)	TPS138	-	TCS102	-	TBS129	-	
Colorado 7	RG	11/12	06/13	2.8L (LWH)	DOHC 16V (Diesel)	TPS138	-	TCS102	-	TBS129	-	
Combo Van	SB	03/96	09/02	1.4L (C14NZ, C14SE)	SOHC 8V (Petrol)	TPS038	TTS022	TCS040	TFS161 TFS162	TBS037	TRS026	Check illustrations for correct application
Combo Van	XC (SOHC)	09/02	04/05	1.6L (Z16SE)	SOHC 8V (Petrol)	TPS038	-	TCS102	-	TBS055	TRS026	
Combo Van	XC (DOHC)	05/05	06/13	1.4L (Z14XEP)	DOHC 16V (Petrol)	TPS074	-	TCS102	-	TBS055	TRS026	
Commodore - 4 Cyl	VC, VH	03/80	12/83	1.9L (Starfire)	OHV 8V (Petrol)	TPS029	TTS063	-	-	TBS037	TRS022	Check illustrations for correct application
Commodore - 6 Cyl	VB	11/78	12/79	2.8L (VD)	OHV 12V (Petrol)	TPS029	TTS063	-	-	TBS037 TBS061	TRS022	Check illustrations for correct application
Commodore - 6 Cyl	VB	11/78	01/80	3.3L (VL)	OHV 12V (Petrol)	TPS029	TTS063	-	-	TBS037 TBS061	TRS022	Check illustrations for correct application
Commodore - 6 Cyl	VC	03/80	12/81	2.8L (VD)	OHV 12V (Petrol)	TPS029	TTS060	-	-	TBS037 TBS061	TRS022	Check illustrations for correct application
Commodore - 6 Cyl	VC	03/80	12/81	3.3L (VL)	OHV 12V (Petrol)	TPS029	TTS060	-	-	TBS037 TBS061	TRS022	Check illustrations for correct application, TBS061 suits models with cruise control
Commodore - 6 Cyl	VH	01/81	12/84	2.8L (VD)	OHV 12V (Petrol)	TPS029	TTS062	-	-	TBS037 TBS061	TRS022	Check illustrations for correct application
Commodore - 6 Cyl	VH	01/81	12/84	3.3L (VL)	OHV 12V (Petrol)	TPS029	TTS062	-	-	TBS037 TBS061	TRS022	Check illustrations for correct application, TBS061 suits models with cruise control
Commodore - 6 Cyl	VK	03/84	02/86	3.3L (Black)	OHV 12V (Petrol)	TPS029	TTS062	TCS040	-	TBS037 TBS061	TRS022	Check illustrations for correct application
Commodore - 6 Cyl	VL (incl. Turbo)	03/86	08/88	3.0L RB30E (T)	SOHC 12V (Petrol)	TPS017 TPS064	TTS021	TCS127	-	TBS007 TBS037 TBS061	-	Check illustrations for correct application, TBS061 suits models with cruise control

Make and Model		Year		Engine		Part Number						Notes
		Start	Finish	Size & Model	Cam & Valves	Oil Pressure	Water Temp	Coolant Sensor	Fan Switch	Stop Light	Reverse Light	
Holden cont.												
Commodore - 6 Cyl	VN, VG	08/88	09/91	3.8L (LG2 VH)	OHV 12V (Petrol)	TPS064	TTS062	TCS040	-	TBS037 TBS061	TRS054	Check illustrations for correct application, TBS061 suits models with cruise control
Commodore - 6 Cyl	VP, VR	10/91	04/95	3.8L (LG2 VH)	OHV 12V (Petrol)	TPS064	TTS062	TCS040	-	TBS037 TBS061	TRS054	TBS061 suits models with cruise control
Commodore - 6 Cyl	VS, 2.6i	01/97	01/98	2.6L (2600)	SOHC 12V (Petrol)	TPS064	-	-	-	-	-	
Commodore - 6 Cyl	VS	04/95	01/01	3.8L (LG2, 3 VH)	OHV 12V (Petrol)	TPS064	TTS064	TCS070	-	TBS037 TBS061	TRS026 TRS054	Check illustrations for correct application, TRS026 (Getrag M34, 35), TRS054 (Borg M78)
Commodore - 6 Cyl	VS (Supercharged)	04/95	08/97	3.8L (L67 VH)	OHV 12V (Petrol)	TPS064	TTS062	TCS070	-	TBS037 TBS061	TRS026 TRS054	Check illustrations for correct application, TRS026 (Getrag M34, 35), TRS054 (Borg M78)
Commodore - 6 Cyl	VT, (incl. Supercharged)	09/97	10/00	3.8L (LG2 VH, L67)	OHV 12V (Petrol)	TPS064	TTS062	TCS070	-	TBS037 TBS061	TRS026 TRS054	Check illustrations for correct application, TRS026 (Getrag M34, 35), TRS054 (Borg M78)
Commodore - 6 Cyl	VX, VY (incl. Supercharged)	10/00	07/04	3.8L (L67 VS, VH, LG3, L36)	OHV 12V (Petrol)	TPS064	-	TCS070	-	TBS037 TBS061	-	Check illustrations for correct application, TBS061 suits models with cruise control
Commodore - 6 Cyl	VZ (incl. LPG)	08/04	01/09	3.6L (LE0, LY7 Alloytec)	DOHC 24V (Petrol / LPG)	TPS073	-	TCS102	-	TBS065 TBS132	TRS056	Check illustrations for correct application
Commodore - 6 Cyl	VZ Dual Fuel	02/06	08/07	3.6L (HN)	DOHC 24V (LPG)	TPS073	-	TCS102	-	TBS065 TBS132	-	TBS132 suits models with cruise control
Commodore - 6 Cyl	VE	07/06	06/09	3.6L (LE0, LY7 Alloytec)	DOHC 24V (Petrol)	TPS073 TPS124	-	TCS102	-	TBS138	TRS121	TPS073 (3 terminal)
Commodore - 6 Cyl	VE	06/09	06/13	3.6L (LE0, LY7 Alloytec)	DOHC 24V (Petrol)	TPS073 TPS124	-	TCS090	-	TBS138	TRS121	TPS073 (3 terminal)
Commodore - 6 Cyl	VE (LPG)	08/06	08/11	3.6L (HN)	DOHC 24V (LPG)	TPS073 TPS124	-	TCS090	-	TBS138	TRS121	TPS073 (3 terminal)
Commodore - 6 Cyl	VE (LPG)	06/09	06/13	3.6L (LWR)	DOHC 24V (LPG)	TPS073 TPS124	-	TCS090	-	TBS138	TRS121	TPS073 (3 terminal)
Commodore - 6 Cyl	VE (MY10)	09/09	06/13	3.0L (SIDI LF)	DOHC 24V (Petrol)	TPS073 TPS124	-	TCS090	-	TBS138	TRS121	TPS073 (3 terminal)
Commodore - 6 Cyl	VE (LPG)	02/12	06/13	3.6L (HN)	DOHC 24V (LPG)	TPS073 TPS124	-	TCS102	-	TBS138	TRS121	TPS073 (3 terminal)
Commodore - 8 Cyl	VB, VC, VH	11/78	12/84	4.2L (VR)	OHV 16V (Petrol)	TPS029	TTS062	-	-	TBS037 TBS061	-	TBS061 suits models with cruise control
Commodore - 8 Cyl	VB, VC, VH, VK	11/78	02/86	5.0L (VT Red, WT Blue, 308)	OHV 16V (Petrol)	TPS029	TTS062	-	-	TBS037 TBS061	-	TBS061 suits models with cruise control
Commodore - 8 Cyl	VL	10/86	08/88	5.0L (VJ)	OHV 16V (Petrol)	TPS029	TTS062	TCS040	-	TBS037 TBS061	-	Check illustrations for correct application, TBS061 models with cruise control
Commodore - 8 Cyl	VL, SS Group A (XV2)	03/88	03/89	5.0L (VP)	OHV 16V (Petrol)	TPS064	TTS062	-	-	TBS037 TBS061	-	Check illustrations for correct application, TBS061 models with cruise control
Commodore - 8 Cyl	VN, VG, VP, VR	03/89	04/95	5.0L (LB9 VU)	OHV 16V (Petrol)	TPS064	TTS062	TCS040	-	TBS037 TBS061	TRS054	Check illustrations for correct application, TBS061 suits models with cruise control

Make and Model		Year		Engine		Part Number						Notes
		Start	Finish	Size & Model	Cam & Valves	Oil Pressure	Water Temp	Coolant Sensor	Fan Switch	Stop Light	Reverse Light	
Holden cont.												
Commodore - 8 Cyl	VR, VS, VT (incl. GTS)	09/94	10/00	5.7L (L98)	OHV 16V (Petrol)	TPS064	TTS062	TCS040	-	TBS037 TBS061	TRS026 TRS054	Check illustrations for correct application, TRS026 (Getrag M34, 35), TRS054 (Borg M78)
Commodore - 8 Cyl	VS, VT	09/97	12/00	5.0L (LB9 VM, VU, 308)	OHV 16V (Petrol)	TPS064	TTS062	TCS040	-	TBS037 TBS061	TRS026 TRS054	Check illustrations for correct application, TRS026 (Getrag M34, 35), TRS054 (Borg M78)
Commodore - 8 Cyl	VT, VX, VU, VY (incl. Avalanche)	06/99	04/06	5.7L (LS1 Gen III)	OHV 16V (Petrol)	TPS071	-	TCS090	-	TBS037 TBS061	TRS056	TBS061 suits models with cruise control
Commodore - 8 Cyl	VZ	08/04	07/06	5.7L (LS1 Gen III)	OHV 16V (Petrol)	TPS071	-	TCS090	-	TBS065 TBS132	TRS056	Check illustrations for correct application
Commodore - 8 Cyl	VZ	08/04	08/07	6.0L (LS2, L76)	OHV 16V (Petrol)	TPS071	-	TCS090	-	TBS065 TBS132	TRS056	Check illustrations for correct application
Commodore - 8 Cyl	VE	07/06	06/09	6.0L (L98)	OHV 16V (Petrol)	TPS071	-	TCS090	-	TBS138	TRS121	
Commodore - 8 Cyl	VE	06/09	06/13	6.0L (EVG, L98)	OHV 16V (Petrol)	TPS146	-	TCS090	-	TBS138	TRS121	
Cruze	JG	05/09	03/11	1.8L (F18D4)	DOHC VVT 16V (Petrol)	TPS074	-	TCS173	-	-	TRS118	
Cruze	JG (Turbo Diesel)	05/09	03/11	2.0L (Z20S1)	SOHC 16V (Diesel)	TPS074	-	TCS149	-	-	TRS118	
Cruze	JH, CD, SRi, SRi V	03/11	06/13	1.4L (14NET)	DOHC 16V (Petrol)	TPS074	-	TCS173	-	TBS141	TRS123	
Cruze	JH, CD, CDX	03/11	06/13	1.8L (F18D4)	DOHC 16V (Petrol)	TPS074	-	TCS173	-	TBS141	TRS097 TRS118 TRS123	Check illustrations for correct application
Cruze	JH, CD, CDX	03/11	06/13	2.0L (Z20S1)	SOHC 16V (Diesel)	TPS043	-	TCS102	-	TBS141	TRS123	
Drover	QB	03/85	12/87	1.3L (G13A)	SOHC 8V (Petrol)	TPS007	TTS004	-	-	TBS010	TRS001	
FX	6 Cylinder	11/48	12/53	133ci (Grey)	OHV (Petrol)	-	TTS033	-	-	-	-	
FJ, FE, FC, FB, EK, EJ	6 Cylinder	10/53	12/63	133, 138ci (Grey)	OHV (Petrol)	TPS029	TTS033	-	-	-	-	
EH, HD, HR	6 Cylinder	08/63	12/68	2.4L, 2.6L, 2.9L, 3.0L (Red)	OHV (Petrol)	TPS029	TTS033	-	-	TBS072	-	
HK, HT, HG	6 Cylinder	02/68	12/71	2.6L, 3.0L (Red)	OHV (Petrol)	TPS029	TTS033 TTS068	-	-	TBS072	-	TTS068 suits gauge
HQ, HJ	6 Cylinder	05/69	12/76	2.8L, 3.3L (QE, QD, QM, QL)	OHV (Petrol)	TPS029	TTS033 TTS068	-	-	TBS072	-	TTS068 suits gauge
HX, HZ	6 Cylinder	07/76	01/80	3.3L (QL, 2L)	OHV (Petrol)	TPS029	TTS033 TTS068	-	-	TBS072	-	TTS068 suits gauge
HT, HG, HQ, HJ	8 Cylinder	05/69	12/76	4.2L, 5.0L, 5.7L	OHV (Petrol)	TPS068	TTS033 TTS068	-	-	TBS072	-	TTS068 suits gauge
HK, HT, HG	8 Cylinder	05/69	12/76	327ci, 5.0L, 5.7L (Chevrolet)	OHV (Petrol)	TPS068	TTS033 TTS068	-	-	TBS072	-	TTS068 suits gauge
HX, HZ	8 Cylinder	07/76	01/80	4.2L, 5.0L	OHV (Petrol)	TPS029	TTS033 TTS068	-	-	TBS072	-	TTS068 suits gauge
WB	Carb.	05/80	01/85	3.3L, 4.2L (WL, WR)	OHV (Petrol)	TPS029	TTS033 TTS068	-	-	TBS072	-	TTS068 suits gauge
Epica	EP	03/07	06/11	2.0L, 2.5L (X20D1, X25D1)	DOHC 24V (Petrol)	TPS038	-	TCS164	-	TBS113	TRS026	

Make and Model		Year		Engine		Part Number						Notes
		Start	Finish	Size & Model	Cam & Valves	Oil Pressure	Water Temp	Coolant Sensor	Fan Switch	Stop Light	Reverse Light	
Holden cont.												
Epica	EP	07/08	06/11	2.0L (Z20S1)	SOHC 16V (Diesel)	TPS038	-	TCS164	-	TBS113	TRS026	
Frontera	UED55 (UT)	10/95	03/99	2.0L (X20SE)	SOHC 8V (Petrol)	-	TTS022	TCS040	TFS163	TBS027	TRS028	
Frontera	UES30	03/99	01/04	2.2L (X22SE)	DOHC 16V (Petrol)	TPS038	TTS052	TCS090	-	TBS016	TRS028	
Frontera	UES25	03/99	01/04	3.2L (6VD1)	DOHC 24V (Petrol)	TPS014	TTS004	TCS070	-	TBS016	TRS028	
Gemini	RB	05/85	06/87	1.5L (4XC1)	SOHC 8V (Petrol)	TPS014	-	-	-	TBS007	-	
Gemini	TX, TC, TD, TE, TF, TG	03/75	05/85	1.6L (G161Z)	SOHC 8V (Petrol)	TPS006	TTS066	-	-	TBS010	-	
Gemini	TE, TF, TG (Diesel)	03/81	12/84	1.8L (4FB1)	SOHC 8V (Diesel)	TPS006	TTS066	-	-	TBS010	-	
Jackaroo	UBS81, UBS13	11/81	07/85	2.0L (G200Z)	SOHC 8V (Petrol)	-	-	-	-	-	TRS028	
Jackaroo	UBS81	11/81	07/85	2.2L (C223)	OHV (Diesel)	TPS006	-	-	-	-	TRS028	
Jackaroo	UBS521 (Turbo Diesel)	01/84	12/88	2.2L (C223T)	OHV (Diesel)	TPS006	-	-	-	TBS007 TBS016	TRS028	Check illustrations for correct application
Jackaroo	UBS16	08/85	12/88	2.3L (4ZD1)	SOHC 8V (Petrol)	TPS006	TTS004	TCS070	-	TBS007 TBS016	TRS028	Check illustrations for correct application
Jackaroo	UBS17 (EFI)	07/88	03/92	2.6L (4ZE1)	SOHC 8V (Petrol)	TPS006 TPS016	TTS004	TCS040	-	TBS007 TBS016	TRS028	Check illustrations for correct application
Jackaroo	UBS17 (Carb.)	01/90	12/91	2.6L (4ZE1)	SOHC 8V (Petrol)	TPS006 TPS016	TTS004	-	-	TBS007 TBS016	TRS028	Check illustrations for correct application
Jackaroo	UBS55 (Turbo Diesel)	07/88	03/92	2.8L (4JB1T)	OHV 8V (Diesel)	TPS006	TTS014	-	-	TBS007 TBS016	TRS028	TBS016 suits models with cruise control
Jackaroo	UBS92 Turbo Diesel)	04/92	02/98	3.1L (4JG2)	OHV 8V (Diesel)	TPS006	TTS014	TCS050	-	TBS007	TRS028	
Jackaroo	UBS92 L2	04/92	04/95	3.2L (6VD1)	SOHC 24V (Petrol)	TPS024 TPS130	TTS004	TCS070	-	TBS007 TBS016	TRS028	Check illustrations for correct application
Jackaroo	UBS92 L2	04/95	02/98	3.2L (6VD1)	SOHC 24V (Petrol)	TPS014 TPS129	TTS004	TCS070	-	TBS007 TBS016	TRS028	Check illustrations for correct application
Jackaroo	UBS73 L8 (Turbo Diesel)	03/98	09/04	3.0L (4JX1T)	DOHC 16V (Diesel)	TPS006	TTS014	-	-	TBS007	TRS114	Check illustrations for correct application
Jackaroo	L8	02/98	09/04	3.5L (6VE1)	DOHC 24V (Petrol)	TPS014	TTS004	TCS070	-	TBS007	TRS114	
Monaro	VX, V2, CV6 (Supercharged)	12/01	08/03	3.8L (L67 VH)	OHV 12V (Petrol)	TPS064	-	TCS070	-	TBS037 TBS061	TRS056	TBS061 suits models with cruise control
Monaro	VX, V2 CV8	12/01	08/04	5.7L (CB4, LS1 Gen III)	OHV 16V (Petrol)	TPS071	-	TCS090	-	TBS037 TBS061	TRS056	TBS061 suits models with cruise control
Monaro	VY, V3 (Series III CV8)	09/04	07/06	5.7L (LS1 Gen III)	OHV 16V (Petrol)	TPS071	-	TCS090	-	TBS065	TRS056	
Nova	LE	08/89	08/91	1.4L (6A-FC)	DOHC 16V (Petrol)	TPS006	TTS001	-	TFS120	TBS009	TRS007	
Nova	LF	09/91	11/92	1.4L (6A-FC)	DOHC 16V (Petrol)	TPS006	TTS008	-	TFS150	TBS009	TRS007	
Nova	LE	08/89	08/91	1.6L (4A-FC)	DOHC 16V (Petrol)	TPS006	TTS001	TCS032	TFS120	TBS009	TRS007	
Nova	LF (Carb, EFI)	09/91	09/94	1.6L (4A-FC, 4A-FE)	DOHC 16V (Petrol)	TPS006	TTS008	TCS032	TFS150	TBS009	TRS007	
Nova	LG	10/94	04/97	1.6L (4A-FE)	DOHC 16V (Petrol)	TPS011	TTS008	TCS032	TFS191	TBS005	TRS007	
Nova	LF	09/91	09/94	1.8L (7A-FE)	DOHC 16V (Petrol)	TPS011	TTS008	TCS032	TFS150	TBS009	TRS007	

Make and Model		Year		Engine		Part Number						Notes
		Start	Finish	Size & Model	Cam & Valves	Oil Pressure	Water Temp	Coolant Sensor	Fan Switch	Stop Light	Reverse Light	
Holden cont.												
Nova	LG	10/94	04/97	1.8L (7A-FE)	DOHC 16V (Petrol)	TPS011	TTS008	TCS032	TFS191	TBS005	TRS007	
Piazza	YB	04/86	11/87	2.0L (4ZC1)	SOHC (Petrol)	-	-	TCS040	TFS117	TBS016	TRS028	
Rodeo	KB (Carb.)	01/78	12/82	1.6L (G161Z)	SOHC (Petrol)	TPS006	TTS022	-	-	-	TRS028	
Rodeo	KB (Carb.)	01/83	12/83	1.8L (4ZB1)	SOHC (Petrol)	TPS006	TTS017	-	-	TBS007	TRS028	
Rodeo	KB (Carb.)	01/83	12/83	1.8L (G180Z)	SOHC (Petrol)	TPS006	TTS001	-	-	-	-	
Rodeo	KB (Carb.)	01/83	03/87	1.9L (G200Z)	SOHC 8V (Petrol)	TPS006	TTS017	-	-	TBS007	TRS028	
Rodeo	KB (Diesel)	01/79	12/82	2.0L (C190)	Diesel	TPS006	TTS014 TTS022	-	-	TBS007	TRS028	Check illustrations for correct application
Rodeo	KB (Diesel)	01/83	06/88	2.2L (C223)	Diesel	TPS006	TTS001 TTS068	-	-	-	-	Check illustrations for correct application
Rodeo	KB, TF88 (Carb.)	07/85	12/88	2.3L (4ZD1)	SOHC 8V (Petrol)	TPS006	TTS004	-	-	TBS007	TRS028	Check illustrations for correct application
Rodeo	TF88 (Carb.)	01/91	03/93	2.3L (4ZD1)	SOHC 8V (Petrol)	TPS006	TTS004	TCS040	-	TBS007	TRS028	
Rodeo	TF88 (Diesel)	06/88	01/93	2.5L (4JA1)	OHV 8V (Diesel)	TPS006	TTS014	-	-	TBS007	TRS028	
Rodeo	TF88 (EFI)	07/88	01/93	2.6L (4ZE1)	SOHC (Petrol)	TPS016	TTS004	TCS040	-	TBS007	TRS028	
Rodeo	TF88 (Turbo Diesel)	01/91	01/93	2.8L (4JB1T)	OHV (Diesel)	TPS006	TTS014	-	-	TBS007	TRS028	
Rodeo	TF93 (EFI)	02/93	01/97	2.6L (4ZE1)	SOHC (Petrol)	TPS016	TTS004	TCS040	-	TBS007	TRS028	Check illustrations for correct application
Rodeo	TF93 (Turbo Diesel)	02/93	12/95	2.8L (4JB1T)	OHV (Diesel)	TPS006	TTS014	-	-	TBS007	TRS028	
Rodeo	TF93 (Turbo Diesel)	11/95	01/97	2.8L (4JB1T)	OHV (Diesel)	TPS006	TTS014	TCS070	-	TBS007	TRS028	Check illustrations for correct application
Rodeo	TF97 (EFI)	02/97	06/98	2.6L (4ZE1)	SOHC (Petrol)	-	TTS004	TCS040	-	TBS007	TRS028	
Rodeo	TF97 (Turbo Diesel)	02/97	06/98	2.8L (4JB1T)	OHV (Diesel)	TPS006	TTS014	-	-	TBS007	TRS028	
Rodeo	TF97, TF99 (MPFI)	02/97	01/03	3.2L (6VD1)	DOHC 24V (Petrol)	TPS014	TTS004	TCS070	-	TBS007	TRS028	
Rodeo	TF99 (Turbo Diesel)	07/98	12/01	2.8L (4JB1T)	OHV (Diesel)	TPS006	TTS014	-	-	TBS007	TRS028	
Rodeo	TF99	07/98	02/03	2.2L (C22NE)	SOHC 8V (Petrol)	TPS038	TTS061	TCS070	-	TBS007	TRS028	
Rodeo	TF99 (Turbo Diesel)	12/01	01/03	3.0L (4JH1T)	OHV 8V (Diesel)	TPS006	TTS014	-	-	TBS020	TRS028	
Rodeo	RA	01/07	07/08	2.4L (Y24SE)	SOHC 8V (Petrol)	TPS038	TTS061	TCS070	-	TBS146	TRS028	
Rodeo	RA	11/02	11/05	3.5L (6VE1)	DOHC 24V (Petrol)	TPS014	TTS001	TCS070	-	TBS120 TBS146	TRS028	TBS120 (4 Terminal), TBS146 (2 terminal)
Rodeo	RA	12/05	01/07	3.6L (HFV6)	DOHC 24V (Petrol)	TPS073	TTS014	TCS050 TCS102	-	TBS120	-	TCS102 Replaces original black component
Rodeo	RA	01/07	07/08	3.6L (HFV6)	DOHC 24V (Petrol)	TPS073	-	TCS102	-	TBS120	-	
Rodeo	RA (Turbo Diesel)	11/02	01/07	3.0L (4JH1TC)	OHV 8V (Diesel)	TPS006	TTS014	TCS050	-	-	TRS028	
Rodeo	RA (Turbo Diesel)	01/07	07/08	3.0L (4JJ1TCX)	OHV 8V (Diesel)	TPS139	-	-	-	TBS120 TBS146	-	TBS120 (4 Terminal), TBS146 (2 terminal)
Rodeo	RA03	11/02	01/07	2.4L (C24SE)	SOHC 8V (Petrol)	TPS038	TTS061	TCS070	-	TBS146	TRS028	
Scurry	NB (Carb.)	07/85	12/87	970cc (F10A)	SOHC (Petrol)	TPS007	TTS004	-	-	TBS010	TRS001	
Shuttle	WFR (Carb.)	03/82	12/90	1.8L, 2.0L (4ZB1, 4ZC1)	SOHC (Petrol)	-	TTS014	-	-	TBS007	TRS028	
Shuttle	WFR (Carb.)	01/87	12/90	2.0L (4ZC1)	SOHC (Petrol)	-	TTS014	-	-	-	TRS028	
Shuttle	WFR (Diesel)	03/82	12/86	2.0L (4FC1)	Diesel	-	TTS014	-	-	TBS007	TRS028	
Statesman - 8 Cyl	HJ, HQ, HX	07/71	12/77	5.0L (QT)	OHV (Petrol)	TPS068	-	-	-	TBS072	-	

Make and Model		Year		Engine		Part Number						Notes
		Start	Finish	Size & Model	Cam & Valves	Oil Pressure	Water Temp	Coolant Sensor	Fan Switch	Stop Light	Reverse Light	
Holden cont.												
Statesman - 6 Cyl	HQ	07/71	12/74	3.3L (QM, QL)	OHV (Petrol)	-	-	-	-	TBS072	-	
Statesman - 6 Cyl	VQ	03/90	02/94	3.8L (LG2 VH)	OHV 12V (Petrol)	TPS064	TTS052	TCS040	-	TBS037 TBS061	-	TBS061 suits models with cruise control
Statesman - 6 Cyl	VR	03/94	04/95	3.8L (LG2 VH)	OHV 12V (Petrol)	TPS064	TTS052 TTS062	TCS040	-	TBS037 TBS061	TRS026 TRS054	Check illustrations for correct application
Statesman - 6 Cyl	VS	04/95	06/99	3.8L (LG2 VH)	OHV 12V (Petrol)	TPS064	TTS064	TCS070	-	TBS037 TBS061	TRS026 TRS054	Check illustrations for correct application
Statesman - 6 Cyl	VS (Supercharged)	10/96	06/99	3.8L (L67 VH)	OHV 12V (Petrol)	TPS064	TTS062	TCS070	-	TBS037	TRS026 TRS054	Check illustrations for correct application
Statesman - 6 Cyl	WH, WK	06/99	07/04	3.8L (LN3 VH)	OHV 12V (Petrol)	TPS064	-	TCS070	-	TBS037 TBS061	-	TBS061 suits models with cruise control
Statesman - 6 Cyl	WH, WK (Supercharged)	06/99	07/04	3.8L (L67 VH)	OHV 12V (Petrol)	TPS064	-	TCS070	-	TBS037 TBS061	-	TBS061 suits models with cruise control
Statesman - 6 Cyl	WL	08/04	07/06	3.6L (LY7 Alloytec 190)	DOHC 24V (Petrol)	TPS073	-	TCS102	-	TBS065	-	
Statesman - 6 Cyl	WM	08/06	08/09	3.6L (LY7 Alloytec 190)	DOHC 24V (Petrol)	TPS073 TPS124	-	TCS090	-	TBS138	-	TPS073 (3 terminal)
Statesman - 6 Cyl	WM	09/09	06/13	3.6L (SIDI LLT, LFX)	DOHC 24V (Petrol)	TPS073 TPS124	-	TCS090	-	TBS138	-	TPS073 (3 terminal)
Statesman - 6 Cyl	WM (LPG)	02/12	06/13	3.6L (LWR)	DOHC 24V (LPG)	TPS073 TPS124	-	TCS090	-	TBS138	-	TPS073 (3 terminal)
Statesman - 8 Cyl	HQ	07/71	12/74	4.2L (QS, QR)	OHV (Petrol)	TPS068	-	-	-	TBS072	-	
Statesman - 8 Cyl	HQ	07/71	12/74	5.7L (QU)	OHV 16V (Petrol)	TPS068	-	-	-	TBS072	-	
Statesman - 8 Cyl	HZ	11/77	01/80	5.0L (ZT)	OHV (Petrol)	-	-	-	-	TBS072	-	
Statesman - 8 Cyl	WB	05/80	01/85	5.0L (WT)	OHV (Petrol)	TPS033	TTS033 TTS068	-	-	TBS072	-	TTS068 suits gauge
Statesman - 8 Cyl	VQ	03/90	02/94	5.0L (LB9 VU)	OHV 16V (Petrol)	TPS064	TTS052	TCS040	-	TBS061	-	
Statesman - 8 Cyl	VR, VS	03/94	06/99	5.0L (LB9 VU)	OHV 16V (Petrol)	TPS064	TTS062	TCS040	-	TBS037 TBS061	TRS026 TRS054	Check illustrations for correct application
Statesman - 8 Cyl	VR, HSV	09/94	04/95	5.7L (L98)	OHV 16V (Petrol)	TPS064	TTS062	TCS040	-	TBS037 TBS061	TRS054	TBS061 suits models with cruise control
Statesman - 8 Cyl	VS HSV	04/95	09/96	5.7L (L98)	OHV 16V (Petrol)	TPS064	TTS062	TCS040	-	TBS037 TBS061	TRS026 TRS054	Check illustrations for correct application
Statesman - 8 Cyl	WH, WK	06/99	07/04	5.7L (LS1 Gen III)	OHV 16V (Petrol)	TPS071	-	TCS090	-	TBS037 TBS061	-	TBS061 suits models with cruise control
Statesman - 8 Cyl	WL	08/04	07/06	5.7L (LS1 Gen III)	OHV 16V (Petrol)	TPS071	-	TCS090	-	TBS065	-	
Statesman - 8 Cyl	WL	08/04	07/06	6.0L (L76)	OHV 16V (Petrol)	TPS071	-	TCS090	-	TBS065	-	
Statesman - 8 Cyl	WM	08/06	06/09	6.0L (L98)	OHV 16V (Petrol)	TPS071 TPS146	-	TCS090	-	TBS138	TRS121	
Statesman - 8 Cyl	WM	06/09	06/13	6.0L (EVG, L98)	OHV 16V (Petrol)	TPS146	-	TCS090	-	TBS138	TRS121	
Suburban K8	1500	02/98	07/02	5.7L (L31 Petrol)	OHV 16V (Petrol)	-	-	TCS070	-	-	-	
Suburban K8	2500	02/98	07/02	6.5L (L65 Diesel)	OHV 16V (Diesel)	-	-	TCS070	-	-	-	
Sunbird	LX, UC (Carb.)	03/76	01/80	1.9L (Starfire)	OHV (Petrol)	TPS029	TTS022	-	-	TBS072	-	

Make and Model		Year		Engine		Part Number						Notes
		Start	Finish	Size & Model	Cam & Valves	Oil Pressure	Water Temp	Coolant Sensor	Fan Switch	Stop Light	Reverse Light	
Holden cont.												
Tigra	XC	08/05	09/07	1.8L (Z18XE)	DOHC 16V (Petrol)	TPS038	-	TCS106	-	TBS055	TRS026	
Torana	HB, LC, LJ	05/67	12/73	1.2L	OHV (Petrol)	-	TTS033 TTS068	-	-	TBS072	-	TTS068 suits gauge
Torana	LJ, TA	02/72	12/75	1.3L	OHV (Petrol)	-	-	-	-	TBS072	-	
Torana	LC	11/69	12/73	1.6L	OHC (Petrol)	-	TTS033 TTS068	-	-	TBS072	-	TTS068 suits gauge
Torana	LJ	02/72	12/73	1.6L	OHC (Petrol)	-	-	-	-	TBS072	-	
Torana	LJ	02/72	12/73	1.8L	OHC (Petrol)	-	-	-	-	TBS072	-	
Torana	TA	03/74	12/75	1.8L	OHC (Petrol)	-	TTS033 TTS068	-	-	TBS072	-	TTS068 suits gauge
Torana	LH, LX	03/74	12/76	1.9L (19S OPEL Starfire)	OHV (Petrol)	TPS024	TTS025	-	-	TBS072	-	
Torana	LC, LJ	11/69	12/73	138ci	OHV (Petrol)	TPS029	TTS033 TTS068	-	-	TBS072	-	TTS068 suits gauge
Torana	LC	11/69	12/72	2.6L (Red)	OHV (Petrol)	TPS029	TTS033 TTS068	-	-	TBS072	-	TTS068 suits gauge
Torana	LC, LJ, LH, LX, UC	11/69	12/79	2.8L	OHV (Petrol)	TPS029	TTS033 TTS068	-	-	TBS072	-	TTS068 suits gauge
Torana	LC, LJ GTR (incl. XU1)	06/70	12/74	3.0L (Red)	OHV (Petrol)	TPS029	TTS033 TTS068	-	-	TBS072	-	TTS068 suits gauge
Torana	LJ, LH, LX, UC	02/72	12/79	3.3L	OHV (Petrol)	TPS029	TTS033 TTS068	-	-	TBS072	-	TTS068 suits gauge
Torana	LH, LX	03/74	12/78	4.2L	OHV (Petrol)	TPS068	TTS033 TTS068	-	-	TBS072	-	TTS068 suits gauge
Torana	LH, LX	03/74	12/76	5.0L	OHC (Petrol)	TPS068	TTS033 TTS068	-	-	TBS072	-	TTS068 suits gauge
Torana	LH, LX	03/76	12/78	5.0L	OHV (Petrol)	TPS029	TTS033 TTS068	-	-	TBS072	-	TTS068 suits gauge
Vectra	JR	06/97	12/98	2.0L (C20SEL)	DOHC 16V (Petrol)	TPS038	TTS052	TCS094	TFS166 TFS167	TBS027	TRS026	Check illustrations for correct application
Vectra	JR	06/97	12/98	2.0L (C20SEL)	DOHC 16V (Petrol)	TPS038	TTS052	TCS156	TFS166 TFS167	TBS027	TRS026	Check illustrations for correct application
Vectra	JS	08/98	12/02	2.0L, 2.2L (C20SEL, C22SEL)	DOHC 16V (Petrol)	TPS038	TTS052	TCS156	TFS166 TFS167	TBS027 TBS052 TBS059	TRS026	Check illustrations for correct application
Vectra	JR (2.5L)	06/97	12/98	2.5L (X25XE)	DOHC 24V (Petrol)	TPS038	TTS022	TCS040 TCS102	TFS167	TBS027	TRS026	Check illustrations for correct application
Vectra	JS (Series II)	08/99	12/01	2.5L, 2.6L (X25XE, Y26SE)	DOHC 24V (Petrol)	TPS038	TTS022	TCS102	TFS167	TBS027 TBS052 TBS059	TRS026	Check illustrations for correct application
Vectra	ZC	03/03	12/06	2.2L (Z22SE)	DOHC 16V (Petrol)	TPS106	-	TCS090	-	TBS082	TRS090	
Vectra	ZC	03/03	12/06	3.2L (Z32SE)	DOHC 24V (Petrol)	TPS038	-	TCS102	-	TBS082	TRS092	
Viva	JF	10/05	05/09	1.8L (X18XE, F18DE)	DOHC 16V (Petrol)	TPS038	-	TCS090	-	TBS096 TBS097	TRS026	Check illustrations for correct application

Make and Model		Year		Engine		Part Number						Notes
		Start	Finish	Size & Model	Cam & Valves	Oil Pressure	Water Temp	Coolant Sensor	Fan Switch	Stop Light	Reverse Light	
Holden cont.												
Zafira	TT	06/01	05/06	2.2L (Z22SE)	DOHC 16V (Petrol)	TPS106	-	TCS090	-	TBS053	TRS026	
Honda												
Accord	AD	01/84	12/85	1.8L (ET)	SOHC 8V (Petrol)	TPS014	TTS013	-	TFS123	TBS015	TRS008	
Accord	AD	01/86	10/86	2.0L (A20A2)	SOHC 12V (Petrol)	TPS014	TTS013	-	TFS123	TBS015	TRS008	
Accord	AD	01/86	10/86	2.0L (A20A4)	SOHC 12V (Petrol)	TPS014	-	-	-	-	-	
Accord	CA4	01/87	12/89	2.0L (A20B4)	SOHC 12V (Petrol)	-	-	TCS022	TFS124	-	-	
Accord	CA5	01/86	03/88	2.0L (A20A2)	SOHC 12V (Petrol)	TPS014 TPS015	TTS013	-	TFS124	TBS015	TRS008	Check illustrations for correct application
Accord	CB	01/89	01/94	2.0L (F20A)	SOHC 16V (Petrol)	-	-	-	TFS127 TFS129	-	-	Check illustrations for correct application
Accord	CL	02/03	01/06	2.0L (K20A)	DOHC 16V (Petrol)	TPS014	-	TCS166	TFS130	TBS103 TBS107	TRS075	Check illustrations for correct application
Accord	CL	06/00	09/02	2.0L (F20B)	SOHC 16V (Petrol)	TPS014	TTS013	-	-	TBS041	TRS112	
Accord	CB7	11/89	10/93	2.2L (F22A5, 6, 9)	SOHC 16V (Petrol)	TPS014	TTS013	TCS029	TFS129	TBS016	TRS004	TBS016 suits models with cruise control
Accord	CB8, 9	05/92	12/94	2.2L (F22A6, 9)	SOHC 16V (Petrol)	-	-	TCS029	TFS127 TFS129	-	-	
Accord	CC5	11/95	01/97	2.2L (F22B1)	SOHC 16V (Petrol)	TPS014	TTS013	TCS029	TFS129 TFS130	TBS016 TBS041	TRS112	Check illustrations for correct application
Accord	CC5	11/95	01/97	2.2L (F22B3)	SOHC 16V (Petrol)	TPS014	TTS013	TCS029	TFS127 TFS129 TFS130	TBS016	TRS112	Check illustrations for correct application
Accord	CD5	10/93	12/95	2.2L (F22B1)	SOHC 16V (Petrol)	-	TTS013	TCS029	TFS129	-	-	
Accord	CD5	10/93	12/95	2.2L (F22B3)	SOHC 16V (Petrol)	-	-	-	TFS129	-	-	
Accord	CE1	06/94	12/96	2.2L (F22B1)	SOHC 16V (Petrol)	-	TTS013	TCS029	TFS129	-	-	
Accord	CL	01/00	01/02	2.2L (H22A)	DOHC 16V (Petrol)	TPS013	TTS013	-	-	TBS041	TRS112	
Accord	CG	01/98	01/03	2.3L (F23A)	SOHC 16V (Petrol)	TPS014	TTS013	TCS029	TFS130	TBS101	TRS112	
Accord	CK2	01/99	06/03	2.3L (F23A1)	SOHC 16V (Petrol)	TPS014	TTS013	TCS029	TFS127 TFS129	TBS101	TRS112	Check illustrations for correct application
Accord	CF, CF8, CG5	01/97	01/03	2.3L (F23A, 1)	SOHC 16V (Petrol)	-	-	-	TFS127 TFS129	-	-	Check illustrations for correct application
Accord	CL	01/02	01/07	2.4L (K24A)	DOHC 16V (Petrol)	TPS014	-	-	TFS130	TBS103	TRS075	
Accord	CM, CP, CU	01/07	05/08	2.4L (K24A, Z)	DOHC 16V (Petrol)	TPS014	-	TCS166	TFS130	TBS103	TRS075	
Accord	CP, CU, CW	01/08	06/13	2.4L (K24Z)	DOHC 16V (Petrol)	TPS011	-	TCS168	-	TBS102 TBS103	TRS075	Check illustrations for correct application
Accord	CG	01/97	01/03	3.0L (J30A)	SOHC 24V (Petrol)	TPS014	TTS013	TCS029	TFS130	TBS101	-	TBS101 suits models with cruise control
Accord	CG, CK	12/97	06/03	3.0L (J30A1)	SOHC 24V (Petrol)	TPS014	TTS013	TCS029	TFS130	TBS016	TRS004	
Accord	CP	02/07	06/11	3.5L (J35Z)	SOHC 24V (Petrol)	-	-	TCS168	-	TBS103	-	
Acty	VD	10/82	12/98	545cc (EH)	SOHC 4V (Petrol)	TPS013	TTS002	-	TFS131	-	-	
Ascot	CB, CB3	01/89	01/95	2.0L (F20A)	SOHC 16V (Petrol)	-	-	-	TFS127 TFS129	-	-	Check illustrations for correct application
City	GM	02/09	06/13	1.5L (L15A7)	SOHC 16V (Petrol)	TPS011	-	TCS168	-	TBS103	TRS075	TBS103 suits models with cruise control

Make and Model		Year		Engine		Part Number						Notes
		Start	Finish	Size & Model	Cam & Valves	Oil Pressure	Water Temp	Coolant Sensor	Fan Switch	Stop Light	Reverse Light	
Honda cont.												
City	VF	01/84	06/86	1.2L (ER)	SOHC 8V (Petrol)	TPS013	TTS003	-	TFS131	-	-	
Civic	EG (Carb.)	10/91	10/93	1.3L (D13B2)	SOHC 16V (Petrol)	TPS014	TTS013	TCS029	TFS130	TBS015	TRS009	
Civic	EK, EK2	01/95	01/00	1.3L (D13B)	SOHC 16V (Petrol)	-	-	-	TFS131	-	-	
Civic	AH, AK	01/84	12/87	1.5L (EW2)	SOHC 12V (Petrol)	TPS013	TTS013	TCS020	TFS131	TBS015	TRS009	
Civic	AN	01/84	12/87	1.5L (EW2)	SOHC 12V (Petrol)	TPS014 TPS015	TTS013	TCS020	TFS131	TBS015	TRS009	Check illustrations for correct application
Civic	EG EFI	06/93	09/95	1.5L (D15Z1)	SOHC 16V (Petrol)	TPS014	TTS013	TCS029	TFS131	-	TRS009	
Civic	EG (Carb.)	10/93	09/95	1.5L (D15Z2)	SOHC 16V (Petrol)	-	-	TCS029	TFS130	-	-	
Civic	ED, EE (Twin Carb)	11/87	09/91	1.5L (D15B4)	SOHC 16V (Petrol)	TPS014 TPS015	TTS013	TCS029	TFS131	TBS015	TRS008	Check illustrations for correct application
Civic	EG	01/91	01/96	1.5L (D15B)	SOHC 16V (Petrol)	-	-	-	TFS130	-	-	
Civic	EG (Twin Carb.)	10/91	10/93	1.5L (D15B4)	SOHC 16V (Petrol)	TPS014	TTS013	TCS029	TFS131	-	TRS009	
Civic	EG (EFI)	10/93	09/95	1.5L (D15B7)	SOHC 16V (Petrol)	-	-	TCS029	TFS131	-	-	
Civic	EK	10/95	01/99	1.6L (B16A2)	DOHC 16V (Petrol)	TPS014	TTS013	TCS029	TFS131	TBS041	TRS009	
Civic	EK	01/99	11/00	1.6L (B16A2)	DOHC 16V (Petrol)	TPS014	TTS013	TCS029	TFS131	TBS041	TRS113	
Civic	EJ	03/99	11/00	1.6L (B16A2)	DOHC 16V (Petrol)	TPS014	TTS013	TCS029	TFS131	TBS005	TRS113	
Civic	EJ	01/96	10/00	1.6L (D16Y, 7, 8)	SOHC 16V (Petrol)	TPS014	TTS013	TCS029	TFS130	TBS005	TRS009	
Civic	EK1, VTi	10/95	11/00	1.6L (D16Y5)	SOHC 16V (Petrol)	TPS014	TTS013	TCS029	TFS131	TBS005	-	
Civic	EH, DOHC	10/91	10/93	1.6L (D16A8)	DOHC 16V (Petrol)	TPS014	TTS013	-	TFS130	-	TRS009	
Civic	EH, EK	10/93	11/00	1.6L (D16Y1, 4)	SOHC 16V (Petrol)	-	-	-	TFS131	-	-	
Civic	ES, EU	01/00	01/06	1.7L (D17A, 1, 2)	SOHC 16V (Petrol)	TPS014	-	TCS166	TFS130	TBS102	TRS075	
Civic	ES, EU	01/01	01/07	1.5L (D15Y)	DOHC 16V (Petrol)	TPS014	-	TCS166	TFS130	TBS107	TRS075	
Civic	ES	11/01	01/06	1.7L (D17Z)	SOHC 16V (Petrol)	TPS014	-	TCS166	TFS130	TBS103	TRS075	
Civic	FD, FK	01/05	06/13	1.8L (R18A, 1, 2)	SOHC 16V (Petrol)	TPS011	-	TCS166 TCS168	-	TBS102 TBS103	TRS075	Check illustrations for correct application, TBS103 suits models with cruise control
Civic	Hybrid	02/04	01/06	1.3L (LDA1)	SOHC 8V (Hybrid)	-	-	TCS167	-	TBS102 TBS107	TRS075	Check illustrations for correct application
Civic	FD Hybrid	02/06	01/12	1.3L (LDA2)	SOHC 16V (Hybrid)	-	-	TCS166 TCS167	-	TBS102 TBS103	-	Check illustrations for correct application
Civic	EP	01/01	01/05	2.0L (K20A)	DOHC 16V (Petrol)	TPS014	-	TCS166	TFS130	TBS103	TRS075	
Civic	FD, 30	01/05	02/09	2.0L (K20Z, 4)	DOHC 16V (Petrol)	TPS011	-	TCS166 TCS168	-	TBS102 TBS103	TRS075	Check illustrations for correct application, TBS103 suits models with cruise control
Civic	FD (Sports, Type R)	02/06	06/13	2.0L (K20Z2, 4)	DOHC 16V (Petrol)	TPS011	-	TCS166 TCS168	-	TBS102 TBS103	TRS075	Check illustrations for correct application, TBS103 suits models with cruise control
Concerto	MA	11/88	01/93	1.6L (D16Z2)	SOHC 16V (Petrol)	TPS014 TPS015	TTS013	TCS029	TFS183	TBS015	TRS008	Check illustrations for correct application
CR-V	RD	01/96	12/01	2.0L (B20B, 1, 3)	DOHC 16V (Petrol)	TPS014	TTS013	TCS029	TFS130	TBS005	TRS009	Check illustrations for correct application
CR-V	RD	01/01	01/07	2.0L, 2.4L (K20A4, K24A1)	DOHC 16V (Petrol)	TPS014	-	TCS166	TFS130	TBS102 TBS107	TRS075	Check illustrations for correct application
CR-V		02/07	06/13	2.4L (K24Z1)	DOHC 16V (Petrol)	TPS011	-	TCS168	-	TBS102 TBS103	TRS075	TBS103 suits models with cruise control

Make and Model		Year		Engine		Part Number						Notes
		Start	Finish	Size & Model	Cam & Valves	Oil Pressure	Water Temp	Coolant Sensor	Fan Switch	Stop Light	Reverse Light	
Honda cont.												
CRX	ED	11/87	05/92	1.6L (D16A8)	DOHC 16V (Petrol)	TPS015	TTS013	TCS029	TFS131 TFS183	TBS015	TRS008	Check illustrations for correct application
CRX	EG	09/92	09/98	1.6L (B16A2)	DOHC 16V (Petrol)	TPS014	TTS013	TCS029	TFS130	TBS015	TRS009	
CRZ	ZF	11/11	06/13	1.5L (LEA3)	DOHC 16V (Hybrid)	TPS011	-	TCS168	-	TBS103	TRS075	
Fit	GD	01/01	01/06	1.3L (L13A)	SOHC 8V (Petrol)	TPS011	-	TCS166	TFS130	TBS103 TBS107	TRS075	TBS103 suits models with cruise control
HRV	GH	01/98	07/02	1.6L (D16W1, 5)	SOHC 16V (Petrol)	TPS014	TTS013	TCS029	TFS130	-	TRS009	
Insight	Hybrid	05/01	06/04	1.0L (ECA1)	SOHC (Petrol)	TPS011	-	TCS029	-	-	TRS075	
Insight	Hybrid	12/10	06/13	1.3L (LDA3)	SOHC (Petrol)	TPS011	-	TCS168	-	TBS102	-	
Integra	DA	05/86	05/89	1.6L (D16A3)	DOHC 16V (Petrol)	TPS014	TTS013	-	TFS131	TBS015	TRS008	
Integra	DA9	06/89	07/93	1.8L (B18A1)	DOHC 16V (Petrol)	TPS014	TTS013	TCS029	TFS131	TBS015	TRS008	
Integra	DC2, VTi-R	07/93	12/99	1.8L (B18C2)	DOHC 16V (Petrol)	TPS014	TTS013	TCS029	TFS130	TBS016	TRS004	
Integra	DC4	07/93	12/99	1.8L (B18B2)	DOHC 16V (Petrol)	-	TTS013	TCS029	TFS131	-	-	
Integra	Type R	09/01	10/04	2.0L (K20A2)	DOHC 16V (Petrol)	-	-	TCS166	TFS130	-	-	
Integra	DC (incl. Type R)	10/99	08/01	1.8L (B18B1, B18C7)	DOHC 16V (Petrol)	TPS014	TTS013	TCS029	TFS130	-	TRS113	Check illustrations for correct application
Jazz	GD	10/02	08/08	1.3L (L13A1)	SOHC 8V (Petrol)	TPS011	-	TCS166	TFS130	TBS103 TBS107	TRS075	TBS103 suits models with cruise control
Jazz	GD	01/05	08/08	1.3L (L13A)	SOHC 8V (Petrol)	TPS011	-	TCS166 TCS167	TFS130	TBS103 TBS107	TRS075	TBS103 suits models with cruise control
Jazz	GD	10/02	08/08	1.5L (L15A1)	SOHC 16V (Petrol)	TPS011	-	TCS166	TFS130	TBS102	TRS075	
Jazz	GE	01/07	01/11	1.3L (L13A)	SOHC 8V (Petrol)	TPS011	-	TCS166	TFS130	TBS102 TBS103	TRS075	TBS103 suits models with cruise control
Jazz	GE	08/08	06/13	1.3L (L13Z, 1)	SOHC VVT 8V (Petrol)	TPS011	-	TCS168	-	TBS102 TBS103	TRS075	TBS103 suits models with cruise control
Jazz	GE	08/08	06/13	1.5L (L15A7)	SOHC, DOHC VVT 16V (Petrol)	TPS011	-	TCS168	-	TBS102 TBS103	TRS075	TBS103 suits models with cruise control
Legend	KA2	05/86	12/87	2.5L (C25A1)	SOHC 24V (Petrol)	TPS008 TPS013	TTS013	TCS022	TFS126	TBS016	-	Check illustrations for correct application
Legend	KA	11/87	03/91	2.7L (C27A1)	SOHC 24V (Petrol)	TPS008 TPS013	TTS013	TCS022	TFS126	TBS016	-	Check illustrations for correct application
Legend	KA7	04/91	03/96	3.2L (C32A3)	SOHC 24V (Petrol)	TPS014	TTS013	TCS029	TFS128	TBS016	-	
Legend	KA	01/96	01/04	3.5L (C35A)	SOHC 24V (Petrol)	TPS014	TTS013	TCS029	-	-	-	
Legend	KA9	05/96	03/98	3.5L (C35A3)	SOHC 24V (Petrol)	TPS014	TTS046	TCS029	-	TBS016	-	
Legend	KB	01/06	01/07	3.5L (J35A)	SOHC 12V (Petrol)	TPS014	-	TCS166	-	TBS103	-	
Legend	KB	01/08	06/13	3.7L (J37A)	SOHC 12V (Petrol)	-	-	TCS168	-	TBS103	-	
Logo	GA3	01/96	01/01	1.3L (D13B)	SOHC 16V (Petrol)	TPS014	-	-	TFS130	-	TRS008	
NSX	NA, NB	01/91	03/02	3.0L (C30A1, 3, 4)	DOHC 24V (Petrol)	TPS013	TTS046	TCS029	-	TBS016	-	
NSX	NB	04/97	03/02	3.2L (CA32A1)	DOHC 24V (Petrol)	TPS013	TTS046	TCS029	-	TBS016	-	
NSX	NB	04/97	01/05	3.2L (C32B2)	DOHC 24V (Petrol)	TPS013	TTS013	TCS029	-	TBS016	-	
Odyssey	RA1	06/95	12/97	2.2L (F22B3, 6)	SOHC 16V (Petrol)	TPS014	TTS013	TCS029	TFS129 TFS130	TBS016 TBS101	TRS004	Check illustrations for correct application

Make and Model		Year		Engine		Part Number						Notes
		Start	Finish	Size & Model	Cam & Valves	Oil Pressure	Water Temp	Coolant Sensor	Fan Switch	Stop Light	Reverse Light	
Honda cont.												
Odyssey	RA3	01/98	04/00	2.3L (F23A1, 7)	SOHC 16V (Petrol)	TPS013	TTS013	-	TFS130	TBS016	TRS004	
Odyssey	RA6	04/00	05/04	2.3L (F23Z4)	SOHC 16V (Petrol)	-	-	-	TFS130	-	-	
Odyssey	RA	12/97	01/01	2.3L (F23A)	SOHC 16V (Petrol)	TPS014	TTS013	TCS029	TFS129 TFS130	TBS101	-	Check illustrations for correct application
Odyssey	MY06	07/06	03/09	2.4L (K24A6)	DOHC 16V (Petrol)	-	-	TCS166	-	-	-	
Odyssey	RA	12/97	01/07	3.0L (J30A)	SOHC 24V (Petrol)	-	-	-	TFS130	-	-	
Orthia	EL	01/96	01/01	2.0L (B20B)	DOHC 16V (Petrol)	-	-	-	TFS130 TFS131	-	-	Check illustrations for correct application
Prelude	AB7	01/83	12/85	1.8L (ES)	SOHC 12V (Petrol)	TPS013	TTS003	-	TFS123	TBS024	TRS008	
Prelude	BA3	01/86	09/87	2.0L (A20A4)	SOHC 12V (Petrol)	TPS013	TTS003	TCS029	TFS124	TBS024	TRS008	
Prelude	BA4, BA5	08/87	12/91	2.0L (B20A6)	DOHC 16V (Petrol)	TPS014 TPS015	TTS013	TCS029	TFS124	TBS016	-	Check illustrations for correct application
Prelude	BA8	12/91	12/96	2.2L (F22A1)	DOHC 16V (Petrol)	TPS014	TTS013	TCS029	TFS127 TFS129	TBS016	TRS004	TFS127 located in thermostat housing
Prelude	BB2	12/91	12/94	2.3L (H23A1)	DOHC 16V (Petrol)	TPS014	TTS013	TCS029	TFS127 TFS129	TBS016	TRS004	TFS127 located in thermostat housing
Prelude	BB5	01/97	07/02	2.2L (F22Z6)	DOHC 16V (Petrol)	TPS014	TTS013	TCS029	TFS127	-	TRS112	
Prelude	BB6, VTi-R	01/97	07/02	2.2L (H22A4)	DOHC 16V (Petrol)	TPS013	TTS013	TCS029	TFS127	-	TRS112	
Prelude	BB, VTi-R	11/98	07/02	2.2L (H22Z1)	DOHC 16V (Petrol)	TPS013	TTS013	TCS029	-	-	TRS112	
Prelude	BB1, VTi-R	02/94	12/96	2.2L (H22A1)	DOHC 16V (Petrol)	TPS013	TTS013	-	TFS127	TBS015 TBS016	TRS004	Check illustrations for correct application
S2000		08/99	07/09	2.0L (F20C1)	DOHC 16V (Petrol)	TPS013	-	TCS029	TFS130	-	-	
Stream	RN	01/00	01/05	1.7L (D17A)	SOHC 16V (Petrol)	TPS014	-	TCS166	TFS130	TBS102 TBS107	TRS009	Check illustrations for correct application
Stream	RN	05/01	01/04	2.0L (K20A)	DOHC 16V (Petrol)	TPS014	-	TCS166	TFS130	TBS102 TBS107	TRS075	Check illustrations for correct application
HSV												
Avalanche	VYII	12/03	04/06	5.7L (LS1 Gen III)	OHV 16V (Petrol)	TPS071	-	TCS090	-	TBS037 TBS061	TRS056	TBS061 suits models with cruise control
Clubsport	VP (5000i)	05/93	12/93	5.0L (304)	OHV 16V (Petrol)	TPS064	TTS062	TCS040	-	TBS037 TBS061	TRS054	TBS061 suits models with cruise control
Clubsport	VR (5.0i)	08/93	04/95	5.0L (304)	OHV 16V (Petrol)	TPS064	-	TCS040	-	TBS037 TBS061	TRS054	TBS061 suits models with cruise control
Clubsport	VS (Series I&II)	03/95	08/97	5.0L (304)	OHV 16V (Petrol)	TPS064	-	TCS040	-	TBS037 TBS061	TRS026	TBS061 suits models with cruise control
Clubsport	VT, VX, VY	07/99	01/04	5.7L (LS1 C4B, Gen III)	OHV 16V (Petrol)	TPS071	-	TCS090	-	TBS037 TBS061	TRS056	TBS061 suits models with cruise control
Clubsport	VZ	10/04	07/06	6.0L (LS2)	OHV 16V (Petrol)	TPS071	-	TCS090	-	TBS065 TBS132	TRS056	TBS132 suits models with cruise control
Clubsport R8	VX, VY	09/00	09/04	5.7L (LS1 Gen III)	OHV 16V (Petrol)	TPS071	-	TCS090	-	TBS037 TBS061	TRS056	TBS061 suits models with cruise control
Clubsport R8	VE	08/06	03/08	6.0L (LS2)	OHV 16V (Petrol)	TPS071	-	TCS090	-	TBS138	TRS121	

Make and Model		Year		Engine		Part Number						Notes
		Start	Finish	Size & Model	Cam & Valves	Oil Pressure	Water Temp	Coolant Sensor	Fan Switch	Stop Light	Reverse Light	
HSV cont.												
Clubsport R8	VE (R8)	04/08	06/09	6.2L (LS3)	OHV 16V (Petrol)	TPS071	-	TCS090	-	TBS138	TRS121	
Clubsport R8	VE (R8)	06/09	06/13	6.2L (LS3)	OHV 16V (Petrol)	TPS146	-	TCS090	-	TBS138	TRS121	
Clubsport R8	VE (Dual Fuel)	09/10	06/13	6.2L (LS3)	OHV 16V (Petrol)	TPS146	-	TCS090	-	TBS138	TRS121	
Coupe	VZ	07/06	11/07	6.0L (LS2)	OHV 16V (Petrol)	TPS071	-	TCS090	-	TBS065 TBS132	TRS056	TBS132 suits models with cruise control
Coupe 4	VZ	07/04	04/06	5.7L (LS1 Gen III)	OHV 16V (Petrol)	TPS071	-	TCS090	-	TBS065	TRS056	
Coupe GTO	VZ	12/01	12/06	5.7L , 6.0L (LS1 Gen III, LS2)	OHV 16V (Petrol)	TPS071	-	TCS090	-	TBS065 TBS132	TRS056	TBS132 suits models with cruise control
Coupe GTO	V2	01/06	01/07	6.0L (LS2)	OHV 16V (Petrol)	TPS071	-	TCS090	-	TBS065 TBS132	TRS056	TBS132 suits models with cruise control
Coupe GTS	VZ	12/01	09/04	5.7L (LS1 Gen III)	OHV 16V (Petrol)	TPS071	-	TCS090	-	TBS065 TBS132	TRS056	TBS132 suits models with cruise control
Grange	VS (185i)	10/96	12/98	5.0L (304)	OHV 16V (Petrol)	TPS064	-	TCS040	-	TBS037 TBS061	TRS026	TBS061 suits models with cruise control
Grange	WH, WK	07/99	09/04	5.7L (LS1 Gen III)	OHV 16V (Petrol)	TPS071	-	TCS090	-	TBS037 TBS061	-	TBS061 suits models with cruise control
Grange	WM	01/07	01/08	3.6L (H7)	DOHC 24V (Petrol)	-	-	-	-	TBS138	-	
Grange	WM	08/06	06/13	6.0L, 6.2L (L76, L98, LS2, 3)	OHV 16V (Petrol)	TPS071	-	TCS090	-	TBS138	TRS121	
GTS	VR, VS	01/93	08/97	5.0L, 5.7L (304, 304 stroker)	OHV 16V (Petrol)	TPS064	-	TCS040	-	TBS037 TBS061	TRS026 TRS054	Check illustrations for correct application
GTS	VT (5.0i)	01/97	01/00	5.0L (304)	OHV 16V (Petrol)	TPS064	TTS062	TCS040	-	TBS037 TBS061	-	TBS061 suits models with cruise control
GTS	VT, VX, VY	09/97	09/04	5.7L (LS1 Gen III)	OHV 16V (Petrol)	TPS071	-	TCS090	-	TBS037 TBS061	TRS056	TBS061 suits models with cruise control
GTS	VE	01/06	06/09	6.0L, 6.2L (LS2, 3)	OHV 16V (Petrol)	TPS071	-	TCS090	-	TBS138	TRS121	
GTS	VE	06/09	06/13	6.0L, 6.2L (LS2, 3)	OHV 16V (Petrol)	TPS146	-	TCS090	-	TBS138	TRS121	
GTS	VE (Dual Fuel)	09/10	06/13	6.2L (LS3)	OHV 16V (Petrol)	TPS146	-	TCS090	-	TBS138	TRS121	
Maloo	VS	04/95	10/00	5.0L (304)	OHV 16V (Petrol)	TPS064	-	TCS040	-	TBS037 TBS061	TRS026 TRS054	Check illustrations for correct application
Maloo	VY	10/02	12/04	5.7L (LS1 CB4, Gen III)	OHV 16V (Petrol)	TPS071	-	TCS090	-	TBS037 TBS061	TRS056	TBS061 suits models with cruise control
Maloo GXP	VE	02/10	08/11	6.2L (LS3)	OHV 16V (Petrol)	TPS146	-	TCS090	-	TBS138	TRS121	
Maloo R8	VU	03/01	09/02	5.7L (LS1)	OHV 16V (Petrol)	TPS071	-	TCS090	-	TBS061	TRS056	
Maloo R8	VZ	10/04	09/07	6.0L (LS2)	OHV 16V (Petrol)	TPS071	-	TCS090	-	TBS065 TBS132	TRS056	TBS132 suits models with cruise control
Maloo R8	VE	01/06	06/09	6.0L, 6.2L (LS2, 3)	OHV 16V (Petrol)	TPS071	-	TCS090	-	TBS138	TRS121	
Maloo R8	VE	06/09	06/13	6.2L (LS3)	OHV 16V (Petrol)	TPS146	-	TCS090	-	TBS138	TRS121	
Maloo R8	VE3 (incl. Dual Fuel)	09/10	06/13	6.2L (LS3)	OHV 16V (Petrol)	TPS146	-	TCS090	-	TBS138	TRS121	
Manta	VS	04/95	08/97	5.0L (304)	OHV 16V (Petrol)	TPS064	-	TCS040	-	TBS037 TBS061	TRS026 TRS054	Check illustrations for correct application

Make and Model		Year		Engine		Part Number						Notes
		Start	Finish	Size & Model	Cam & Valves	Oil Pressure	Water Temp	Coolant Sensor	Fan Switch	Stop Light	Reverse Light	
HSV cont.												
Manta	VT	09/97	01/99	5.0L (304)	OHV 16V (Petrol)	TPS064	TTS062	TCS040	-	TBS037 TBS061	-	TBS061 suits models with cruise control
Senator	VR	08/93	04/95	5.0L, 5.7L (304, 304 stroker)	OHV 16V (Petrol)	TPS064	-	TCS040	-	TBS037 TBS061	TRS054	TBS061 suits models with cruise control
Senator	VS	04/95	08/97	5.0L, 5.7L (304, 304 stroker)	OHV 16V (Petrol)	TPS064	-	TCS040	-	TBS037 TBS061	TRS026 TRS054	Check illustrations for correct application
Senator	VT, VX, VY	09/97	09/02	5.7L (LS1 Gen III)	OHV 16V (Petrol)	TPS071	-	TCS090	-	TBS037 TBS061	TRS056	TBS061 suits models with cruise control
Senator	VZ	10/04	07/06	6.0L (LS2)	OHV 16V (Petrol)	TPS071	-	TCS090	-	TBS065 TBS132	TRS056	TBS132 suits models with cruise control
Senator	VE	08/06	06/09	6.0L, 6.2L (LS2, 3)	OHV 16V (Petrol)	TPS071	-	TCS090	-	TBS138	TRS121	
Senator	VE	06/09	06/13	6.2L (LS3)	OHV 16V (Petrol)	TPS146	-	TCS090	-	TBS138	TRS121	
Senator	VE (LPG)	09/10	06/13	6.2L (LS3)	OHV 16V (LPG)	TPS146	-	TCS090	-	TBS138	TRS121	
SV300	VX	09/01	12/01	5.7L (LS1 Gen III)	OHV 16V (Petrol)	TPS071	-	TCS090	-	TBS037 TBS061	TRS056	TBS061 suits models with cruise control
SV6000	VZ	08/05	04/06	6.0L (LS2)	OHV 16V (Petrol)	TPS071	-	TCS090	-	TBS065 TBS132	TRS056	TBS132 suits models with cruise control
SV99	VT	07/99	04/00	5.7L (LS1 Gen III)	OHV 16V (Petrol)	TPS071	-	TCS090	-	TBS037 TBS061	TRS056	TBS061 suits Gauge
VXR	AH	09/06	09/09	2.0L (Z20LEH)	DOHC 16V (Petrol)	TPS038	-	TCS102	-	TBS082	TRS090	
XU8	VT	01/99	06/99	5.0L (304)	OHV 16V (Petrol)	TPS064	TTS062	TCS040	-	TBS037 TBS061	-	TBS061 suits models with cruise control
Hummer												
H3		10/07	06/10	3.7L (M74 Vortec)	DOHC VVT 20V (Petrol)	TPS146	-	-	-	-	-	
Hyundai												
Accent	1.3i	01/94	01/99	1.3L (G4EH)	SOHC 12V (Petrol)	TPS008	TTS001	TCS040	TFS227	TBS012	TRS016 TRS076	Check illustrations for correct application
Accent	1.5i	01/94	01/00	1.5L (G4EK)	SOHC 12V (Petrol)	TPS008	-	TCS040	-	TBS012	TRS016 TRS076	Check illustrations for correct application
Accent	LC	01/99	08/02	1.3L (G4EA)	SOHC 12V (Petrol)	TPS008	-	TCS169	TFS227	TBS012	TRS016 TRS076	Check illustrations for correct application
Accent	LC	08/02	12/02	1.3L (G4EA)	SOHC 12V (Petrol)	-	-	-	TFS235	-	TRS016	Check illustrations for correct application
Accent	LC	01/99	03/03	1.5L (G4EB, C)	DOHC 16V (Petrol)	TPS008	TTS001 TTS072	-	-	TBS012	TRS016 TRS076	Check illustrations for correct application
Accent	1.5L (TD)	01/06	01/07	1.5L (D4FA)	DOHC 16V (Diesel)	TPS101	-	TCS169	-	TBS078	TRS095	
Accent	LC	09/03	04/06	1.6L (G4EC2)	DOHC 16V (Petrol)	TPS008	TTS001 TTS072	-	-	TBS012	TRS016	Check illustrations for correct application
Accent	MC	04/06	04/10	1.6L (G4ED5)	DOHC 16V (Petrol)	TPS008	-	TCS169	-	TBS078	TRS095	
Accent	RB	07/11	06/13	1.6L (G4FC)	DOHC 16V (Petrol)	TPS101	-	TCS169	-	TBS140	TRS096	
Accent	RB (CRDi)	01/12	06/13	1.6L (D4FB)	DOHC 16V (Diesel)	TPS101	-	TCS169	-	TBS140	TRS088 TRS096	Check illustrations for correct application

Make and Model		Year		Engine		Part Number						Notes
		Start	Finish	Size & Model	Cam & Valves	Oil Pressure	Water Temp	Coolant Sensor	Fan Switch	Stop Light	Reverse Light	
Hyundai cont.												
Atoz	1.0i	01/97	01/00	1.0L (G4HC)	SOHC 12V (Petrol)	TPS008 TPS013	-	-	-	TBS012	-	Check illustrations for correct application
Atoz	1.0i	01/00	01/03	1.0L (G4HC)	SOHC 12V (Petrol)	TPS101	-	-	-	TBS012	-	
Coupe	SX, FX, SFX	07/96	08/99	1.8, 2.0L (G4GM, FT)	DOHC 16V (Petrol)	TPS007	TTS001	TCS040	-	-	TRS016	
Coupe	SX, FX, SFX	07/96	04/02	1.8, 2.0L (G4GM, FT)	DOHC 16V (Petrol)	TPS007 TPS008	TTS001	TCS040	-	TBS006 TBS012 TBS020	TRS076	Check illustrations for correct application
Elantra	XD (Lavita)	10/00	09/03	1.6L (G4ED)	DOHC 16V (Petrol)	TPS008	TTS072	-	-	TBS127	TRS016 TRS076	Check illustrations for correct application
Elantra	XD, FC (Lavita)	10/00	05/04	1.8L (G4GB)	DOHC 16V (Petrol)	TPS007 TPS008	-	TCS169	-	TBS078 TBS127	TRS016 TRS076	Check illustrations for correct application
Elantra	XD	11/00	02/07	2.0L (G4GC)	DOHC 16V (Petrol)	TPS008	-	TCS169	-	TBS078 TBS127	TRS016	Check illustrations for correct application
Elantra	HD	09/06	05/11	2.0L (G4GC6)	DOHC 16V (Petrol)	TPS008	-	TCS169	-	TBS078 TBS127 TBS128	TRS095 TRS096	Check illustrations for correct application
Elantra	MD	06/11	06/13	1.8L (G4NBB)	DOHC 16V (Petrol)	TPS101	-	TCS169	-	TBS078 TBS140	TRS096	Check illustrations for correct application
Excel	X1	02/86	12/89	1.5L (G4AJ)	SOHC 8V (Petrol)	TPS007	TTS017	-	TFS132	TBS006	TRS016	Check illustrations for correct application
Excel	X2	01/90	11/94	1.5L (G4DJ)	SOHC 8V (Petrol)	TPS007	TTS001 TTS004	TCS030	TFS132	TBS006	TRS016	Check illustrations for correct application
Excel	X3 (SOHC)	09/94	04/98	1.5L (G4EKR)	SOHC 12V (Petrol)	TPS008	TTS001	TCS040	TFS132	TBS012	TRS016	
Excel	X3 (DOHC)	01/98	06/00	1.5L (G4FKR)	DOHC 16V (Petrol)	TPS008	TTS001	TCS040 TCS199	TFS132	TBS012	TRS016 TRS076	Check illustrations for correct application
Getz	TB	09/02	10/05	1.3L (G4EA2)	SOHC 12V (Petrol)	TPS008	TTS001	TCS169	-	TBS012	TRS016	
Getz	TB	09/02	09/03	1.5L (G4EC2)	DOHC 16V (Petrol)	TPS007	-	-	-	-	-	
Getz	TB	09/02	08/11	1.4L, 1.5L 1.6L (G4EE, EC, ED)	DOHC 16V (Petrol)	TPS008	TTS072	-	-	TBS012	TRS016	
Getz	TB BT51V	10/06	08/11	1.5L (D4FA)	DOHC 16V (Diesel)	TPS101	-	TCS169	-	TBS078	-	
Grandeur	XG (3.0L, 3.5L)	01/99	01/04	3.0L, 3.5L (G6CTX, G6CU)	DOHC 24V (Petrol)	TPS013	-	TCS169	-	TBS078 TBS127	-	Check illustrations for correct application
Grandeur	XG (2.5i)	01/03	01/06	2.5L (G6BV)	DOHC 24V (Petrol)	TPS101	-	TCS169	-	TBS078 TBS127	-	Check illustrations for correct application
Grandeur	TG	01/05	01/11	3.3L, 3.8L (G6DB, Lambda)	DOHC 24V (Petrol)	TPS101	-	TCS169	-	TBS078	-	Check illustrations for correct application
Grandeur	TG (CRDi)	11/08	01/11	2.2L (D4EB)	DOHC 16V (Diesel)	TPS101	-	TCS169	-	TBS078	-	Check illustrations for correct application
H100	GD37B, XKN7B	01/97	12/01	2.6L (D4BB)	SOHC 8V (Diesel)	TPS008	-	-	-	TBS012	-	
i20	PB	07/10	06/13	1.4L, 1.6L (G4FA, FC)	DOHC 16V (Petrol)	TPS101	-	TCS169	-	TBS127	TRS096	

Make and Model		Year		Engine		Part Number						Notes
		Start	Finish	Size & Model	Cam & Valves	Oil Pressure	Water Temp	Coolant Sensor	Fan Switch	Stop Light	Reverse Light	
Hyundai cont.												
i30	FD	01/08	01/10	1.6L (G4FC)	DOHC VVT 16V (Petrol)	TPS101	-	TCS169	-	TBS078 TBS127 TBS128	TRS095	Check illustrations for correct application
i30	FD	01/10	04/12	1.6L (G4FC)	DOHC VVT 16V (Petrol)	TPS101	-	TCS169	-	TBS078 TBS127 TBS128	TRS096	Check illustrations for correct application
i30, i30cw	FD (CRDi)	10/07	02/10	1.6L (D4FB)	DOHC 16V (Diesel)	TPS101	-	TCS169	-	TBS078 TBS128	TRS095	Check illustrations for correct application
i30, i30cw	FD (CRDi)	02/10	04/12	1.6L (D4FB)	DOHC 16V (Diesel)	TPS101	-	TCS169	-	TBS078 TBS128	TRS088 TRS096	Check illustrations for correct application
i30, i30cw	FD	10/07	07/09	2.0L (G4GC)	DOHC 16V (Petrol)	TPS008	-	TCS169	-	TBS078 TBS127 TBS128	TRS095	Check illustrations for correct application
i30, i30cw	FD	07/09	04/12	2.0L (G4GC)	DOHC 16V (Petrol)	TPS008	-	TCS169	-	TBS078 TBS127 TBS128	TRS096	Check illustrations for correct application
i30	GD	05/12	06/13	1.6L, 1.8L (D4FB, G4NB)	DOHC 16V (Diesel, Petrol)	TPS101	-	TCS169	-	TBS140	TRS088 TRS096	Check illustrations for correct application
i40	VF	10/11	06/13	1.7L, 2.0L (D4FD, G4NC)	DOHC 16V (Diesel, Petrol)	TPS101	-	TCS169	-	TBS140	TRS096	
i45	YF	05/10	06/13	2.0L, 2.4L (G4KD, G4KJ)	DOHC 16V (Petrol)	TPS101	-	TCS139	-	TBS127 TBS140	TRS096	Check illustrations for correct application
iLoad, iMax	TQ	02/08	06/13	2.4L (G4KG8)	DOHC 16V (Petrol)	TPS101	-	-	-	TBS078 TBS127	TRS096	Check illustrations for correct application
iLoad, iMax	TQ (CRDi)	02/08	06/13	2.5L (D4CB)	DOHC 16V (Diesel)	TPS101	-	TCS169	-	TBS078	TRS096	
iX35	LM (CRDi)	02/10	06/13	2.0L (D4HA)	DOHC VVT 16V (Diesel)	TPS101	-	TCS169	-	TBS078	-	
iX35	LM	02/10	06/13	2.0L (G4KD)	DOHC 16V (Petrol)	TPS101	-	TCS139	-	TBS078	TRS016	
iX35	LM	02/10	06/13	2.4L (G4KG)	DOHC 16V (Petrol)	TPS101	-	TCS139	-	TBS078	-	
Lantra	J1 KF31R	05/91	10/92	1.6L (G4CR)	DOHC 16V (Petrol)	TPS008	TTS004	TCS030	TFS134	TBS006 TBS012 TBS020	TRS016	Check illustrations for correct application
Lantra	J1	11/92	08/94	1.8L (G4CNM)	DOHC 16V (Petrol)	TPS008	TTS001	TCS030	TFS227 TFS239	TBS006 TBS012 TBS020	TRS016	Check illustrations for correct application
Lantra	J	08/94	08/95	1.8L (G4CNM)	DOHC 16V (Petrol)	TPS008	TTS001	TCS050	TFS227 TFS239	TBS006 TBS012 TBS020	TRS016	Check illustrations for correct application
Lantra	J2, J3	08/95	10/00	1.6L (G4GR)	DOHC 16V (Petrol)	TPS008	TTS001	TCS040	-	TBS006 TBS012 TBS020	TRS016 TRS076	Check illustrations for correct application
Lantra	J2, J3	08/95	12/00	1.8L (G4GMR)	DOHC 16V (Petrol)	TPS008	TTS001	TCS040	TFS133	TBS006 TBS012 TBS020	TRS016 TRS076	Check illustrations for correct application

Make and Model		Year		Engine		Part Number						Notes
		Start	Finish	Size & Model	Cam & Valves	Oil Pressure	Water Temp	Coolant Sensor	Fan Switch	Stop Light	Reverse Light	
Hyundai cont.												
Lantra	J2, J3	01/97	12/00	2.0L (G4GF, V, MS)	DOHC 16V (Petrol)	-	TTS001	TCS040	-	TBS006 TBS012 TBS020	TRS016 TRS076	Check illustrations for correct application
S Coupe	UE2, UE3	07/90	12/92	1.5L (G4DJ)	SOHC 8V (Petrol)	TPS008	TTS004	TCS030 TCS040	TFS134	TBS006 TBS012 TBS020	TRS016	Check illustrations for correct application
S Coupe	UE3, UE4	10/92	12/96	1.5L (G4EKM, T, T2)	SOHC 12V (Petrol)	TPS008	TTS004	TCS030 TCS040	-	TBS006 TBS020	TRS016	Check illustrations for correct application
Santa Fe	SM	10/00	10/03	2.4L (G4JS)	DOHC 16V (Petrol)	TPS008	-	TCS169	-	TBS012 TBS078	-	Check illustrations for correct application
Santa Fe	SM(V6)	10/00	10/04	2.7L (G6EAY)	DOHC 24V (Petrol)	TPS008 TPS101	-	TCS169	-	TBS012 TBS078	-	Check illustrations for correct application
Santa Fe	SM (V6)	10/04	04/06	2.7L (G6EAY)	DOHC 24V (Petrol)	TPS101	-	TCS169	-	TBS012 TBS078	TRS096	Check illustrations for correct application
Santa Fe	CM	05/06	10/09	2.7L (G6EA5)	DOHC 24V (Petrol)	TPS101	-	TCS169	-	TBS078	TRS096	
Santa Fe	CM (CRDi)	11/06	10/09	2.2L (D4EB6)	SOHC 16V (Diesel)	TPS101	-	TCS169	-	TBS078	TRS096	
Santa Fe	CM	07/07	11/08	3.3L (G6DB)	DOHC 24V (Petrol)	TPS101	-	TCS169	-	TBS078	-	
Sonata	AF21D	01/89	12/90	1.8L (G62B)	SOHC 8V (Petrol)	-	-	-	TFS133	-	-	
Sonata	AF2, AF3	03/89	01/92	2.4L (G4CSK)	SOHC 8V (Petrol)	TPS007	TTS001	TCS030	TFS133	TBS006	TRS016 TRS029	Check illustrations for correct application
Sonata	AF	03/90	09/90	3.0L (G6AT)	SOHC 12V (Petrol)	TPS008	TTS004	TCS030	TFS133 TFS239	TBS006 TBS020	-	Check illustrations for correct application
Sonata	AF	09/90	10/93	3.0L (G6AT)	SOHC 12V (Petrol)	TPS008	TTS001	TCS030	TFS133 TFS239	TBS006 TBS020	-	Check illustrations for correct application
Sonata	Y2	04/90	09/90	3.0L (G6AT)	SOHC 12V (Petrol)	TPS008	TTS004	TCS030	TFS133 TFS239	TBS006 TBS020	TRS016	Check illustrations for correct application
Sonata	Y2	09/90	01/93	3.0L (G6AT)	SOHC 12V (Petrol)	TPS008	TTS001	TCS030	TFS133 TFS239	TBS006 TBS020	TRS016	Check illustrations for correct application
Sonata	Y3	10/93	08/98	2.0L (G4CPP)	DOHC 16V (Petrol)	TPS008	TTS001	TCS030 TCS050	-	TBS020	TRS016	Check illustrations for correct application
Sonata	Y3	10/93	08/98	3.0L (G6ATP/S)	SOHC 12V (Petrol)	TPS010	TTS001	TCS030	-	TBS020	TRS016	
Sonata	EM3, EF	08/98	10/01	2.0L (G4JPV)	DOHC 16V (Petrol)	TPS008	TTS001	TCS055 TCS169	-	TBS078 TBS127	TRS076	Check illustrations for correct application
Sonata	EF	08/98	10/01	2.5L (G6BVV)	DOHC 24V (Petrol)	TPS008	TTS001	TCS055	-	TBS078 TBS127	TRS076	Check illustrations for correct application
Sonata	EF-B	10/01	06/05	2.4L (G4JS)	DOHC 16V (Petrol)	TPS008 TPS101	TTS001	TCS169	-	TBS078 TBS127	TRS016	Check illustrations for correct application
Sonata	EF-B	10/01	06/05	2.7L (G6BA)	DOHC 24V (Petrol)	TPS008 TPS101	-	TCS169	-	TBS078 TBS127	TRS016	Check illustrations for correct application
Sonata	NF	06/05	05/08	2.4L 4Cyl, 3.3L V6	DOHC (Petrol)	TPS101	-	TCS169	-	TBS078 TBS127	TRS096	Check illustrations for correct application
Sonata	NF (CRDi)	06/08	04/10	2.0L (D4EA)	DOHC VVT 16V (Diesel)	TPS101	-	TCS169	-	TBS078 TBS127	TRS096	Check illustrations for correct application

Make and Model		Year		Engine		Part Number						Notes
		Start	Finish	Size & Model	Cam & Valves	Oil Pressure	Water Temp	Coolant Sensor	Fan Switch	Stop Light	Reverse Light	
Hyundai cont.												
Sonata	NF	06/08	04/10	2.4L (G4KE)	DOHC VVT 16V (Petrol)	TPS101	-	TCS139	-	TBS078 TBS127	TRS096	Check illustrations for correct application
Terracan	HP	11/01	07/08	3.5L (G6CU)	DOHC 24V (Petrol)	TPS080 TPS101	-	TCS169	-	TBS078 TBS127	TRS096	Check illustrations for correct application
Terracan	HP (CRDi)	01/05	07/08	2.9L (J3)	DOHC 16V (Diesel)	TPS101	TTS013	-	-	TBS078	TRS096	
Tiburon	GK	03/02	04/04	2.0L (G4GC)	DOHC 16V (Petrol)	TPS008	-	TCS169	-	TBS078 TBS127	TRS016 TRS080	Check illustrations for correct application
Tiburon	GK	03/02	01/07	2.7L (G6BA)	DOHC 24V (Petrol)	TPS008 TPS101	-	TCS169	-	TBS078 TBS127	TRS016 TRS080	Check illustrations for correct application
Tiburon	GK	02/07	10/10	2.7L (G6BA)	DOHC 24V (Petrol)	TPS008 TPS101	-	-	-	TBS078 TBS127	TRS016 TRS080	Check illustrations for correct application
Trajet	2.0i	01/01	12/03	2.0L (G4JP)	DOHC 16V (Petrol)	TPS008	-	TCS169	-	TBS078 TBS127	-	Check illustrations for correct application
Trajet	2.7i	06/02	01/07	2.7L	DOHC 24V (Petrol)	TPS008 TPS101	-	TCS169	-	TBS078 TBS127	-	Check illustrations for correct application
Tucson	JN	08/04	01/10	2.7L (G6BA3)	DOHC 24V (Petrol)	TPS101	-	TCS169	-	TBS078 TBS127	TRS016	Check illustrations for correct application
Tucson	JN	11/05	01/10	2.0L (G4GC)	DOHC 16V (Petrol)	TPS008	-	TCS169	-	TBS078 TBS127	TRS016	Check illustrations for correct application
Tucson	JN (2.0d)	01/06	06/13	2.0L (D4EA)	DOHC VVT 16V (Diesel)	TPS101	-	TCS169	-	TBS078	TRS016 TRS096	Check illustrations for correct application
Veloster	FS	02/12	06/13	1.6L (G4FD)	DOHC 16V (Petrol)	TPS101	-	TCS169	-	TBS140	TRS096	
Isuzu												
Bighorn	2.2D (UBS52)	01/81	12/95	2.2L (C223)	OHV 8V (Diesel)	TPS006	-	-	-	-	TRS028	
Bighorn	2.2TD (UBS52)	01/84	12/89	2.2L (C223T)	OHV 8V (Diesel)	TPS006	TTS014	-	-	TBS016	TRS028	Check illustrations for correct application, TBS016 (4 pin) models with cruise control
Bighorn	2.8TD (UBS55)	01/87	12/92	2.8L (4JB1T)	OHV 8V (Diesel)	TPS006	TTS014	-	-	TBS007 TBS016	TRS028	Check illustrations for correct application
Bighorn	3.0TD (UBS73)	01/98	12/01	3.0L (4JX1T)	DOHC 16V (Diesel)	TPS006	TTS014	-	-	TBS007	TRS114	
Bighorn	3.1TD (UBS69)	12/91	02/98	3.1L (4JG2T)	OHV 8V (Diesel)	TPS006	TTS014	TCS050	-	TBS007	TRS028	
Bighorn	3.2L V6 (UBS25)	11/91	02/98	3.2L (6VD1)	DOHC 24V (Petrol)	TPS014	TTS001	TCS070	-	TBS016	-	Check illustrations for correct application, TBS016 (4 pin) models with cruise control
Bighorn	3.5L V6 (UBS26)	01/97	12/01	3.5L (6VE1)	DOHC 24V (Petrol)	TPS014	TTS004	TCS070	-	TBS007	TRS114	
D-Max	3.0TD (TFR85)	10/08	06/13	3.0L (4JJ1)	SOHC 8V (Diesel)	TPS139	-	TCS170	-	TBS120 TBS146	-	TBS120 (4 Terminal), TBS146 (2 terminal)
D-Max	3.0TD (TFR85)	10/08	06/13	3.0L (4JJ1-TC)	DOHC 16V (Diesel)	TPS139	-	TCS170	-	TBS120 TBS146	-	TBS120 (4 Terminal), TBS146 (2 terminal)
Jaguar												
S Type	2.5 (V6)	07/02	07/04	2.5L (AJ-V6)	DOHC 24V (Petrol)	TPS058	-	TCS085	-	TBS119	TRS034	
S Type	2.7 D	03/06	05/08	2.7L (AJD27)	DOHC 24V (Diesel)	-	-	-	-	TBS119	TRS034	
S Type	3.0 (V6)	05/99	05/08	3.0L (AJ30)	DOHC 24V (Petrol)	TPS058	-	TCS085	-	TBS119	TRS034	
S Type	V8	03/99	07/02	4.0L	DOHC 32V (Petrol)	-	-	TCS124	-	TBS119	TRS034	

Make and Model		Year		Engine		Part Number						Notes
		Start	Finish	Size & Model	Cam & Valves	Oil Pressure	Water Temp	Coolant Sensor	Fan Switch	Stop Light	Reverse Light	
Jaguar cont.												
S Type		07/02	05/08	4.2L	DOHC 32V (Petrol)	-	-	TCS118 TCS124	-	TBS119	TRS034	Check illustrations for correct application
Sovereign		02/86	12/89	5.3L (7P)	SOHC 24V (Petrol)	-	TTS029	-	-	-	-	
X Type	X400	06/02	06/13	2.1L (AJ20)	DOHC 24V (Petrol)	TPS058	-	TCS085 TCS118	-	TBS046 TBS074 TBS081 TBS119	-	Check illustrations for correct application
X Type	X400 (Turbo Diesel)	04/08	06/10	2.2L (BG)	DOHC 16V (Diesel)	TPS057	-	-	-	TBS046 TBS074 TBS081 TBS119	-	Check illustrations for correct application
X Type	X400	10/01	02/05	2.5L (AJ25)	DOHC 24V (Petrol)	TPS058	-	TCS085 TCS118	-	TBS046 TBS074 TBS081 TBS119	-	Check illustrations for correct application
X Type	X400	10/01	03/08	3.0L (AJ30)	DOHC 24V (Petrol)	TPS058	-	TCS085 TCS118	-	TBS046 TBS074 TBS081 TBS119	-	Check illustrations for correct application
XF	Luxury (Twin Turbo)	06/08	07/09	2.7L (AJD27)	DOHC 24V (Diesel)	-	-	-	-	TBS112	-	
XF	Luxury	06/08	10/11	3.0L (AJ30)	DOHC VVT 24V (Petrol)	-	-	TCS085	-	TBS112	-	
XF	Turbo Diesel	08/09	10/11	3.0L (AJV6D)	DOHC VVT 24V (Diesel)	-	-	-	-	TBS112	-	
XF		06/08	07/09	4.2L (AJ34)	DOHC 32V (Petrol)	-	-	TCS085	-	TBS112	-	
XF		08/09	06/13	5.0L (5.0L)	DOHC 32V (Petrol)	-	-	TCS085	-	TBS112	-	
XJ		01/10	06/13	3.0L, 5.0L		-	-	-	-	TBS112	-	
XJ6	X350	03/07	03/10	2.7L (ELD11)	DOHC 24V (Diesel)	-	-	-	-	TBS119	-	
XJ6	Ser.1	04/69	12/73	2.8L (7G)	Petrol	-	-	-	TFS179	-	-	
XJ6	X350 (V6)	03/04	06/08	3.0L (AJ-V6)	DOHC 24V (Petrol)	TPS058	-	TCS085 TCS124	-	TBS119	-	
XJ6		10/94	01/97	3.2L (9HP)	DOHC 24V (Petrol)	-	-	TCS128	-	-	-	
XJ6		11/94	10/97	4.0L (9JP)	DOHC 24V (Petrol)	-	-	TCS128	-	-	-	
XJ6	Series 1	01/69	12/74	4.2L	Petrol	-	-	-	TFS179	-	-	
XJ6	Series 2 & 3	01/74	03/87	4.2L	Petrol	-	TTS029	-	TFS179	-	-	
XJ8		11/97	06/03	3.2L (AJ32)	DOHC 32V (Petrol)	-	-	TCS085 TCS118	-	-	-	Check illustrations for correct application
XJ8		06/03	09/10	3.5L	DOHC 32V (Petrol)	-	-	TCS118 TCS124	-	TBS119	-	Check illustrations for correct application
XJ8	X300	11/97	06/03	4.0L (AJ26)	DOHC 32V (Petrol)	-	-	TCS085 TCS118	-	-	-	Check illustrations for correct application
XJ8	X350	06/03	01/08	4.2L (AJ34)	DOHC 32V (Petrol)	-	-	TCS118 TCS124	-	TBS119	-	Check illustrations for correct application

Make and Model		Year		Engine		Part Number						Notes
		Start	Finish	Size & Model	Cam & Valves	Oil Pressure	Water Temp	Coolant Sensor	Fan Switch	Stop Light	Reverse Light	
Jaguar cont.												
XJ12		04/74	12/95	5.3L, 6.0L	SOHC (Petrol)	-	TTS029	-	-	-	-	
XJC		01/70	12/84	4.2L	Petrol	-	-	-	TFS179	-	-	
XJR	X300	11/97	06/03	4.0L (AJ30)	DOHC 32V (Petrol)	-	-	TCS085 TCS118	-	TBS119	-	Check illustrations for correct application
XJR	X350	07/03	04/09	4.2L (AJ34)	DOHC 32V (Petrol)	-	-	TCS085 TCS118	-	TBS119	-	Check illustrations for correct application
XJR-S		11/92	09/93	6.0L (8S)	SOHC (Petrol)	-	TTS029	-	-	-	-	
XJS		09/76	12/96	5.3L (7P), 6.0L (8S)	SOHC (Petrol)	-	TTS029	-	-	-	-	
XJSC		10/85	11/88	5.3L	SOHC (Petrol)	-	TTS029	-	-	-	-	
XK	X150 (V8)	01/10	06/13	5.0L	DOHC VVT 32V (Petrol)	-	-	TCS085	-	TBS112	-	
XK8		10/96	10/02	4.0L	DOHC 32V (Petrol)	-	-	TCS085 TCS118 TCS124	-	-	-	Check illustrations for correct application
XK8	X100, X150	10/02	01/08	4.2L (AJ34)	DOHC 32V (Petrol)	-	-	TCS085 TCS118 TCS124	-	-	-	Check illustrations for correct application
XKR		05/98	10/02	4.0L (AJ/BC)	DOHC 32V (Petrol)	-	-	TCS085 TCS118 TCS124	-	-	-	Check illustrations for correct application
XKR		05/07	12/09	4.2L	DOHC 32V (Petrol)	-	-	TCS085 TCS124	-	TBS112	-	Check illustrations for correct application
XKR	X150, Supercharged	01/10	06/13	5.0L	DOHC VVT 32V (Petrol)	-	-	TCS085	-	TBS112	-	
Jeep												
Cherokee	XJ 135kw	04/94	01/98	4.0L (312MX)	OHV 12V (Petrol)	TPS116	-	TCS152	-	-	TRS031	
Cherokee	XJ 131kw	08/97	06/05	4.0L (ERO, MX)	OHV 12V (Petrol)	TPS086	-	TCS155	-	TBS124	-	
Cherokee	XJ 131kw	06/05	06/05	4.0L (ERO, MX)	OHV 12V (Petrol)	TPS118	-	TCS155	-	TBS124	-	
Cherokee	XJ 131kw	06/05	08/01	4.0L (ERO, MX)	OHV 12V (Petrol)	TPS118	-	TCS155	-	TBS124	TRS056	
Cherokee	XJ (Turbo Diesel)	09/97	08/01	2.5L (250VX, ENO, C)	OHV 8V (Diesel)	TPS087 TPS118	-	-	-	TBS124	-	Check illustrations for correct application
Cherokee	KJ (Turbo Diesel)	09/01	10/03	2.5L (ENO)	DOHC 16V (Diesel)	TPS084	-	TCS204	-	TBS125	TRS056	
Cherokee	KJ	09/01	06/05	3.7L (2W, EKO)	SOHC 12V (Petrol)	TPS118	-	TCS155	-	TBS125	TRS056	Check illustrations for correct application
Cherokee	KJ	06/05	11/04	3.7L (2W, EKO)	SOHC 12V (Petrol)	TPS088	-	TCS155	-	TBS125	TRS056	Check illustrations for correct application
Cherokee	KJ	11/04	06/05	3.7L (EKO)	SOHC 12V (Petrol)	TPS088	-	TCS155	-	TBS125	TRS056	
Cherokee	KJ	06/05	02/08	3.7L (EKO)	SOHC 12V (Petrol)	TPS088	-	TCS155	-	TBS125	TRS098	
Cherokee	KJ	02/04	06/05	2.4L (EDO)	DOHC 16V (Petrol)	TPS089	-	TCS155	-	TBS125	-	
Cherokee	KJ	06/05	02/06	2.4L (EDO)	DOHC 16V (Petrol)	TPS089	-	TCS155	-	TBS125	TRS098	
Cherokee	KJ (Turbo Diesel)	12/04	06/05	2.8L (ENR, O)	DOHC 16V (Diesel)	TPS084	-	TCS204	-	TBS124 TBS125	-	Check illustrations for correct application

Make and Model		Year		Engine		Part Number						Notes
		Start	Finish	Size & Model	Cam & Valves	Oil Pressure	Water Temp	Coolant Sensor	Fan Switch	Stop Light	Reverse Light	
Jeep cont.												
Cherokee	KJ (Turbo Diesel)	06/05	02/08	2.8L (ENR, O)	DOHC 16V (Diesel)	-	-	TCS204	-	TBS124 TBS125	TRS098	Check illustrations for correct application
Cherokee	KK	03/08	07/05	3.7L (8W, EKG)	SOHC 12V (Petrol)	TPS088	-	TCS191	-	TBS125	TRS098	
Cherokee	KK	07/05	06/13	3.7L (8W, EKG)	SOHC 12V (Petrol)	TPS088	-	TCS192	-	TBS125	TRS098	
Cherokee	KK (Turbo Diesel)	01/08	06/13	2.8L (ENS)	DOHC 16V (Diesel)	TPS084	-	TCS204	-	TBS125	TRS098	Check illustrations for correct application
Commander	XH	05/06	03/10	4.7L (EVA, 3Y5)	SOHC 16V (Petrol)	TPS088	-	TCS155 TCS191 TCS192	-	TBS130	-	Check illustrations for correct application
Commander	XH	05/06	07/05	5.7L (EZB, O)	OHV 16V (Petrol)	TPS083	-	TCS024 TCS192	-	TBS130	-	Check illustrations for correct application
Commander	XH	07/05	03/10	5.7L (EZB, O)	OHV 16V (Petrol)	TPS118	-	TCS024 TCS191 TCS192	-	TBS130	-	Check illustrations for correct application
Commander	XH (Turbo Diesel)	05/06	03/10	3.0L (EXO)	DOHC 24V (Diesel)	TPS123	-	TCS206	-	TBS130	-	Check illustrations for correct application
Compass	MK	03/07	03/10	2.4L (8D ED3)	DOHC 16V (Petrol)	TPS120	-	TCS186	-	TBS125 TBS130	-	Check illustrations for correct application
Compass	MK (Turbo Diesel)	03/07	03/10	2.0L (ECD)	DOHC 16V (Diesel)	-	-	-	-	TBS125 TBS130	-	Check illustrations for correct application
Grand Cherokee	ZG	03/96	06/99	4.0L (MX, ERO)	OHV 12V (Petrol)	TPS086 TPS087	-	TCS155	-	TBS124	TRS031	Check illustrations for correct application
Grand Cherokee	WJ	06/99	10/00	4.0L (ERO)	OHV 12V (Petrol)	TPS118	-	TCS155	-	TBS124	TRS031	Check illustrations for correct application
Grand Cherokee	WJ	06/99	10/00	4.7L (EVO)	SOHC 16V (Petrol)	TPS118	-	TCS155	-	TBS124	-	Check illustrations for correct application
Grand Cherokee	WG	11/00	01/04	4.0L (ERO)	OHV 12V (Petrol)	TPS084 TPS088 TPS118	-	TCS155	-	TBS124	-	Check illustrations for correct application
Grand Cherokee	WG	11/00	06/05	4.7L (EVA, O, C)	SOHC 16V (Petrol)	TPS084 TPS118	-	TCS155	-	TBS124	-	Check illustrations for correct application
Grand Cherokee	WG (Turbo Diesel)	03/03	06/05	2.7L (ENF, O)	SOHC 20V (Diesel)	-	-	TCS201	-	TBS124	-	
Grand Cherokee	WH	06/05	07/08	3.7L, 4.7L (7Y, EKG, EVO)	SOHC (Petrol)	TPS088	-	TCS155 TCS191	-	TBS130	-	Check illustrations for correct application
Grand Cherokee	WH	06/05	01/11	5.7L (EZO, Hemi)	OHV 16V (Petrol)	TPS083 TPS118	-	TCS024 TCS191 TCS192	-	TBS130	-	Check illustrations for correct application
Grand Cherokee	WH (SRT 8)	08/06	07/08	6.1L (6Y ESF)	SOHC 16V (Petrol)	TPS083	-	TCS024 TCS191	-	TBS130	-	Check illustrations for correct application
Grand Cherokee	WH (SRT 8)	08/08	01/11	6.1L (5Y ESF)	SOHC 16V (Petrol)	TPS083	-	TCS191	-	TBS130	-	
Grand Cherokee	WH	06/05	01/11	3.0L (EXL, O)	DOHC 24V (Diesel)	TPS123	-	TCS206	-	TBS130	-	Check illustrations for correct application
Patriot	MK (Turbo Diesel)	08/07	09/09	2.0L (ECD)	DOHC 16V (Diesel)	-	-	-	-	TBS125 TBS130	-	Check illustrations for correct application
Patriot	MK	08/07	09/09	2.4L (8D, ED3)	DOHC 16V (Petrol)	TPS120	-	TCS186	-	TBS125 TBS130	-	Check illustrations for correct application
Patriot	MK	09/09	06/13	2.4L (ED3)	DOHC 16V (Petrol)	TPS120	-	TCS186	-	TBS130	-	

Make and Model		Year		Engine		Part Number						Notes
		Start	Finish	Size & Model	Cam & Valves	Oil Pressure	Water Temp	Coolant Sensor	Fan Switch	Stop Light	Reverse Light	
Jeep cont.												
Wrangler	TJ	10/96	01/00	4.0L (MX, ER)	OHV (Petrol)	TPS086 TPS087 TPS118	-	TCS152 TCS155	-	TBS124	-	Check illustrations for correct application
Wrangler	TJ	01/01	02/07	4.0L (MX, ERO)	OHV 12V (Petrol)	TPS088 TPS118	-	TCS155	-	TBS124	TRS056 TRS098	Check illustrations for correct application
Wrangler	JK	03/07	01/12	3.8L (EGT)	OHV 12V (Petrol)	TPS089	-	TCS024 TCS192	-	TBS124	TRS098	Check illustrations for correct application
Wrangler	JK (Turbo Diesel)	03/07	06/13	2.8L (ENR, ENS)	DOHC 16V (Diesel)	TPS084	-	TCS204	-	TBS124	TRS098	
Kia												
Carens	AFC523	07/00	10/02	1.8L (TB)	DOHC 16V (Petrol)	TPS007	TTS001	TCS024	-	TBS009	TRS103	
Carens	AFG524 (Turbo Diesel)	01/09	06/13	2.0L (D4EA)	DOHC 16V (Diesel)	TPS101	-	TCS169	-	TBS078	TRS096	
Carnival	KV11, UP752	09/99	02/05	2.5L (K5)	DOHC 24V (Petrol)	TPS007	TTS001	TCS024	-	TBS009	TRS053 TRS096	Check illustrations for correct application
Carnival	VQ	08/06	04/11	2.7L (G6EA)	DOHC 24V (Petrol)	TPS101	-	TCS169	-	TBS012 TBS078	TRS096	Check illustrations for correct application
Carnival	VQ (CRDi)	01/08	06/13	2.9L (J3)	DOHC 8V (Diesel)	TPS101	TTS013	-	-	TBS078	-	
Cerato	LD	06/04	02/07	2.0L (G4GC)	DOHC 16V (Petrol)	TPS008	-	TCS169	-	-	-	
Cerato	LD (AFE223, 43)	06/04	01/09	2.0L (G4GC)	DOHC 16V (Petrol)	TPS008	-	TCS169	-	TBS078 TBS127	TRS016	Check illustrations for correct application
Cerato	LD (EFE223)	04/07	01/09	2.0L (G4GC)	DOHC 16V (Petrol)	TPS008	-	TCS169	-	TBS078 TBS127	TRS016	Check illustrations for correct application
Cerato	TD (incl. Koup)	09/09	06/13	2.0L (G4KD)	DOHC VVT 16V (Petrol)	TPS101	-	TCS139	-	TBS127 TBS128	TRS096	Check illustrations for correct application
Ceres	KW52, CSB112, 212	07/96	02/00	2.4L (SC)	OHV 8V (Diesel)	TPS006	-	-	-	TBS009	TRS074	
Credos	G11 (AGC222)	05/98	05/01	2.0L (FED)	DOHC 16V (Petrol)	TPS007	TTS001	TCS024	-	TBS009	TRS053	
Grand Carnival	VQ	06/11	06/13	2.2L (D4HH)	DOHC 16V (Diesel)	TPS101	-	TCS169	-	TBS078	-	
Grand Carnival	VQ (CRDi)	03/09	05/11	2.9L (J3)	DOHC 16V (Diesel)	TPS101	TTS013	-	-	TBS078	-	
Grand Carnival	VQ (MH817)	06/10	06/13	3.5L (G6DC)	DOHC VVT 24V (Petrol)	TPS101	-	TCS193	-	TBS078	-	
Grand Carnival	VQ (MB763)	01/06	05/10	3.8L (G6DA)	DOHC VVT 24V (Petrol)	TPS101	-	TCS169	-	TBS078	-	
K2700	TU (CSD011)	10/02	02/05	2.7L (J2)	SOHC 8V (Diesel)	TPS008	TTS001	TCS116	-	TBS009	-	
K2700	PU (CSE011)	04/05	03/08	2.7L (J2)	SOHC 8V (Diesel)	TPS101	TTS001	TCS116	-	TBS078 TBS127	-	Check illustrations for correct application
K2900	PU3 (Turbo Diesel)	04/08	03/10	2.9L (J3)	DOHC 16V (Diesel)	TPS101	TTS013	-	-	TBS078	TRS096	
K2900	PU3 (Turbo Diesel)	03/10	06/13	2.9L (J3)	DOHC 16V (Diesel)	TPS101	TTS013	-	-	TBS134	TRS096	
Magentis	MG (AGE223)	08/06	03/10	2.4L (G4KC)	DOHC 16V (Petrol)	TPS101	-	TCS169	-	TBS078 TBS127	TRS096	Check illustrations for correct application
Magentis	AGE228	01/09	01/10	2.4L (G4KE)	DOHC VVT 16V (Petrol)	TPS101	-	TCS139	-	TBS078	-	
Magentis	MG (AGE224)	06/06	08/08	2.7L (MG)	DOHC 24V (Petrol)	TPS101	-	TCS169	-	TBS078	-	

Make and Model		Year		Engine		Part Number						Notes
		Start	Finish	Size & Model	Cam & Valves	Oil Pressure	Water Temp	Coolant Sensor	Fan Switch	Stop Light	Reverse Light	
Kia cont.												
Mentor	EFA242, AFA241	01/96	01/01	1.5L (B5)	SOHC 8V (Petrol)	TPS007	TTS001	TCS117	-	TBS001	-	
Mentor	FB	05/98	06/00	1.5L, 1.8L (BF-E, TE)	DOHC 16V (Petrol)	TPS007	TTS001	TCS024	-	TBS009	TRS103	
Optima	GD	01/01	07/06	2.5L, 2.7L (G6BV, G6BA)	DOHC 24V (Petrol)	TPS008	-	TCS169	-	TBS078 TBS127	TRS016	Check illustrations for correct application
Optima	TF	01/11	06/13	2.4L (G4KJ)	DOHC 16V (Petrol)	TPS101	-	TCS139	-	TBS140	-	
Pregio	CT (2.7D)	07/02	05/04	2.7L (J2)	SOHC 8V (Diesel)	TPS008	TTS001	TCS116	-	TBS009	-	
Pregio	CT (2.7D)	05/04	04/06	2.7L (J2)	SOHC 8V (Diesel)	TPS101	TTS001	TCS116	-	TBS009	-	
Rio	BC	07/00	09/02	1.5L (A5D)	DOHC 16V (Petrol)	TPS007	TTS013	-	-	TBS009	TRS103	
Rio	BC	09/02	09/05	1.5L (A5D)	DOHC 16V (Petrol)	TPS007	-	TCS136	-	TBS009	TRS103	
Rio	JB	09/05	11/08	1.4L, 1.6L (G4EE, G4ED)	DOHC 16V (Petrol)	TPS008	-	TCS169	-	TBS078 TBS127 TBS134	TRS095	Check illustrations for correct application
Rio	JB	11/08	11/09	1.4L, 1.6L (G4EE, G4ED)	DOHC 16V (Petrol)	TPS008	-	TCS169	-	TBS078 TBS127 TBS134	TRS096	Check illustrations for correct application
Rio	JB (1.5TDi)	01/10	08/11	1.5L (D4FA)	DOHC 16V (Diesel)	TPS101	-	TCS169	-	TBS078 TBS127 TBS134	TRS095	
Rio	UB	09/11	06/13	1.4L, 1.6L (G4FA, G4FD)	DOHC 16V (Petrol)	TPS101	-	TCS169	-	TBS140	TRS088 TRS096	Check illustrations for correct application
Rondo	UN	04/08	06/13	2.0L (G4KA8)	V-DOHC 16V (Petrol)	TPS101	-	TCS169	-	TBS078	TRS016	
Shuma	FB	12/99	04/01	1.8L (TE)	DOHC 16V (Petrol)	TPS007 TPS008	TTS001	TCS024	-	TBS009	TRS103	Check illustrations for correct application
Sorento	JC	01/05	04/06	2.5L (2.5L A5)	DOHC 16V (Diesel)	TPS101	TTS072	-	-	TBS001	TRS096	
Sorento	JC	04/06	01/07	2.5L (2.5L A5)	DOHC 16V (Diesel)	TPS101	TTS072	-	-	TBS078	TRS096	
Sorento	BL	08/07	09/09	2.5L (D4CB6)	DOHC 16V (Diesel)	TPS101	-	-	-	TBS078	-	
Sorento	BL	02/03	09/09	3.5L (G6CU)	DOHC 24V (Petrol)	TPS080	-	TCS169	-	TBS001	TRS103	
Sorento	BL	08/06	09/09	3.3L, 3.8L (G6DA5)	DOHC VVT 24V (Petrol)	TPS101	-	TCS169	-	TBS078	-	
Sorento	XM	10/09	06/13	2.2L (D4HB)	DOHC VVT 16V (Diesel)	TPS101	-	TCS169	-	TBS078	TRS096	Check illustrations for correct application
Sorento	XM	10/09	06/13	2.4L (G4KE)	DOHC VVT 16V (Petrol)	TPS101	-	TCS139	-	TBS078	-	
Sorento	XM	08/11	06/13	3.5L (G6DC)	DOHC VVT 16V (Petrol)	TPS101	-	TCS193	-	TBS078	-	
Soul	AM (CRDi)	03/09	06/13	1.6L (D4FB)	DOHC 16V (Diesel)	TPS101	-	TCS169	-	TBS078 TBS127	TRS088 TRS096	Check illustrations for correct application
Soul	AM	04/09	06/13	1.6L (G4FC)	DOHC VVT 16V (Petrol)	TPS101	-	TCS169	-	TBS078 TBS127	TRS088 TRS096	Check illustrations for correct application
Spectra	FB	05/01	03/04	1.8L (TE)	DOHC 16V (Petrol)	TPS007	TTS013	-	-	TBS009 TBS016	TRS103	Check illustrations for correct application
Sportage	EJA553	01/96	01/99	2.0L (FE)	DOHC 16V (Petrol)	TPS007	TTS001	TCS117	TFS113	TBS009	TRS074	

Make and Model		Year		Engine		Part Number						Notes
		Start	Finish	Size & Model	Cam & Valves	Oil Pressure	Water Temp	Coolant Sensor	Fan Switch	Stop Light	Reverse Light	
Kia cont.												
Sportage	AJA523	08/99	03/04	2.0L (FE)	DOHC 16V (Petrol)	TPS007	TTS001	TCS024	-	TBS009	TRS074	
Sportage	KM (AJE552)	08/07	08/09	2.0L (G4GC)	DOHC VVT 16V (Petrol)	TPS008	-	TCS169	-	TBS078 TBS127	TRS016	Check illustrations for correct application
Sportage	KM (AKH812)	09/09	06/10	2.0L (G4GC)	DOHC VVT 16V (Petrol)	TPS008	-	TCS169	-	TBS078 TBS127	TRS016	Check illustrations for correct application
Sportage	KM (CRDi)	08/07	03/10	2.0L (D4EA)	SOHC 8V (Diesel)	TPS101	-	TCS169	-	TBS078 TBS127	TRS096	Check illustrations for correct application
Sportage	KM	04/05	03/10	2.7L (G6BA)	DOHC 24V (Petrol)	TPS101	-	TCS169	-	TBS078 TBS127	-	Check illustrations for correct application
Sportage	SL (CRDi)	08/10	06/13	2.0L (D4HA)	DOHC 16V (Diesel)	TPS101	-	TCS169	-	TBS078	-	
Sportage	SL	08/10	06/13	2.0L (G4KD)	DOHC VVT 16V (Petrol)	TPS101	-	TCS139	-	TBS078	TRS016	
Sportage	SL	08/10	06/13	2.4L (G4KE)	DOHC VVT 16V (Petrol)	TPS101	-	TCS139	-	TBS078	-	
Land Rover												
3.5	Carb	03/81	12/84	3.5L (12G)	OHV (Petrol)	-	TTS029	-	-	-	-	
110	Country	11/84	12/88	3.5L (17G)	OHV 16V (Petrol)	-	TTS029	-	TFS145 TFS146	-	-	Check illustrations for correct application
110	3.5, Country	03/88	12/91	3.5L (24G)	OHV (Petrol)	-	-	-	TFS145 TFS146	-	-	Check illustrations for correct application
110	Country Diesel	11/85	12/91	3.9L (4BD1)	OHV 8V (Diesel)	-	-	-	TFS145 TFS146	-	-	Check illustrations for correct application
Defender	Turbo Diesel	09/92	10/99	2.5L (11L)	OHV (Diesel)	TPS048	-	-	TFS146	-	-	
Defender	Turbo Diesel	02/99	02/02	2.5L (10P)	SOHC 20V (Diesel)	TPS041	-	-	TFS146	-	-	
Defender	Turbo Diesel	03/99	07/03	2.5L (10P)	SOHC 20V (Diesel)	-	-	-	TFS145 TFS146 TFS234	-	-	Check illustrations for correct application
Defender	Turbo Diesel	08/03	04/06	2.5L (10P)	SOHC 20V (Diesel)	TPS041	-	-	-	-	-	
Defender	Turbo Diesel	10/07	06/13	2.2L (DT244)	DOHC 16V (Diesel)	TPS107	-	TCS195	-	-	-	Check illustrations for correct application
Defender	Turbo Diesel	10/07	06/13	2.4L (244DT)	DOHC 16V (Diesel)	TPS107	-	-	-	-	-	
Discovery	ML, BL	04/91	10/93	3.5L (17G)	OHV (Petrol)	TPS039	TTS029 TTS049	TCS176	TFS145	TBS025	-	Check illustrations for correct application
Discovery		10/91	10/93	3.5L (22L)	OHV 16V (Petrol)	TPS039	-	TCS176	TFS145	TBS025 TBS035	TRS008 TRS106	Check illustrations for correct application
Discovery		01/92	10/93	3.5L (23D)	OHV 16V (Petrol)	TPS039	-	TCS176	TFS145	TBS025 TBS035	TRS008 TRS106	Check illustrations for correct application
Discovery	Turbo Diesel	03/93	01/97	2.5L (12L)	OHV 8V (Diesel)	TPS048	-	TCS040	TFS146	TBS025 TBS035	TRS008 TRS106	Check illustrations for correct application
Discovery	Turbo Diesel	03/93	12/99	2.5L (18L)	OHV 8V (Diesel)	TPS048	-	TCS040	TFS145 TFS146	TBS025 TBS035	TRS008 TRS106	Check illustrations for correct application
Discovery		01/93	01/99	3.9L (35L)	OHV 16V (Petrol)	TPS039	TTS029 TTS049	TCS176	TFS145	TBS025 TBS035	TRS008 TRS106	Check illustrations for correct application, TRS106 from chas MA109620

Make and Model		Year		Engine		Part Number						Notes
		Start	Finish	Size & Model	Cam & Valves	Oil Pressure	Water Temp	Coolant Sensor	Fan Switch	Stop Light	Reverse Light	
Land Rover cont.												
Discovery		11/93	02/97	3.9L (37D)	OHV 16V (Petrol)	TPS039	TTS029 TTS049	TCS176	TFS145	TBS025 TBS035	TRS008 TRS106	Check illustrations for correct application
Discovery	S, SE, SE7, ES, ROSSIGNOL	06/94	03/99	2.5L (20L)	OHV 8V (Diesel)	TPS048	TTS049	TCS040	TFS145 TFS146	TBS025 TBS035	TRS008 TRS106	Check illustrations for correct application, TRS106 from chas MA109620
Discovery		02/97	03/99	3.9L (37D, 38D)	OHV (Petrol)	-	-	-	TFS145	-	-	
Discovery II	V8, S, SE, HSE	02/99	03/05	4.0L (55D, 56D, 94D)	OHV 16V (Petrol)	TPS039	-	TCS040 TCS107 TCS180	-	TBS118	TRS106	Check illustrations for correct application
Discovery II	TD5	03/99	03/05	2.5L (10P, 16P, 19P)	SOHC (Diesel)	TPS041 TPS114	-	TCS040	-	TBS118	TRS106	Check illustrations for correct application
Discovery III	S, SE, HSE	11/04	09/09	2.7L (276DT)	DOHC 24V (Diesel)	-	-	TCS195	-	TBS114	-	
Discovery III		11/04	09/09	4.0L (1V)	DOHC 24V (Petrol)	TPS122	-	-	-	TBS114	-	
Discovery III		11/05	09/09	4.4L (448PN)	DOHC 32V (Petrol)	TPS121	-	TCS085	-	TBS114	-	Check illustrations for correct application
Discovery IIII	V8	09/09	06/13	5.0L (508PN)	DOHC VVT 32V (Petrol)	-	-	TCS195	-	-	-	
Discovery IIII	TDV6	09/09	06/13	2.7L, 3.0L (276DT, 306DT)	DOHC 24V (Diesel)	-	-	TCS195	-	TBS114	-	
Freelander		02/98	07/03	1.8L (18K, 4FJ)	DOHC 16V (Petrol)	TPS039 TPS041	-	TCS128	-	TBS027	-	Check illustrations for correct application
Freelander		11/00	07/02	2.5L (25K)	DOHC 24V (Petrol)	TPS039	-	-	-	TBS027	-	TBS027 to Chassis No. YA9999999
Freelander	MY02	07/02	02/06	2.5L (25K)	DOHC 24V (Petrol)	TPS039	-	TCS107	-	TBS027 TBS117 TBS118	-	Check illustrations for correct application
Freelander		02/98	11/00	2.0L (20T2N)	SOHC 8V (Diesel)	TPS041	TTS054	TCS040	-	TBS027 TBS117 TBS118	TRS008	Check illustrations for correct application
Freelander		11/00	12/06	2.0L (M47 D20)	DOHC 16V (Diesel)	TPS039	-	TCS107	-	TBS027 TBS117 TBS118	-	Check illustrations for correct application
Freelander	TD4	03/04	04/07	2.0L (M47 D20)	DOHC 16V (Diesel)	TPS039	-	-	-	-	-	
Freelander 2	LF, 3.2	06/07	06/13	3.2L (B6324S)	DOHC 24V (Petrol)	-	-	TCS194	-	-	-	
Range Rover	SE, HSE, TD6	08/02	01/07	2.9L (306D/BMW M57)	DOHC 24V (Diesel)	TPS039	-	TCS108	-	TBS075	-	Check illustrations for correct application
Range Rover	Vogue	08/05	12/07	4.4L (448PN)	DOHC 32V (Petrol)	TPS121	-	-	-	TBS075	-	Check illustrations for correct application
Range Rover	incl. Supercharged	09/09	06/13	5.0L (508PN, 508PS)	DOHC VVT 32V (Petrol)	-	-	TCS195	-	TBS075	-	
Lexus												
CT200h	ZWA10R (Hybrid)	12/10	06/13	1.8L (2ZR-FXE)	DOHC 16V (Hybrid)	TPS011	-	TCS120	-	TBS089	-	
ES300	MCV20	10/96	10/01	3.0L (1MZ-FE)	DOHC 24V (Petrol)	TPS011	TTS008	TCS118	TFS194 TFS197	TBS018	-	Check illustrations for correct application
ES300	MCV30	10/01	06/08	3.0L (1MZ-FE)	DOHC 24V (Petrol)	TPS011	-	TCS118	TFS194	TBS018	-	
ES300	VCV10	06/92	10/96	3.0L (3VZ-FE)	DOHC 24V (Petrol)	TPS008 TPS011	TTS001	TCS118	-	TBS018	-	Check illustrations for correct application

Make and Model		Year		Engine		Part Number						Notes
		Start	Finish	Size & Model	Cam & Valves	Oil Pressure	Water Temp	Coolant Sensor	Fan Switch	Stop Light	Reverse Light	
Lexus cont.												
GS300	GRS190	03/05	03/12	3.0L (3GR-FSE)	DOHC 24V (Petrol)	TPS011	-	TCS120	-	TBS090	-	
GS300	JZS147R	01/95	01/04	3.0L (2JZ-GE)	DOHC 24V (Petrol)	TPS011	TTS007	TCS118	TFS197	TBS018	-	
GS300	JZS160	11/97	03/05	3.0L (2JZ-GE)	DOHC 24V (Petrol)	TPS011	-	TCS118	TFS119	TBS018	-	
GS430	UZS190	03/05	02/08	4.3L (3UZ-FE)	DOHC 32V (Petrol)	TPS011	-	TCS118	-	TBS090	-	
GS450H	GWS191 (Hybrid)	05/06	01/10	3.5L (2GR-FSE)	DOHC 24V (Hybrid)	TPS011	-	TCS120	-	TBS090	-	
GS460	URS190	01/07	01/10	4.6L (1UR-FSE)	DOHC 32V (Petrol)	TPS011	-	TCS120	-	TBS090	-	
IS F	USE20	10/08	01/11	5.0L (2UR-FSE)	DOHC VVT 32V (Petrol)	TPS011	-	TCS120	-	TBS090	-	
IS200	GXE10	03/99	06/04	2.0L (1G-FE)	DOHC 24V (Petrol)	TPS011	-	TCS118	TFS199	TBS005 TBS018	-	Check illustrations for correct application
IS250	GSE20	11/05	01/11	2.5L (4GR-FSE)	DOHC 24V (Petrol)	TPS011	-	TCS120	-	TBS018 TBS090	TRS046	Check illustrations for correct application
IS250C	GSE20	07/09	01/11	2.5L (4GR-FSE)	DOHC VVT 24V (Petrol)	TPS011	-	TCS120	-	TBS090	TRS046	
IS300	JCE10	08/01	11/05	3.0L (2JZ-GE)	DOHC 24V (Petrol)	TPS011	-	TCS118	TFS199	TBS018	-	
IS350	GSE21	01/05	01/06	3.5L (2GR-FE)	DOHC 24V (Petrol)	TPS011	-	TCS120	-	TBS018	-	
IS350	GSE21	12/10	06/13	3.5L (2GR-FE)	DOHC 24V (Petrol)	TPS011	-	TCS120	-	TBS090	-	
LS400		05/90	11/00	4.0L (1UZ-FE)	DOHC 32V (Petrol)	TPS008 TPS011	TTS001 TTS008	TCS118	TFS119 TFS152	TBS017 TBS018	-	Check illustrations for correct application
LS430	UCF30/R	12/00	03/07	4.3L (3UZ-FE)	DOHC 32V (Petrol)	TPS011	-	TCS118	-	TBS090	-	Check illustrations for correct application
LS460	USF40	04/07	01/11	4.6L (1UR-FSE)	DOHC 32V (Petrol)	TPS011	-	TCS120	-	TBS090	-	
LX470	UZJ100R	05/98	03/08	4.7L (2UZ-FE)	DOHC 32V (Petrol)	TPS072	TTS008	TCS118	-	TBS018	TRS046	Check illustrations for correct application
LX570	URJ201	03/08	06/13	5.7L (3UR-FE)	DOHC VVT 32V (Petrol)	TPS072	-	TCS120	-	TBS089	-	
RX300	MCU10	01/97	01/03	3.0L (1MZ-FE)	DOHC 24V (Petrol)	TPS011	-	TCS118	TFS194	TBS018	-	
RX330	MCU38	04/03	02/06	3.3L (3MZ-FE)	DOHC 24V (Petrol)	TPS011	-	TCS118	-	TBS018	-	
RX350	GGL15, GSU35	02/06	01/11	3.5L (2GR-FE)	DOHC 24V (Petrol)	TPS011	-	TCS120	-	TBS018 TBS090	-	Check illustrations for correct application
RX400h	MHU38 (Hybrid)	10/06	05/09	3.3L (3MZ-FE)	DOHC 24V (Hybrid)	TPS011	-	TCS117 TCS118	-	TBS018	-	Check illustrations for correct application
SC400	UZZ30	01/91	01/00	4.0L (1UZ-FE)	DOHC 32V (Petrol)	TPS008 TPS011	TTS001 TTS008	TCS118	-	TBS018	-	Check illustrations for correct application
SC430	UZZ40	10/01	07/10	4.3L (3UZ-FE)	DOHC 32V (Petrol)	TPS011	-	TCS118	-	TBS090	-	
Mazda												
121	DA	03/87	11/90	1.3L (B3)	SOHC 8V (Petrol)	TPS006 TPS008	TTS015	-	-	TBS009	TRS041	Check illustrations for correct application
121	DB	12/90	12/98	1.3L, 1.5L (B3, B5)	SOHC 16V (Petrol)	TPS008	TTS001	TCS118	TFS114	TBS009	TRS037 TRS041	Check illustrations for correct application
121	Metro	10/96	12/00	1.3L (B3)	SOHC 16V (Petrol)	-	-	TCS085	TFS113	-	-	
121	Metro	03/00	12/02	1.3L, 1.5L (B3, B5)	SOHC 16V (Petrol)	TPS008	-	TCS032	-	TBS009	TRS037 TRS059	Check illustrations for correct application

Make and Model		Year		Engine		Part Number						Notes
		Start	Finish	Size & Model	Cam & Valves	Oil Pressure	Water Temp	Coolant Sensor	Fan Switch	Stop Light	Reverse Light	
Mazda cont.												
323	BW	06/86	09/87	1.5L, 1.6L (B5, B6)	SOHC 8V (Petrol)	TPS006	TTS015	-	TFS136 TFS230	TBS009	TRS011	Check illustrations for correct application
323	BF incl. 4WD Turbo	10/85	10/89	1.6L (B6, T)	SOHC, DOHC (Petrol)	TPS006	TTS015	TCS024	TFS181 TFS136 TFS229 TFS230	TBS009	TRS011	Check illustrations for correct application
323	BG	10/89	01/97	1.6L, 1.8L (B6, BP)	SOHC, DOHC 16V (Petrol)	TPS008	TTS001	TCS024	TFS114	TBS009	TRS037	Check illustrations for correct application
323	BG Shades	10/94	05/96	1.6L (B6)	SOHC 16V (Petrol)	-	-	-	-	TBS057	-	
323	BA	07/94	12/98	1.6L, 1.8L, 2.0L	DOHC (Petrol)	TPS007 TPS008	TTS001	TCS032 TCS125	-	TBS009 TBS057	TRS037	Check illustrations for correct application
323	BJ	01/98	01/04	1.5L, 1.6L & 1.8L	DOHC 16V (Petrol)	TPS008	-	TCS032 TCS125	-	TBS009	TRS059	Check illustrations for correct application
323	SP20	02/01	12/03	2.0L (FS)	DOHC 16V (Petrol)	TPS008	-	TCS032	-	TBS009	TRS105	
626	GC	01/84	12/87	2.0L (RF)	SOHC (Diesel)	TPS006	TTS015	-	TFS136	TBS009	TRS011	
626	GC	02/83	10/87	2.0L (FE, FET)	SOHC 8V (Petrol)	TPS013	TTS015	TCS024	TFS115 TFS136	TBS009	TRS011	Check illustrations for correct application
626	GD	12/88	12/89	2.2L (F2)	SOHC 12V (Petrol)	TPS013	TTS015	TCS024	TFS115 TFS137 TFS181 TFS229	TBS009	TRS011	Check illustrations for correct application
626	GD	12/89	12/91	2.2L (F2)	SOHC 12V (Petrol)	TPS008	TTS001	TCS024	TFS113 TFS137	TBS009	TRS011	Check illustrations for correct application
626	GD Turbo	10/87	12/91	2.2L (F2)	SOHC 12V (Petrol)	TPS008 TPS013	TTS015	TCS024	TFS113 TFS115 TFS137 TFS181 TFS229	TBS009	-	Check illustrations for correct application
626	GE	01/91	06/97	2.0L (FS)	DOHC 16V (Petrol)	TPS007 TPS008	TTS001	TCS032 TCS118 TCS132	-	TBS009	-	Check illustrations for correct application
626	GE V6	01/92	06/97	2.5L (KL)	DOHC 24V (Petrol)	TPS007 TPS008	TTS001	TCS032 TCS118 TCS132	-	TBS009	-	Check illustrations for correct application
626	GV	06/88	12/97	2.2L (F2)	SOHC 12V (Petrol)	TPS008 TPS013	TTS001 TTS015	TCS024	TFS113 TFS115 TFS137 TFS181 TFS229	TBS009	TRS011	Check illustrations for correct application
626	GF	07/97	07/02	2.0L (FSD)	DOHC 16V (Petrol)	TPS008	TTS001	TCS124	-	TBS014	TRS105 TRS116	Check illustrations for correct application
626	GW	01/98	07/02	2.0L (FSD)	DOHC 16V (Petrol)	TPS008	TTS001	TCS124	-	TBS009	TRS105 TRS116	Check illustrations for correct application
929	incl. Turbo	07/86	06/87	2.0L (FE)	SOHC 8V (Petrol)	TPS013	TTS015	-	TFS136	-	-	
929	SOHC	07/87	08/91	3.0L (JE, JE42)	SOHC 18V (Petrol)	TPS006	TTS015	TCS024	TFS229	TBS009	-	

Make and Model		Year		Engine		Part Number						Notes
		Start	Finish	Size & Model	Cam & Valves	Oil Pressure	Water Temp	Coolant Sensor	Fan Switch	Stop Light	Reverse Light	
Mazda cont.												
929	DOHC incl. 4WS	01/90	03/96	3.0L (JE41, JE55)	DOHC 24V (Petrol)	TPS008	TTS001	TCS032	-	-	-	Check illustrations for correct application
929	DOHC	04/96	11/97	3.0L (JE-ZE)	DOHC 24V (Petrol)	-	-	TCS032	-	-	-	
Atenza	GG, GY	01/02	01/07	2.3L (L3)	DOHC 16V (Petrol)	TPS075	-	TCS124	-	TBS104 TBS105	TRS105	Check illustrations for correct application
Atenza	GH	01/07	06/13	2.5L (L5)	DOHC VVT 16V (Petrol)	TPS075	-	TCS124	-	TBS115 TBS116	TRS105	Check illustrations for correct application
Axela	BKEP, BK3P	01/03	01/07	2.0L, 2.3L (LFDE, L3)	DOHC VVT 16V (Petrol)	TPS075	-	TCS124	-	TBS116	TRS105	
Axela	BK	06/05	05/09	2.0L (LFVE)	DOHC VVT 16V (Petrol)	TPS075	-	TCS124	-	TBS081	TRS059	
Axela	Turbo	01/06	01/09	2.3L (L3)	DOHC VVT 16V (Petrol)	TPS075	-	TCS124	-	TBS115 TBS116	-	Check illustrations for correct application
B2000		06/85	07/88	2.0L (FE)	SOHC 8V (Petrol)	TPS006	TTS015	-	TFS230	TBS009	-	
B2200	Carb.	03/88	02/93	2.2L (F2)	SOHC (Petrol)	-	TTS015	-	TFS230	TBS009	TRS010	
B2200	Diesel	06/85	03/96	2.2L (R2)	SOHC (Diesel)	TPS013	TTS015	-	-	TBS009	TRS010	Check illustrations for correct application
B2500	Diesel (incl. Turbo)	04/96	11/06	2.5L (WL, AT, T)	SOHC 12V (Diesel)	TPS008	TTS001	TCS032	-	TBS009	TRS012 TRS050	Check illustrations for correct application
B2600	incl. Bravo, 4WD	03/87	10/91	2.6L (4G54)	SOHC 8V (Petrol)	TPS006 TPS008	TTS020	TCS045	-	TBS009	TRS012	Check illustrations for correct application
B2600	2.6i	12/90	11/06	2.6L (G6)	SOHC 12V (Petrol)	TPS006	TTS001	TCS045	-	TBS009	TRS012 TRS050	Check illustrations for correct application
Bounty	Turbo Diesel	01/99	06/13	2.5L (WLT)	SOHC 12V (Diesel)	TPS008	TTS001	TCS032	-	TBS009	TRS012 TRS050	Check illustrations for correct application
BT50	B2500, B3000	11/06	10/11	2.5L, 3.0L	DOHC 16V (Diesel)	TPS008	-	TCS125	-	TBS009	-	
BT50	2.2L, 3.2L (TD)	11/11	06/13	2.2L, 3.2L (P4AT, P5AT)	DOHC (Diesel)	TPS133	-	-	-	TBS081	-	
Capella	2.0i	01/94	01/98	2.0L (FS)	DOHC 16V (Petrol)	TPS007 TPS008	TTS001	TCS032	-	TBS009	-	Check illustrations for correct application
Capella	2.0i	01/97	01/02	2.0L (FSDE)	DOHC 16V (Petrol)	TPS008	TTS001	TCS124	-	TBS009	TRS105 TRS116	Check illustrations for correct application
Cronos	GE8P, GEEP	01/91	01/95	1.8L, 2.0L (K8, KF)	DOHC 24V (Petrol)	TPS007	TTS001	TCS032 TCS118 TCS132	-	TBS009	TRS037	Check illustrations for correct application
CX-7	ER, ER5	10/09	06/13	2.3L, 2.5L (MZR DISI, L5)	DOHC 16V (Petrol)	TPS075	-	TCS124	-	TBS104 TBS105	-	Check illustrations for correct application
CX-7	ER (Turbo Diesel)	10/09	06/13	2.2L (R2)	SOHC 16V (Diesel)	TPS008	-	TCS032	-	TBS104 TBS105	-	Check illustrations for correct application
CX-9	TB	12/07	06/13	3.7L (CA)	DOHC 24V (Petrol)	TPS066	-	TCS189	-	TBS104	-	
Demio	DW3W, DW5W	01/96	01/02	1.3L, 1.5L (B3, B5)	SOHC 16V (Petrol)	TPS008	-	TCS032 TCS125	-	TBS009	TRS037 TRS059	Check illustrations for correct application
Demio	DY3W, DY5W	01/02	06/07	1.3L, 1.5L (ZJVE, ZYVE)	DOHC 16V (Petrol)	-	-	TCS085	-	TBS074 TBS081	TRS047	Check illustrations for correct application

Make and Model		Year		Engine		Part Number						Notes
		Start	Finish	Size & Model	Cam & Valves	Oil Pressure	Water Temp	Coolant Sensor	Fan Switch	Stop Light	Reverse Light	
Mazda cont.												
Demio	DE3FS, DE5FS	01/07	06/13	1.3L, 1.5L (ZJVE, ZYVE)	DOHC 16V (Petrol)	TPS008	-	TCS032	-	TBS105 TBS115 TBS116	TRS059	Check illustrations for correct application
E1800	Carb.	06/85	12/96	1.8L (F8)	SOHC 8V (Petrol)	TPS006 TPS013	TTS015	-	-	TBS009	TRS010	Check illustrations for correct application
E1800	EFI	01/99	07/06	1.8L (F8)	SOHC 12V (Petrol)	TPS008	TTS001	TCS045	-	TBS009	-	
E2000	Carb.	02/84	02/03	2.0L (FE)	SOHC 8V (Petrol)	TPS006 TPS008 TPS013	TTS001 TTS015	TCS045	-	TBS009	TRS010	Check illustrations for correct application
E2000	EFI	01/03	07/06	2.0L (FE)	SOHC 8V (Petrol)	TPS008	TTS001	TCS045	-	TBS009	-	
E2000	Diesel	01/04	01/06	2.0L (RF)	SOHC 8V (Diesel)	-	-	-	-	TBS009	-	
E2200	Diesel	02/84	12/97	2.2L (R2)	SOHC 8V (Diesel)	TPS013	TTS015	-	-	TBS009	TRS010	
E2200	Diesel	01/99	01/02	2.2L (R2)	SOHC 8V (Diesel)	TPS008	TTS001	TCS118	-	TBS009	-	
E2500	Diesel	08/97	05/03	2.5L (WL)	SOHC 12V (Diesel)	TPS008	TTS001	TCS032	-	TBS009	TRS010	Check illustrations for correct application
Familia	1.5L (BG5S, BHALP)	01/89	01/98	1.5L (B5, Z5DE)	DOHC 16V (Petrol)	-	-	-	TFS114	-	-	
Familia	1.5L, 1.8L (BHA8P)	01/93	01/98	1.5L, 1.8L (B5ZE, BPZE)	DOHC 16V (Petrol)	TPS008	TTS001	TCS032	-	TBS057	TRS037	
Familia	1.3i	01/96	01/99	1.3L (B3)	SOHC 16V (Petrol)	TPS008	-	TCS125	-	TBS009	TRS037	
Familia	1.3i	01/98	01/02	1.3L (B3)	SOHC 16V (Petrol)	TPS008	-	TCS032	-	TBS009	TRS059	
Familia	BJ5W	01/98	01/03	1.5L (ZLVE)	DOHC 16V (Petrol)	-	-	-	TFS114	-	-	
Familia	BJ8W	01/98	01/01	1.8L (FPDE)	DOHC 16V (Petrol)	TPS008	-	TCS032 TCS125	-	TBS009	TRS059	Check illustrations for correct application
Lantis	CBA8P	01/93	01/97	1.8L (BPZE)	DOHC 16V (Petrol)	TPS008	TTS001	TCS032 TCS125	-	TBS009 TBS057	TRS037	Check illustrations for correct application
Lantis	CBAEP	01/93	01/97	2.0L (KFZE)	DOHC 24V (Petrol)	TPS007 TPS008	TTS001	TCS032	-	TBS057	TRS037	Check illustrations for correct application
Mazda2	DY	01/02	08/07	1.3L, 1.5L (ZJVE, MZR, ZY)	DOHC 16V (Petrol)	-	-	TCS085	-	TBS074 TBS081	TRS047	Check illustrations for correct application
Mazda2	DE	09/07	06/13	1.5L (ZY MZR)	DOHC 16V (Petrol)	TPS008	-	TCS032	-	TBS105 TBS115 TBS116	TRS059	Check illustrations for correct application
Mazda3	BK, BL (excl. MPS)	01/04	06/13	2.0L, 2.3L, 2.5L	DOHC 16V (Petrol)	TPS075	-	TCS124	-	TBS115 TBS116	TRS105	Check illustrations for correct application
Mazda3	BK, BL (MPS Turbo)	07/06	06/13	2.3L (L3)	DOHC 16V (Petrol)	TPS075	-	TCS124	-	TBS115 TBS116	-	Check illustrations for correct application
Mazda3	BK, BL (Turbo Diesel)	08/07	06/13	2.0L, 2.3L (RF, R2)	SOHC, DOHC 16V (Diesel)	TPS008	-	TCS032	-	TBS115 TBS116	-	Check illustrations for correct application
Mazda6	GG, GY	01/02	04/07	2.0L, 2.3L (LFDE, L3, MZR)	DOHC 16V (Petrol)	TPS075	-	TCS124	-	TBS104 TBS105	TRS105	Check illustrations for correct application
Mazda6	GG (MPS Turbo)	10/05	01/08	2.3L	DOHC 16V (Petrol)	TPS075	-	TCS124	-	TBS104	-	
Mazda6	GY, GG (Diesel)	10/06	01/08	2.0L (MZR-CD, RF)	SOHC 16V (Diesel)	TPS008	-	TCS032	-	TBS104	-	

Make and Model		Year		Engine		Part Number						Notes
		Start	Finish	Size & Model	Cam & Valves	Oil Pressure	Water Temp	Coolant Sensor	Fan Switch	Stop Light	Reverse Light	
Mazda cont.												
Mazda6	GH	01/08	06/13	2.0L, 2.5L (LFDE, L5)	DOHC 16V (Petrol)	TPS075	-	TCS124	-	TBS115	TRS105	
Mazda6	GH Diesel	03/09	02/10	2.2L (R2)	DOHC 16V (Diesel)	TPS008	-	TCS032	-	TBS115 TBS116	-	Check illustrations for correct application
Millenia	4D Sedan	10/00	05/02	2.3L (KJ)	DOHC 24V (Petrol)	TPS008	-	TCS032	-	TBS058	-	
MPV	LV	10/93	04/96	3.0L (JE)	SOHC 18V (Petrol)	TPS006	TTS001	TCS032	TFS137	-	-	
MPV	LV (Series II)	04/96	08/99	3.0L (JE)	SOHC 18V (Petrol)	TPS006	TTS001	TCS118	-	TBS009	-	
MPV	LW	01/99	01/02	2.0L (FSDE)	DOHC 16V (Petrol)	TPS008	-	TCS125	-	TBS009	-	
MPV	LW (2.5L V6)	08/99	06/02	2.5L (GY)	DOHC 24V (Petrol)	TPS058	-	TCS085	-	TBS009	-	
MPV	LW	01/02	01/07	2.3L (L3)	DOHC VVT 16V (Petrol)	TPS075	-	TCS124	-	TBS009	TRS105	
MPV	LW (3.0L V6)	06/02	09/06	3.0L (MZI, AJ)	DOHC 24V (Petrol)	TPS058 TPS091	-	TCS203	-	TBS009	-	Check illustrations for correct application
MX5	NA	10/89	11/93	1.6L (B6)	DOHC 16V (Petrol)	-	TTS001	TCS024	-	-	TRS010	
MX5	NA	11/93	12/98	1.8L (BP)	DOHC 16V (Petrol)	TPS008	TTS001	TCS032	-	-	TRS010	
MX5	NB	01/98	01/02	1.6L (B6ZE)	DOHC 16V (Petrol)	TPS008	-	TCS125	-	TBS009	TRS012	
MX5	NB (incl. Turbo)	05/98	09/05	1.8L (BP, D)	DOHC 16V (Petrol)	TPS008	-	TCS125	-	TBS009	TRS012	
MX5	NC	09/05	06/13	2.0L (MZR, LDDE)	DOHC 16V (Petrol)	TPS075	-	TCS124	-	TBS104 TBS105	-	Check illustrations for correct application
MX6	GC (Turbo)	11/86	12/87	2.0L (FE)	SOHC 8V (Petrol)	TPS013	TTS001	-	-	TBS009	-	
MX6	GD (2WS Turbo)	10/87	09/91	2.2L (F2)	SOHC 12V (Petrol)	TPS008	TTS001	TCS024	-	TBS009	-	
MX6	GD (4WS Turbo)	05/89	12/91	2.2L (F2)	DOHC 24V (Petrol)	TPS008	TTS001	TCS024	TFS113 TFS137	-	-	Check illustrations for correct application
MX6	GE	01/91	09/97	2.0L, 2.5L (KF, KL, DE)	DOHC 24V (Petrol)	TPS007 TPS008	TTS001	TCS032 TCS118 TCS132	-	TBS009	-	Check illustrations for correct application
PREMACY	1.8L, 2.0L	02/01	01/07	1.8L, 2.0L (FP, FS, LFDE)	DOHC 16V (Petrol)	TPS008	-	TCS032	-	TBS009	TRS059 TRS105	Check illustrations for correct application
Proceed		01/91	01/96	2.6L (G6)	SOHC 12V (Petrol)	TPS006	-	TCS045	-	TBS009	TRS012	
RX7	Series IV (incl. Turbo)	01/86	02/89	1.3L (13B)	ROTARY (Petrol)	-	TTS015	TCS024	TFS115 TFS229	TBS009	-	Check illustrations for correct application
RX7	Series V incl. Turbo	03/89	12/92	1.3L (13B)	ROTARY (Petrol)	-	TTS001	TCS024	-	TBS009	-	
RX7	Series VI - VIII	01/91	12/99	1.3L (13B, 13B-T)	ROTARY (Petrol)	-	TTS001	TCS032	TFS137	-	-	
RX8		07/03	01/11	1.3L	ROTARY (Petrol)	TPS011 TPS135	-	TCS032	-	TBS104	-	Check illustrations for correct application
T3500	Turbo Diesel	09/87	04/92	3.5L (SL-T)	OHV (Diesel)	TPS006	TTS001	-	-	TBS009	-	
T4000	Diesel	11/89	07/00	4.0L (TF)	OHV 8V (Diesel)	TPS006	TTS001	-	-	TBS009	-	
T4100	Diesel	10/89	12/91	4.1L (ZB)	Diesel	TPS007	TTS003	-	-	-	-	
T4600	Diesel	06/92	07/00	4.6L (TM, 4HG1)	OHV (Diesel)	TPS006	TTS001	-	-	TBS009	-	
Traveller		08/86	12/88	1.8L (F8)	SOHC (Petrol)	TPS007	TTS002	-	-	-	-	
Traveller		08/86	03/88	2.0L (FE)	SOHC (Petrol)	TPS013	TTS015	-	-	-	-	

Make and Model		Year		Engine		Part Number						Notes
		Start	Finish	Size & Model	Cam & Valves	Oil Pressure	Water Temp	Coolant Sensor	Fan Switch	Stop Light	Reverse Light	
Mazda cont.												
Tribute	2.0i	01/00	01/04	2.0L (YF)	DOHC 16V (Petrol)	TPS057	-	TCS200	-	TBS126	TRS104 TRS116	Check illustrations for correct application
Tribute	3.0i	03/01	01/08	3.0L (AJ)	DOHC 24V (Petrol)	TPS058 TPS091	-	TCS198	-	TBS126	-	Check illustrations for correct application
Tribute	2.3i	01/04	01/08	2.3L (L3 MZR)	DOHC 16V (Petrol)	TPS075	-	TCS124	-	-	-	
Mazda Eunos												
500	CA	11/92	12/99	2.0L (KF-ZE)	DOHC 24V (Petrol)	TPS007 TPS008	TTS001	TCS032 TCS132	-	TBS009	-	Check illustrations for correct application
800, 800M	2.3i, 2.5i	03/94	08/02	2.3L, 2.5L (KJ, KL)	DOHC 24V (Petrol)	TPS007 TPS008	TTS001	TCS032	-	TBS057 TBS058	-	Check illustrations for correct application
30X	1.8i	01/91	10/97	1.8L (K8, K8-ZE)	DOHC 24V (Petrol)	TPS007 TPS008	TTS001	TCS032 TCS118 TCS132	-	TBS009	-	Check illustrations for correct application
Roadster	NA6CE	01/89	01/95	1.6L (B6ZE)	DOHC 16V (Petrol)	-	TTS001	TCS024	-	TBS009	TRS010	
Roadster	NA8C	01/93	01/98	1.8L (BPZE)	DOHC 16V (Petrol)	TPS008	TTS001	TCS032	-	TBS009	TRS010	
Roadster	1.6i, 1.8i	01/98	01/02	1.6L, 1.8L (B6ZE, BP)	DOHC 16V (Petrol)	TPS008	-	TCS125	-	TBS009	TRS012	
Mercedes												
100 Series	190 E 1.8 (W201)	09/90	01/92	1.8L (M102.910)	SOHC 8V (Petrol)	TPS105	TTS039 TTS050 TTS501 TTS516	TCS097	TFS189 TFS209	TBS039	-	Check illustrations for correct application
100 Series	190 E 2.0 (W201)	12/84	12/90	2.0L (M102)	SOHC 8V (Petrol)	-	TTS039 TTS050 TTS501 TTS516	-	TFS189 TFS209	TBS033	-	Check illustrations for correct application
100 Series	190 E 2.0 (W201)	11/92	12/94	2.0L (M102.962)	SOHC 8V (Petrol)	TPS105	TTS039 TTS050 TTS501 TTS516	TCS097	TFS189 TFS209	TBS033	-	Check illustrations for correct application
100 Series	190 E 2.3 (W201)	09/90	01/92	2.3L (M102.985)	SOHC 8V (Petrol)	TPS105	TTS039 TTS050 TTS501 TTS516	-	TFS189 TFS209	TBS039	-	Check illustrations for correct application
100 Series	190 E 2.6 (W201)	06/87	12/91	2.6L (M103.942)	SOHC 12V (Petrol)	-	-	-	TFS189 TFS209	TBS039	-	Check illustrations for correct application
200 Series	220 E (W124)	02/93	09/93	2.2L (M111.960)	DOHC 16V (Petrol)	-	TTS039 TTS043	TCS100 TCS162	-	TBS039	TRS084	Check illustrations for correct application
200 Series	230 E, GE, TE	07/81	01/93	2.3L (M102)	SOHC (Petrol)	-	-	-	TFS189 TFS209	-	-	Check illustrations for correct application
200 Series	260 E (W124)	08/88	12/91	2.6L (M103)	SOHC 12V (Petrol)	-	TTS039 TTS043 TTS501	TCS097	-	TBS033	-	Check illustrations for correct application
200 Series	280 E (W124)	01/92	01/95	2.8L (M104.942)	DOHC 24V (Petrol)	TPS105	TTS039 TTS043	TCS100 TCS162	-	TBS039	-	Check illustrations for correct application

Make and Model		Year		Engine		Part Number						Notes
		Start	Finish	Size & Model	Cam & Valves	Oil Pressure	Water Temp	Coolant Sensor	Fan Switch	Stop Light	Reverse Light	
Mercedes cont.												
300 Series	300 SE, SEL	04/86	01/92	3.0L (M103)	SOHC 12V (Petrol)	-	TTS039 TTS043 TTS501	TCS097	-	TBS033	-	
300 Series	300 CE, TE	02/90	01/93	3.0L (M104)	DOHC 24V (Petrol)	TPS105	TTS039 TTS043	TCS097	-	TBS039	-	
300 Series	300 SE (W140)	03/92	01/93	3.2L (M104.990)	DOHC 24V (Petrol)	-	TTS039	TCS097 TCS100 TCS162	-	TBS039	TRS084	Check illustrations for correct application
300 Series	320 CE, E, S	02/93	12/93	3.2L (M104.992)	DOHC 24V (Petrol)	TPS105	TTS039 TTS043	TCS097 TCS100 TCS162	-	TBS039	TRS084	Check illustrations for correct application
300 Series	380 SE, SEC, SEL	02/81	01/86	3.8L (M116)	SOHC 16V (Petrol)	-	TTS039	-	-	TBS033	-	
400 Series	400 SE, SEL (W140)	03/92	01/93	4.2L (M119.971)	DOHC 32V (Petrol)	TPS105	TTS039 TTS043	TCS097	-	TBS039	-	Check illustrations for correct application
400 Series	420 SEL (W126)	04/86	01/92	4.2L (M116)	SOHC 16V (Petrol)	-	TTS039 TTS043	TCS097	-	TBS033	-	Check illustrations for correct application
400 Series	420 SE (W126)	07/90	01/92	4.2L (M116.965)	SOHC 16V (Petrol)	TPS105	TTS039 TTS043	TCS097	-	TBS033	-	Check illustrations for correct application
500 Series	560 SEC (C126)	04/86	03/92	5.0L (M117)	Petrol	-	TTS039	-	-	-	-	
500 Series	500 SL (R129)	07/90	01/93	5.0L (M119.960)	DOHC 32V (Petrol)	-	-	TCS097	-	-	-	
500 Series	500 SEC, SEL, (W140)	02/93	08/93	5.0L (M119)	DOHC 32V (Petrol)	TPS105	TTS039 TTS043	TCS097	-	TBS039	-	Check illustrations for correct application
500 Series	560 SEC, SEL, SL	04/86	01/92	5.5L (M117)	SOHC (Petrol)	-	TTS039 TTS043	TCS097	-	TBS033	-	Check illustrations for correct application
600 Series	600 SEL (W140)	03/92	01/93	6.0L (M120.980)	DOHC 48V (Petrol)	TPS105	TTS039 TTS043	TCS097	-	TBS039	-	Check illustrations for correct application
A-Class	A140 (W168)	02/00	07/01	1.4L (M166.940)	SOHC 8V (Petrol)	-	-	TCS114	-	TBS084	TRS085	
A-Class	A150 (W169)	05/05	07/07	1.5L (M266.920)	OHC 8V (Petrol)	TPS113	-	TCS159	-	TBS083 TBS084	TRS085	Check illustrations for correct application
A-Class	A160 (W168)	10/98	04/05	1.6L (M166.960)	SOHC 8V (Petrol)	-	-	TCS114	-	TBS084	TRS085	
A-Class	A170 (W169)	05/05	06/10	1.7L (M266.940)	OHC 8V (Petrol)	TPS113	-	TCS159	-	TBS083 TBS084	TRS085	Check illustrations for correct application
A-Class	A180 (W169)	01/09	06/10	1.7L (M266.940)	SOHC 8V (Petrol)	TPS113	-	TCS159	-	TBS083 TBS084	TRS085	Check illustrations for correct application
A-Class	A180 CDI (W169)	09/08	06/10	2.0L (OM640.940)	DOHC 16V (Diesel)	-	-	TCS114 TCS177	-	TBS083 TBS084	TRS122	Check illustrations for correct application
A-Class	A190 (W168)	09/99	04/05	1.9L (M166.990)	SOHC 8V (Petrol)	-	-	TCS114	-	TBS084	TRS085	
A-Class	A200 (W169)	05/05	06/10	2.0L (M266.960)	SOHC 8V (Petrol)	TPS113	-	TCS159	-	TBS083 TBS084	TRS085	Check illustrations for correct application
A-Class	A200 Turbo (W169)	12/05	06/10	2.0L (M266.980)	SOHC 16V (Petrol)	TPS093 TPS113	-	TCS159	-	TBS083 TBS084	-	Check illustrations for correct application
A-Class	A200 CDI, (W169)	01/05	01/08	2.0L (OM640.941)	SOHC 8V (Diesel)	-	-	TCS114 TCS177	-	TBS083 TBS084	TRS122	Check illustrations for correct application
B-Class	B180 (W246)	04/12	06/13	1.6L (M270.910)	DOHC 16V (Petrol)	-	-	TCS159	-	TBS075	-	

Make and Model		Year		Engine		Part Number						Notes
		Start	Finish	Size & Model	Cam & Valves	Oil Pressure	Water Temp	Coolant Sensor	Fan Switch	Stop Light	Reverse Light	
Mercedes cont.												
B-Class	B180 (W245)	01/09	03/12	1.7L (M640.940)	SOHC 8V (Petrol)	TPS113	-	TCS159	-	TBS083 TBS084	TRS085	Check illustrations for correct application
B-Class	B180 CDI (W245)	05/06	03/12	2.0L (OM640.940)	DOHC 16V (Diesel)	-	-	TCS114 TCS177	-	TBS083 TBS084	TRS122	Check illustrations for correct application
B-Class	B200 (W246)	04/12	06/13	1.6L (M270.910)	DOHC 16V (Petrol)	-	-	TCS159	-	TBS075	-	
B-Class	B200 CDI (W246)	04/12	06/13	1.8L (OM651.901)	DOHC 16V (Diesel)	-	-	TCS159 TCS182	-	-	-	Check illustrations for correct application
B-Class	B200 (W245)	11/05	03/12	2.0L (M266.960)	SOHC 8V (Petrol)	TPS113	-	TCS159 TCS177	-	TBS083 TBS084	TRS085	Check illustrations for correct application
B-Class	B200 Turbo (W245)	11/05	06/13	2.0L (M266.980)	SOHC 8V (Petrol)	TPS093 TPS113	-	TCS159 TCS177	-	TBS083 TBS084	TRS122	Check illustrations for correct application
B-Class	B200 CDI (W245)	11/05	03/12	2.0L (OM640.941)	DOHC 16V (Diesel)	-	-	TCS114 TCS177	-	TBS083 TBS084	TRS122	Check illustrations for correct application
B-Class	B250 (W246)	10/12	06/13	2.0L (M270.920)	DOHC 16V (Petrol)	-	-	TCS159	-	TBS075	-	
C-Class	C180 (W202, WDB)	03/94	08/95	1.8L (M111.920)	DOHC 16V (Petrol)	-	TTS039	TCS100 TCS162	-	TBS039 TBS122	TRS084	Check illustrations for correct application
C-Class	C180 (W202, WDB)	09/95	12/98	1.8L (M111.921)	DOHC 16V (Petrol)	-	TTS039 TTS043	TCS100 TCS177	-	TBS039 TBS122	TRS084	Check illustrations for correct application
C-Class	C180 (W202, ADB)	02/97	10/00	1.8L (M111.921)	DOHC 16V (Petrol)	-	TTS039 TTS043	TCS177	TFS114	TBS039 TBS122	TRS084	Check illustrations for correct application
C-Class	C180 (W203)	11/00	11/02	2.0L (M111.951)	DOHC 16V (Petrol)	-	-	TCS177	-	TBS084	TRS086	
C-Class	C180 Kompressor, (W203)	10/02	01/08	1.8L (M271.946)	DOHC 16V (Petrol)	-	-	TCS114	-	TBS121	TRS086	
C-Class	C180 Kompressor, (W203)	11/02	01/08	1.8L (M271.940)	DOHC 16V (Petrol)	-	-	TCS114	-	-	-	
C-Class	C180 (W204)	07/11	06/13	1.8L (M271.820)	DOHC 16V (Petrol)	-	-	TCS159	-	TBS075	TRS086	
C-Class	C200 T (S202, W202)	10/96	12/00	2.0L (M111.945)	DOHC 16V (Petrol)	-	TTS039 TTS043	TCS100 TCS177	-	TBS039 TBS122	TRS084	Check illustrations for correct application
C-Class	C200 T (S202, W202)	10/96	12/00	2.0L (M111.945)	DOHC 16V (Petrol)	-	-	TCS177	-	TBS039 TBS122	TRS084	Check illustrations for correct application
C-Class	C200 Kompressor, (W202)	01/00	01/01	2.0L (M111.956)	DOHC 16V (Petrol)	-	-	TCS177	-	TBS039 TBS122	TRS084	Check illustrations for correct application
C-Class	C200 Kompressor, (W203)	11/02	06/07	1.8L (M271.940)	DOHC 16V (Petrol)	-	-	TCS114	-	TBS121	TRS086	
C-Class	C200 Kompressor, (W203)	11/00	10/02	2.0L (M111.955)	DOHC 16V (Petrol)	-	-	TCS177	-	TBS084	TRS086	
C-Class	C200 Kompressor, (CL203)	07/01	09/02	2.0L (M111.955)	DOHC 16V (Petrol)	-	-	TCS177	-	TBS084	TRS086	
C-Class	C200 Kompressor, (CL203)	11/02	01/08	1.8L (M271.940)	DOHC 16V (Petrol)	-	-	TCS114	-	TBS121	TRS086	
C-Class	C200 Kompressor, (S203)	11/00	11/02	2.0L (M111.955)	DOHC 16V (Petrol)	-	-	TCS177	-	TBS084	TRS086	
C-Class	C200 Kompressor, (W204)	01/07	02/10	1.8L (M271.950)	DOHC 16V (Petrol)	-	-	TCS114	-	TBS075	TRS086	

Make and Model		Year		Engine		Part Number						Notes
		Start	Finish	Size & Model	Cam & Valves	Oil Pressure	Water Temp	Coolant Sensor	Fan Switch	Stop Light	Reverse Light	
Mercedes cont.												
C-Class	C200 CDI (W204)	06/11	06/13	2.1L (OM651.913)	DOHC 16V (Diesel)	-	-	TCS159 TCS182	-	TBS075	TRS086	Check illustrations for correct application
C-Class	C220 (W202)	03/94	11/96	2.2L (M111.961)	DOHC 16V (Petrol)	-	TTS039 TTS043	TCS100 TCS162	-	TBS039	TRS084	Check illustrations for correct application
C-Class	C220 CDI (W203)	01/01	06/07	2.2L (OM611.962, OM646.962)	DOHC 16V (Diesel)	-	-	TCS114	-	TBS084	TRS086	
C-Class	C220 CDI (W204)	07/07	05/11	2.1L (OM651.911)	DOHC 16V (Diesel)	-	-	TCS159 TCS182	-	TBS075	TRS086	Check illustrations for correct application
C-Class	C220 CDI (W204)	01/08	05/11	2.1L (OM646.811)	DOHC 16V (Diesel)	-	-	TCS114 TCS182	-	TBS075	TRS086	Check illustrations for correct application
C-Class	C230 (W202)	11/96	08/97	2.3L (M111.961)	DOHC 16V (Petrol)	-	-	-	-	TBS039 TBS122	-	Check illustrations for correct application
C-Class	C230 (W202)	11/96	08/97	2.3L (M111.974)	DOHC 16V (Petrol)	-	-	TCS177	-	TBS039 TBS122	TRS084	Check illustrations for correct application
C-Class	C230 K (W202)	06/96	06/97	2.3L (M111.975)	DOHC 16V (Petrol)	-	-	TCS162	-	TBS039 TBS122	TRS084	To engine 005590, 000267, check illustrations for correct application
C-Class	C230 K (W202)	06/96	06/97	2.3L (M111.975)	DOHC 16V (Petrol)	-	-	TCS177	-	TBS039 TBS122	TRS084	From engine 005591, 000268, check illustrations for correct application
C-Class	C230 Kompressor (CL203)	11/02	08/05	1.8L (M271.948)	DOHC 16V (Petrol)	-	-	TCS114	-	TBS121	TRS086	
C-Class	C230 (CL203)	09/05	01/08	2.5L (M272.920)	DOHC 24V (Petrol)	-	-	TCS114 TCS159	-	TBS121	TRS086	Check illustrations for correct application
C-Class	C230(T) (W203)	01/05	01/08	2.5L (M272.920)	DOHC 24V (Petrol)	-	-	TCS159	-	TBS121	TRS086	
C-Class	C240(T) (S202)	08/97	12/00	2.4L (M112.910)	DOHC 18V (Petrol)	-	-	TCS114	-	TBS039	TRS084	To chassis A 809594, F 894083
C-Class	C240(T) (S202)	08/97	12/00	2.4L (M112.910)	DOHC 18V (Petrol)	-	-	TCS114	-	TBS122	TRS084	From chassis A 809595, F 894084
C-Class	C240 (W203)	11/00	08/05	2.6L (M112.912)	DOHC 18V (Petrol)	-	-	TCS114	-	TBS084	TRS086	
C-Class	C250 D (W202)	10/94	11/96	2.5L (OM605.910)	DOHC 20V (Diesel)	-	TTS043	TCS100 TCS162	-	TBS039	TRS084	Check illustrations for correct application
C-Class	C250 TD (W202)	10/94	12/00	2.5L (OM605.960)	DOHC 20V (Diesel)	-	-	TCS162	-	TBS039 TBS122	TRS084	To engine 014999, 0074, check illustrations for correct application
C-Class	C250 TD (W202)	10/94	12/00	2.5L (OM605.960)	DOHC 20V (Diesel)	-	-	TCS177	-	TBS039 TBS122	TRS084	From engine 015000, 007448, check illustrations for correct application
C-Class	C250 (W204)	01/10	06/13	1.8L (M271.860)	DOHC VVT 16V (Petrol)	-	-	TCS159	-	TBS075	TRS086	
C-Class	C250 CDI (W204)	06/11	06/13	2.1L (OM651.911)	DOHC 16V (Diesel)	-	-	TCS159 TCS182	-	TBS075	TRS086	
C-Class	C270 CDI (W203)	01/01	01/05	2.7L (OM612.962)	DOHC 20V (Diesel)	-	-	TCS114	-	TBS084	TRS086	
C-Class	C280 (W202)	02/94	09/97	2.8L (M104.941)	DOHC 24V (Petrol)	-	TTS039 TTS043	TCS100 TCS162	-	TBS039	TRS084	Check illustrations for correct application
C-Class	C280 (W202)	08/97	12/00	2.8L (M112.920)	SOHC 18V (Petrol)	-	-	TCS114	-	TBS039	TRS084	To chassis A 809594, F 894083
C-Class	C280 (W202)	08/97	12/00	2.8L (M112.920)	SOHC 18V (Petrol)	-	-	TCS114	-	TBS122	TRS084	From chassis A 809595, F 894084
C-Class	C280 (W204)	07/07	10/09	3.0L (M272.947)	DOHC 24V (Petrol)	-	-	TCS159	-	TBS075	TRS086	
C-Class	C300 (W204)	01/09	05/11	3.0L (M272.947)	DOHC VVT 24V (Petrol)	-	-	TCS159	-	TBS075	TRS086	

Make and Model		Year		Engine		Part Number						Notes
		Start	Finish	Size & Model	Cam & Valves	Oil Pressure	Water Temp	Coolant Sensor	Fan Switch	Stop Light	Reverse Light	
Mercedes cont.												
C-Class	C32 AMG (W203)	11/01	09/04	3.2L (M112.961)	SOHC 18V (Petrol)	-	-	TCS114	-	TBS084	-	
C-Class	C320 (CL203)	02/04	08/05	3.2L (M112.946)	SOHC 18V (Petrol)	-	-	TCS114	-	TBS084	TRS086	
C-Class	C320 (W203)	11/00	09/04	3.2L (M112.946)	SOHC 18V (Petrol)	-	-	TCS114	-	TBS084	TRS086	
C-Class	C320 CDI (W203)	01/05	01/07	3.0L (OM642.910)	DOHC 24V (Diesel)	-	-	TCS159 TCS177	-	TBS121	TRS086	Check illustrations for correct application
C-Class	C320 CDI (W204)	11/07	02/10	3.0L (OM642.960)	DOHC 24V (Diesel)	-	-	TCS159 TCS177	-	TBS075	TRS086	Check illustrations for correct application
C-Class	C350 (W203)	09/05	06/07	3.5L (M272.960)	DOHC 24V (Petrol)	-	-	TCS159	-	TBS121	TRS086	
C-Class	C350 CDI (W204)	01/10	06/13	3.0L (OM642)	DOHC VVT 24V (Diesel)	-	-	TCS159 TCS177	-	TBS075	TRS086	Check illustrations for correct application
C-Class	C350 (W204)	07/11	06/13	3.5L (M276.957)	DOHC 24V (Petrol)	-	-	TCS159	-	TBS075	-	
C-Class	C36 AMG (W202)	10/95	11/96	3.6L (M104.941)	DOHC 24V (Petrol)	-	TTS039 TTS043	TCS100 TCS162 TCS177	TFS115	TBS039	TRS084	Check illustrations for correct application
C-Class	C36 AMG (W202)	11/96	07/97	3.6L (M104.941)	DOHC 24V (Petrol)	-	TTS039 TTS043	TCS100 TCS162 TCS177	-	TBS039	TRS084	Check illustrations for correct application
C-Class	C43(T) AMG (W202)	01/98	12/00	4.3L (M113.944)	SOHC 24V (Petrol)	-	-	TCS114	-	TBS039 TBS122	TRS084	Check illustrations for correct application
C-Class	C55 AMG (W203)	11/04	06/07	5.4L (M113.988)	SOHC 24V (Petrol)	-	-	TCS114	-	TBS121	-	
C-Class	C63 AMG (W204)	01/08	06/13	6.2L (M156.985)	DOHC 32V (Petrol)	-	-	TCS177	-	TBS075	-	
CLC-Class	CLC200K (203)	01/08	06/11	1.8L (M271.957)	DOHC 16V (Petrol)	-	-	TCS114	-	TBS121	TRS086	
CL-Class	CL500 (W140)	11/96	07/98	5.0L (M119.970)	DOHC 32V (Petrol)	TPS105	TTS039 TTS043	TCS097	-	TBS039	-	Check illustrations for correct application
CL-Class	CL500 (W215)	03/00	03/07	5.0L (M113.960)	SOHC 24V (Petrol)	-	-	TCS114	-	TBS122	-	
CL-Class	CL500 (C216)	04/07	10/10	5.5L (M273.961)	DOHC 32V (Petrol)	-	-	TCS159	-	TBS075	-	
CL-Class	CL500 (C216)	11/10	06/13	4.7L (M278.920)	DOHC 32V (Petrol)	-	-	TCS159	-	-	-	
CL-Class	CL55 AMG (C215)	07/01	03/07	5.4L (M113)	DOHC, SOHC 24V (Petrol)	-	-	TCS114	-	TBS122	-	
CL-Class	CL600 (W140)	01/97	12/98	6.0L (M120.982)	DOHC 48V (Petrol)	TPS105	TTS039 TTS043	TCS097	-	TBS039	-	Check illustrations for correct application
CL-Class	CL600 (C215)	03/00	03/07	5.5L, 5.8L	SOHC 36V (Petrol)	-	-	TCS114	TFS189	TBS122	-	
CL-Class	CL600 (C216)	04/07	06/13	5.5L (M275)	SOHC 36V (Petrol), DOHC 48V (Petrol)	-	-	TCS114	-	TBS075	-	
CL-Class	CL63 AMG (C216)	04/07	09/10	6.2L (M156.984)	DOHC 32V (Petrol)	-	-	TCS177	-	TBS075	-	
CL-Class	CL65 AMG (W215)	07/04	03/07	6.0L (M275.980)	SOHC 36V (Petrol)	-	-	TCS114	TFS189	TBS122	-	
CL-Class	CL65 AMG (C216)	10/07	06/13	6.0L (M275)	SOHC 36V (Petrol), DOHC 48V (Petrol)	-	-	TCS114	-	TBS075	-	
CLK-Class	CLK200 (W208)	10/97	10/00	2.0L (M111.945)	DOHC 16V (Petrol)	-	-	TCS177	-	TBS039 TBS122	TRS084	Check illustrations for correct application
CLK-Class	CLK200K (W208)	10/00	01/04	2.0L (M111.956)	DOHC 16V (Petrol)	-	-	TCS177	-	TBS122	TRS086	
CLK-Class	CLK200K (C209)	08/04	06/10	1.8L (M271)	DOHC 16V (Petrol)	-	-	TCS114	-	TBS121	TRS086	

Make and Model		Year		Engine		Part Number						Notes
		Start	Finish	Size & Model	Cam & Valves	Oil Pressure	Water Temp	Coolant Sensor	Fan Switch	Stop Light	Reverse Light	
Mercedes cont.												
CLK-Class	CLK230K (W208)	10/97	10/00	2.3L (M111.975)	DOHC 16V (Petrol)	-	-	TCS162	-	TBS039 TBS122	TRS084	To engine 005590, 000267. Check illustrations for correct application
CLK-Class	CLK230K (W208)	10/97	10/00	2.3L (M111.975)	DOHC 16V (Petrol)	-	-	TCS177	-	TBS039 TBS122	TRS084	From engine 005591, 000268. Check illustrations for correct application
CLK-Class	CLK230K (C208)	10/00	07/02	2.3L (M111.982)	DOHC 16V (Petrol)	-	-	TCS177	-	TBS039 TBS122	TRS086	Check illustrations for correct application
CLK-Class	CLK240 (C209)	11/02	08/05	2.6L (M112.912)	SOHC 18V (Petrol)	-	-	TCS114	-	TBS121	TRS086	
CLK-Class	CLK280 (C209)	09/05	06/10	3.0L (M272.940)	DOHC 24V (Petrol)	-	-	TCS159	-	TBS121	TRS086	
CLK-Class	CLK320 (C208)	10/97	02/03	3.2L (M112.940)	SOHC 18V (Petrol)	-	-	TCS114	-	TBS039 TBS122	-	Check illustrations for correct application
CLK-Class	CLK320 (C209)	06/02	09/05	3.2L (M112.955)	SOHC 18V (Petrol)	-	-	TCS114	-	-	-	
CLK-Class	CLK350 (C209)	09/05	02/10	3.5L (M272.960)	DOHC 24V (Petrol)	-	-	TCS159	-	TBS121	TRS086	
CLK-Class	CLK430 (C208)	11/99	07/02	4.3L (M113.943)	SOHC 24V (Petrol)	-	-	TCS114	-	TBS039 TBS122	-	Check illustrations for correct application
CLK-Class	CLK500 (A209, C109)	06/02	11/04	5.0L (M113.968)	DOHC 24V (Petrol)	-	-	TCS114	-	-	-	
CLK-Class	CLK500 (W209)	09/06	02/10	5.5L (M273.697)	DOHC 32V (Petrol)	-	-	TCS159	-	-	-	
CLK-Class	CLK55 AMG (C208)	02/00	07/02	5.4L (M113.984)	SOHC 24V (Petrol)	-	-	TCS114	-	TBS122	-	
CLK-Class	CLK55 AMG (C209, W209)	11/02	08/06	5.4L (M113.987)	SOHC 24V (Petrol)	-	-	TCS114	-	-	-	
CLK-Class	CLK63 AMG (C209)	09/06	07/07	6.2L (M156.982)	DOHC 32V (Petrol)	-	-	TCS177	-	-	-	
CLS-Class	CLS320 CDI (W219)	01/05	01/09	3.0L (OM642.920)	DOHC 24V (Diesel)	-	-	TCS159 TCS177	-	TBS083	-	Check illustrations for correct application
CLS-Class	CLS350 (W219)	06/05	05/11	3.5L (M272.964)	DOHC 24V (Petrol)	-	-	TCS159	-	TBS083	-	
CLS-Class	CLS500 (W219)	06/05	05/08	5.0L (M113.967)	SOHC 24V (Petrol)	-	-	TCS114	-	TBS083	-	
CLS-Class	CLS500 (W219)	01/06	05/11	5.5L (M273.960)	DOHC 32V (Petrol)	-	-	TCS159	-	TBS083	-	
CLS-Class	CLS55 (W219)	06/05	09/06	5.4L (M113.990)	SOHC 24V (Petrol)	-	-	TCS114	-	TBS083	-	
CLS-Class	CLS63 AMG (W219)	10/06	05/11	6.2L (M156.983)	DOHC 32V (Petrol)	-	-	TCS177	-	TBS083	-	
E-Class	E200 (W124)	01/93	01/96	2.0L (M111.940)	DOHC 16V (Petrol)	-	TTS039	TCS100	-	TBS039	TRS084	To engine 055901, 028682. Check illustrations for correct application
E-Class	E200 (W124)	01/93	01/96	2.0L (M111.940)	DOHC 16V (Petrol)	-	TTS039	TCS162	-	TBS039	TRS084	From engine 055902, 028683. Check illustrations for correct application
E-Class	E200 (W210)	01/95	01/00	2.0L (M111.942)	DOHC 16V (Petrol)	-	-	TCS162 TCS177	-	TBS039 TBS122	TRS084 TRS086	Check illustrations for correct application
E-Class	E200 K (W210)	08/00	08/02	2.0L (M111.957)	DOHC 16V (Petrol)	-	-	TCS177	-	TBS039 TBS122	TRS086	Check illustrations for correct application
E-Class	E200 Kompressor (W211)	10/04	09/09	1.8L (M271.941)	DOHC 16V (Petrol)	-	-	TCS114 TCS177	-	TBS083	TRS086	Check illustrations for correct application
E-Class	E220 (W124)	09/93	12/96	2.2L (M111.960)	DOHC 16V (Petrol)	-	TTS039 TTS043	TCS100	-	TBS039	-	Check illustrations for correct application
E-Class	E220 C, CA (W124)	09/94	12/96	2.2L (M111.960)	DOHC 16V (Petrol)	-	TTS039 TTS043	TCS100 TCS162	-	TBS039	TRS084	Check illustrations for correct application
E-Class	E220 CDI (W212)	01/09	06/13	2.1L (OM651.924)	DOHC 16V (Diesel)	-	-	TCS159 TCS182	-	TBS075	TRS086	Check illustrations for correct application

Make and Model		Year		Engine		Part Number						Notes
		Start	Finish	Size & Model	Cam & Valves	Oil Pressure	Water Temp	Coolant Sensor	Fan Switch	Stop Light	Reverse Light	
Mercedes cont.												
E-Class	E230 (T) (W210)	02/96	12/98	2.3L (M111.970)	DOHC 16V (Petrol)	-	-	TCS162 TCS177	-	TBS039	TRS084	Check illustrations for correct application
E-Class	E240 (T) (W210)	01/98	08/02	2.4L (M112)	SOHC 18V (Petrol)	-	-	TCS114	-	TBS039 TBS122	TRS084 TRS086	Check illustrations for correct application
E-Class	E240 (W211)	08/02	09/05	2.6L (M112.913)	SOHC 18V (Petrol)	-	-	TCS114	-	-	-	
E-Class	E250 CDI (C207)	10/09	06/13	2.1L (OM651.911)	DOHC 16V (Diesel)	-	-	TCS159 TCS182	-	TBS075	TRS086	Check illustrations for correct application
E-Class	E250 CDI (W212)	10/09	06/13	2.1L (OM651.924)	DOHC 16V (Diesel)	-	-	TCS159	-	TBS075	TRS086	
E-Class	E250 CGI (A207, C207)	10/09	02/12	1.8L (M271.860)	DOHC VVT 16V (Petrol)	-	-	TCS159	-	TBS075	TRS086	
E-Class	E250 CGI (W212)	10/09	06/13	1.8L (M271.860)	DOHC VVT 16V (Petrol)	-	-	TCS159	-	TBS075	TRS086	
E-Class	E270 CDI (W210)	01/00	08/02	2.7L (OM612.961)	DOHC 20V (Diesel)	-	-	TCS114	-	TBS039 TBS122	TRS086	Check illustrations for correct application
E-Class	E270 CDI (W211)	08/02	09/05	2.7L (OM647.961)	DOHC 20V (Diesel)	-	-	TCS114 TCS177	-	TBS083	TRS086	Check illustrations for correct application
E-Class	E280 (T) (W124)	09/93	02/96	2.8L (M104.942)	DOHC 24V (Petrol)	TPS105	TTS039 TTS043	TCS100	-	TBS039	TRS084	Check illustrations for correct application
E-Class	E280 (W210)	09/98	03/01	2.8L (M112.921)	DOHC 18V (Petrol)	-	-	TCS114	-	TBS039 TBS122	TRS084 TRS086	Check illustrations for correct application
E-Class	E280 (W211)	09/05	09/09	3.0L (M272.943)	DOHC 24V (Petrol)	-	-	TCS159	-	TBS083	TRS086	
E-Class	E280 CDI (W211)	09/05	09/09	3.0L (OM642.920)	DOHC 24V (Diesel)	-	-	TCS159 TCS177	-	TBS083	TRS086	Check illustrations for correct application
E-Class	E300 D (W124)	09/93	12/94	3.0L (OM606.910)	DOHC 24V (Diesel)	TPS105	TTS043 TTS050	TCS097	-	TBS039	TRS084	Check illustrations for correct application
E-Class	E300 TD (W210)	07/97	12/99	3.0L (OM606.962)	DOHC 24V (Diesel)	-	-	TCS177	-	TBS039	-	
E-Class	E320 (W124)	02/93	12/96	3.2L (M104.992)	DOHC 24V (Petrol)	TPS105	TTS039 TTS043	TCS100	-	TBS039	TRS084	To engine 004356, 072236. Check illustrations for correct application
E-Class	E320 (W124)	02/93	12/96	3.2L (M104.992)	DOHC 24V (Petrol)	TPS105	TTS039 TTS043	TCS162	-	TBS039	TRS084	From engine 004357, 072237. Check illustrations for correct application
E-Class	E320 (W210)	02/96	01/97	3.2L (M104.995)	DOHC 24V (Petrol)	-	TTS039 TTS043	TCS162	-	TBS039	-	Check illustrations for correct application
E-Class	E320 (W210)	06/97	08/02	3.2L (M112.941)	SOHC 18V (Petrol)	-	-	TCS114	-	TBS039 TBS122	-	Check illustrations for correct application
E-Class	E320 (W211)	08/02	02/05	3.2L (M112.949)	SOHC 18V (Petrol)	-	-	TCS114	-	TBS083	-	
E-Class	E320 CDI (W211)	01/05	01/07	3.0L (OM642.920)	DOHC 24V (Diesel)	-	-	TCS159 TCS177	-	TBS083	-	Check illustrations for correct application
E-Class	E350 (C207, A207)	04/10	06/13	3.5L (M272.988, M276.957)	DOHC VVT 24V (Petrol)	-	-	TCS159	-	TBS075	-	
E-Class	E350 (W211)	03/05	09/09	3.5L (M272.964)	DOHC 24V (Petrol)	-	-	TCS159	-	TBS083	TRS086	
E-Class	E350 (W212)	07/09	06/13	3.5L (M272.980)	DOHC VVT 24V (Petrol)	-	-	TCS159	-	TBS075	-	

Make and Model		Year		Engine		Part Number						Notes
		Start	Finish	Size & Model	Cam & Valves	Oil Pressure	Water Temp	Coolant Sensor	Fan Switch	Stop Light	Reverse Light	
Mercedes cont.												
E-Class	E350 CDI (W212)	10/09	06/13	3.0L (OM642.850)	DOHC 24V (Diesel)	-	-	TCS159 TCS177	-	TBS075	TRS086	Check illustrations for correct application
E-Class	E36 AMG (W210)	05/96	07/97	3.6L (M104.995)	DOHC 24V (Petrol)	-	TTS039 TTS043	TCS100	-	TBS039	-	Check illustrations for correct application
E-Class	E430 (W210)	02/98	08/02	4.3L (M113.940)	SOHC 24V (Petrol)	-	-	TCS114	-	TBS039 TBS122	-	Check illustrations for correct application
E-Class	E500 (W211)	08/02	09/06	5.0L (M113.967)	SOHC 24V (Petrol)	-	-	TCS114	-	TBS083	-	
E-Class	E500 (W211)	10/06	09/09	5.5L (M273.960)	DOHC 32V (Petrol)	-	-	TCS159	-	TBS083	-	
E-Class	E55 AMG (W210)	03/98	09/02	5.4L (M113.980)	DOHC 24V (Petrol)	-	-	TCS114	-	TBS039 TBS122	-	Check illustrations for correct application
E-Class	E55 AMG (W211)	10/02	09/06	5.4L (M113)	DOHC 24V (Petrol)	-	-	TCS114	-	TBS083	-	
E-Class	E63 AMG (W211)	10/06	06/13	6.2L (M156.983)	DOHC 32V (Petrol)	-	-	TCS177	-	TBS083	-	
E-Class	E63 AMG (W212)	11/09	06/13	6.2L (M156.985)	DOHC 32V (Petrol)	-	-	TCS177	-	TBS075	-	
E-Class	E63 AMG (W212)	02/11	06/13	5.5L (M157.981)	DOHC VVT 32V (Petrol)	-	-	TCS159	-	TBS075	-	
G-Class	G55 AMG (W463)	02/11	06/13	5.4L (M113.993)	SOHC 24V (Petrol)	-	-	TCS114	-	TBS122	-	
GL-Class	GL320 CDI (X164)	11/06	01/10	3.0L (OM642.940)	DOHC 24V (Diesel)	-	-	TCS159 TCS177	-	-	-	Check illustrations for correct application
GL-Class	GL350 (X164)	01/10	06/13	3.0L (OM642.940)	DOHC VVT 24V (Diesel)	-	-	TCS159 TCS177	-	-	-	Check illustrations for correct application
GL-Class	GL450 CDI (X164)	02/11	06/13	4.0L (OM629.912)	DOHC VVT 32V (Diesel)	-	-	TCS159 TCS177	-	-	-	Check illustrations for correct application
GL-Class	GL500 (X164)	11/06	02/10	5.5L (M273.963)	DOHC 32V (Petrol)	-	-	TCS159	-	-	-	
ML-Class	ML270 CDI (W163)	01/00	08/05	2.7L (OM612.963)	DOHC 20V (Diesel)	-	-	TCS114	-	TBS122	TRS086	
ML-Class	ML280 CDI (W164)	10/06	11/09	3.0L (OM642.920)	DOHC 24V (Diesel)	-	-	TCS159 TCS177	-	-	-	Check illustrations for correct application
ML-Class	ML300 CDI (W164)	12/09	01/11	3.0L (OM642.940)	DOHC 24V (Diesel)	-	-	TCS159 TCS177	-	-	-	Check illustrations for correct application
ML-Class	ML300 CDI (W164)	02/11	03/12	3.0L (OM642.820)	DOHC 24V (Diesel)	-	-	TCS159	-	-	-	
ML-Class	ML320 (W163)	09/98	11/01	3.2L (M112.942)	SOHC 18V (Petrol)	-	-	TCS114	-	TBS084 TBS122	-	Check illustrations for correct application
ML-Class	ML320 CDI (W164)	09/05	11/09	3.0L (OM642.940)	DOHC 24V (Diesel)	-	-	TCS159 TCS177	-	-	-	Check illustrations for correct application
ML-Class	ML350 (W163)	05/03	08/05	3.7L (M112.970)	SOHC 18V (Petrol)	-	-	TCS114	-	-	-	
ML-Class	ML350 (W164)	09/05	03/12	3.5L (M272.967)	DOHC 24V (Petrol)	-	-	TCS159	-	-	-	
ML-Class	ML350 CDI (W164)	12/09	01/11	3.0L (OM642.940)	DOHC 24V (Diesel)	-	-	TCS159 TCS177	-	-	-	Check illustrations for correct application
ML-Class	ML350 CDI (W164)	02/11	03/12	3.0L (OM642.820)	DOHC 24V (Diesel)	-	-	TCS159 TCS177	-	-	-	Check illustrations for correct application
ML-Class	ML430 (W163)	03/99	12/01	4.3L (M113.942)	SOHC 24V (Petrol)	-	-	TCS114	-	TBS084	-	To chassis A 145272, X 707755
ML-Class	ML430 (W163)	03/99	12/01	4.3L (M113.942)	SOHC 24V (Petrol)	-	-	TCS114	-	TBS122	-	From chassis A 145273, X 707756
ML-Class	ML500 (W163)	11/01	09/05	5.0L (M113.965)	SOHC 24V (Petrol)	-	-	TCS114	-	TBS122	-	

Make and Model		Year		Engine		Part Number						Notes
		Start	Finish	Size & Model	Cam & Valves	Oil Pressure	Water Temp	Coolant Sensor	Fan Switch	Stop Light	Reverse Light	
Mercedes cont.												
ML-Class	ML500 (W164)	09/05	09/07	5.0L (M113.964)	SOHC 24V (Petrol)	-	-	TCS114	-	-	-	
ML-Class	ML500 (W164)	11/07	03/12	5.5L (M273.963)	DOHC 32V (Petrol)	-	-	TCS159	-	-	-	
ML-Class	ML55 AMG (W163)	11/01	08/05	5.4L (M113.981)	SOHC 24V (Petrol)	-	-	TCS114	-	TBS122	-	
ML-Class	ML63 AMG (W164)	10/06	03/12	6.2L (M156.980)	DOHC 32V (Petrol)	-	-	TCS177	-	-	-	
R-Class	R280 CDI (W251)	10/07	01/10	3.0L (OM642.950)	DOHC 24V (Diesel)	-	-	TCS159 TCS177	-	-	-	Check illustrations for correct application
R-Class	R300 CDI (W251)	01/10	06/13	3.0L (OM642.950)	DOHC 24V (Diesel)	-	-	TCS159 TCS177	-	-	-	Check illustrations for correct application
R-Class	R320 CDI (W251)	04/06	01/10	3.0L (OM642.950)	DOHC 24V (Diesel)	-	-	TCS159 TCS177	-	-	-	Check illustrations for correct application
R-Class	R350 (W251)	04/06	06/10	3.5L (M272.967)	DOHC 24V (Petrol)	-	-	TCS159	-	-	-	
R-Class	R350 CDI (W251)	01/10	06/10	3.0L (OM642.950)	DOHC 24V (Diesel)	-	-	TCS159 TCS177	-	-	-	Check illustrations for correct application
R-Class	R500 (W251)	04/06	10/07	5.0L (M113.971)	SOHC 24V (Petrol)	-	-	TCS114	-	-	-	
R-Class	R500 (W251)	10/07	06/10	5.5L (M273.963)	DOHC 32V (Petrol)	-	-	TCS159	-	-	-	
S-Class	S280 (W140)	10/95	12/99	2.8L (M104.944)	DOHC 24V (Petrol)	TPS105	TTS039 TTS043	TCS100 TCS162 TCS177	-	TBS039	-	Check illustrations for correct application
S-Class	S280 (W220)	01/99	01/02	2.8L (M112.922)	SOHC 18V (Petrol)	-	-	TCS114	-	TBS122	-	
S-Class	S320 (W140)	09/93	12/99	3.2L (M104.990)	DOHC 24V (Petrol)	-	TTS039 TTS043	TCS097	-	TBS039	-	Check illustrations for correct application
S-Class	S320 (W220)	04/99	01/03	3.2L (M112.944)	SOHC 18V (Petrol)	-	-	TCS114	-	TBS122	-	
S-Class	S320 CDI (W220)	01/00	01/02	3.2L (OM613.960)	DOHC 24V (Diesel)	-	-	TCS114	TFS189	TBS122	-	
S-Class	S320 CDI (W221)	01/08	09/09	3.0L (OM642.930)	DOHC 24V (Diesel)	-	-	TCS159 TCS177	-	TBS075	-	Check illustrations for correct application
S-Class	S350 (W220)	02/03	02/06	3.7L (M112.972)	SOHC 18V (Petrol)	-	-	TCS114	-	TBS122	-	
S-Class	S350 (W221)	03/06	06/13	3.5L (M272.965, M276.950)	DOHC 24V (Petrol)	-	-	TCS159	-	TBS075	-	
S-Class	S350 CDI (W221)	01/09	06/13	3.0L (OM642.862, OM642.930)	DOHC 24V (Diesel)	-	-	TCS159 TCS177	-	TBS075	-	Check illustrations for correct application
S-Class	S420 (W140)	09/93	12/99	4.2L (M119.971)	DOHC 32V (Petrol)	TPS105	TTS039 TTS043	TCS097	-	TBS039	-	Check illustrations for correct application
S-Class	S430 (W220)	02/98	02/06	4.3L (M113.941)	SOHC 24V (Petrol)	-	-	TCS114	TFS189	TBS122	-	
S-Class	S500 (W140)	09/93	12/99	5.0L (M119.970)	DOHC 32V (Petrol)	TPS105	TTS039 TTS043	TCS097	-	TBS039	-	Check illustrations for correct application
S-Class	S500 (W220)	04/99	02/06	5.0L (M113.960)	SOHC 24V (Petrol)	-	-	TCS114	TFS189	TBS122	-	
S-Class	S500, L (W221)	02/06	01/11	5.5L (M273.961)	DOHC 32V (Petrol)	-	-	TCS159	-	TBS075	-	
S-Class	S500, L (W221)	02/11	06/13	4.7L (M278.932)	DOHC 32V (Petrol)	-	-	TCS159	-	-	-	
S-Class	S55 AMG Kompressor (W220)	02/03	02/06	5.4L (M113.995)	SOHC 24V (Petrol)	-	-	TCS114	-	-	-	
S-Class	S600 L (W140)	09/93	12/99	6.0L (M120.980)	DOHC 48V (Petrol)	TPS105	TTS039 TTS043	TCS097	-	TBS039	-	Check illustrations for correct application

Make and Model		Year		Engine		Part Number						Notes
		Start	Finish	Size & Model	Cam & Valves	Oil Pressure	Water Temp	Coolant Sensor	Fan Switch	Stop Light	Reverse Light	
Mercedes cont.												
S-Class	S600 SL (W129)	05/93	12/93	6.0L (M120)	DOHC 48V (Petrol)	-	-	TCS097	-	-	-	
S-Class	S600 L (W220)	11/00	02/03	5.8L (M137.970)	SOHC 36V (Petrol)	-	-	TCS114	-	TBS122	-	
S-Class	S600 L (W220)	03/03	02/06	5.5L (M275.950)	SOHC 36V (Petrol)	-	-	TCS114	TFS189	TBS122	-	
S-Class	S63 AMG (W221)	09/07	01/11	6.2L (M156.984)	DOHC 32V (Petrol)	-	-	TCS177	-	TBS075	-	
S-Class	S63 AMG (W221)	02/11	06/13	5.5L (M157.980)	DOHC 32V (Petrol)	-	-	TCS159	-	-	-	
S-Class	S65L AMG (W220)	05/05	02/06	6.0L (M275.980)	SOHC 36V (Petrol)	-	-	TCS114	TFS189	TBS122	-	
S-Class	S65 AMG (W221)	10/06	06/13	6.0L (M275.982)	SOHC 36V (Petrol)	-	-	TCS114	-	TBS075	-	
SL-Class	SL280 (R129)	11/95	04/99	2.8L (M104.943)	DOHC 24V (Petrol)	TPS105	TTS039 TTS043	TCS100 TCS162 TCS177	-	TBS039	TRS084	Check illustrations for correct application
SL-Class	SL280 (R129)	01/98	01/00	2.8L (M112.923)	SOHC 18V (Petrol)	-	-	TCS114	-	TBS039	TRS084	
SL-Class	SL320 (R129)	01/93	01/97	3.2L (M104.991)	DOHC 24V (Petrol)	TPS105	TTS039	TCS100 TCS162 TCS177	-	TBS039	-	Check illustrations for correct application
SL-Class	SL320 (R129)	03/99	10/01	3.2L (M112.943)	SOHC 18V (Petrol)	-	-	TCS114	-	TBS039	-	
SL-Class	SL350 (R230)	10/03	12/06	3.7L (M112.973)	SOHC 18V (Petrol)	-	-	TCS114	-	TBS122	TRS086	Check illustrations for correct application
SL-Class	SL350 (R230)	05/06	06/13	3.5L (M272.966, M272.968)	DOHC 24V (Petrol)	-	-	TCS159	-	TBS122	-	
SL-Class	SL500 (R129)	09/93	12/96	5.0L (M119.972)	DOHC 32V (Petrol)	TPS105	TTS039 TTS043	TCS097	-	TBS039	-	Check illustrations for correct application
SL-Class	SL500 (R129)	10/95	06/98	5.0L (M119.982)	DOHC 32V (Petrol)	TPS105	TTS039 TTS043	TCS162	-	TBS039	-	Check illustrations for correct application
SL-Class	SL500 (R129)	01/99	12/02	5.0L (M113.961)	SOHC 24V (Petrol)	-	-	TCS114	-	TBS039	-	
SL-Class	SL500 (R230)	01/02	01/05	5.0L (M113.963)	SOHC 24V (Petrol)	-	-	TCS114	-	TBS122	-	
SL-Class	SL500 (R230)	01/06	06/13	5.5L (M273.965)	DOHC 32V (Petrol)	-	-	TCS159	-	TBS122	-	
SL-Class	SL55 AMG (R230)	01/02	05/08	5.4L (M113.992, M113.995)	SOHC 24V (Petrol)	-	-	TCS114	-	TBS122	-	
SL-Class	SL600 (R129)	09/93	12/96	6.0L (M120.981)	DOHC 48V (Petrol)	TPS105	TTS039 TTS043	TCS097	-	TBS039	-	Check illustrations for correct application
SL-Class	SL600 (R129)	09/93	07/02	6.0L (M120.983)	DOHC 48V (Petrol)	-	TTS039	TCS097 TCS114	-	TBS039 TBS122	-	Check illustrations for correct application
SL-Class	SL600 (R230)	07/02	06/13	5.5L (M275.951, M275.954)	SOHC 36V (Petrol)	-	-	TCS114	-	TBS122	-	
S-Class	S600 L (W221)	05/06	06/13	5.5L (M275.953)	SOHC 36V (Petrol)	-	-	TCS114	-	TBS075	-	
SL-Class	SL63 AMG (R230)	01/08	06/13	6.2L (M156.981)	SOHC 24V (Petrol)	-	-	TCS177	-	TBS122	-	
SL-Class	SL65 AMG (R230)	10/04	06/13	6.0L (M275.981)	SOHC 36V (Petrol)	-	-	TCS114	-	TBS122	-	
SLK-Class	SLK200 (R170)	01/97	11/02	2.0L (M111.946)	DOHC 16V (Petrol)	-	-	TCS177	-	TBS039	TRS084	
SLK-Class	SLK200 (R170)	01/00	01/04	2.0L (M111.958)	DOHC 16V (Petrol)	-	-	TCS177	-	TBS039 TBS122	TRS086	Check illustrations for correct application
SLK-Class	SLK200 (R171)	01/04	05/08	1.8L (M271.944)	DOHC 16V (Petrol)	-	-	TCS114	-	TBS039 TBS121	TRS086	Check illustrations for correct application
SLK-Class	SLK200 (R171)	06/08	06/13	1.8L (M271.954)	DOHC 16V (Petrol)	-	-	TCS114	-	TBS121	TRS086	

Make and Model		Year		Engine		Part Number						Notes
		Start	Finish	Size & Model	Cam & Valves	Oil Pressure	Water Temp	Coolant Sensor	Fan Switch	Stop Light	Reverse Light	
Mercedes cont.												
SLK-Class	SLK230 (R170)	01/96	08/04	2.3L (M111.973)	DOHC 16V (Petrol)	-	-	TCS177	-	TBS039 TBS122	TRS084 TRS086	Check illustrations for correct application
SLK-Class	SLK230 (R170)	01/96	08/04	2.3L (M111.983)	DOHC 16V (Petrol)	-	-	TCS177	-	TBS039 TBS122	TRS086	Check illustrations for correct application
SLK-Class	SLK280 (R171)	01/05	05/08	3.0L (M272.942)	DOHC 24V (Petrol)	-	-	TCS159	-	TBS121	TRS086	
SLK-Class	SLK300 (R171)	03/10	06/11	3.0L (M272.942)	DOHC 24 (Petrol)	-	-	TCS159	-	-	TRS086	
SLK-Class	SLK32 AMG Kompressor (R170)	09/01	01/04	3.2L (M112.960)	SOHC 18V (Petrol)	-	-	TCS114	-	TBS039 TBS122	-	Check illustrations for correct application
SLK-Class	SLK320 (R170)	07/00	08/04	3.2L (M112.947)	SOHC 18V (Petrol)	-	-	TCS114	-	TBS039 TBS122	TRS086	Check illustrations for correct application
SLK-Class	SLK350 (R171)	01/04	06/11	3.5L (M272.963)	DOHC 24V (Petrol)	-	-	TCS159	-	TBS121	TRS086	
SLK-Class	SLK55 AMG (R171)	01/05	06/11	5.4L (M113.989)	SOHC 24V (Petrol)	-	-	TCS114	-	TBS121	-	
SLS-Class	SLS AMG (C197)	08/10	06/13	6.2L (M159)	DOHC 32V (Petrol)	-	-	TCS177	-	TBS075	-	
Sprinter	208 CDI (W901, W902)	01/00	12/06	2.2L (OM611.987)	DOHC 16V (Diesel)	-	-	TCS114	-	TBS084 TBS122	TRS087	Check illustrations for correct application
Sprinter	208D (W902)	01/99	01/00	2.3L (OM601.943)	SOHC 8V (Diesel)	TPS026	-	-	-	-	TRS087	Check illustrations for correct application
Sprinter	209 CDI (906)	01/07	01/09	2.1L (OM646.984)	DOHC 16V (Diesel)	-	-	TCS114 TCS177	-	TBS083	TRS087	Check illustrations for correct application
Sprinter	308D (W903)	02/98	05/00	2.3L (OM601.943)	SOHC 8V (Diesel)	TPS026	-	-	-	-	TRS087	Check illustrations for correct application
Sprinter	308 CDI (903)	12/01	12/06	2.2L (OM611.987)	DOHC 16V (Diesel)	-	-	TCS114	-	TBS084 TBS122	TRS087	Check illustrations for correct application
Sprinter	309 CDI (906)	10/06	01/10	2.1L (OM646.984)	DOHC 16V (Diesel)	-	-	TCS114 TCS177	-	TBS083	TRS087	Check illustrations for correct application
Sprinter	311 CDI (903)	07/05	10/06	2.1L (OM611.981)	DOHC VVT 16V (Diesel)	-	-	TCS114	-	TBS084 TBS122	TRS087	Check illustrations for correct application
Sprinter	311 CDI (906)	10/06	01/10	2.1L (OM646.985)	DOHC VVT 16V (Diesel)	-	-	TCS114 TCS177	-	TBS083	TRS087	Check illustrations for correct application
Sprinter	312 D (903)	02/98	05/00	2.9L (OM602.980)	SOHC 10V (Diesel)	TPS026	TTS039	TCS100 TCS162 TCS177	-	-	TRS087	Check illustrations for correct application
Sprinter	313 CDI (903)	01/01	12/06	2.2L (OM611.981)	DOHC 16V (Diesel)	-	-	TCS114	-	TBS084 TBS122	TRS087	Check illustrations for correct application
Sprinter	315 CDI (906)	10/06	01/10	2.1L (OM646.986)	DOHC VVT 16V (Diesel)	-	-	TCS114	-	-	-	
Sprinter	315 CDI (Turbo Diesel)	04/09	01/10	2.1L (OM646.990)	DOHC VVT 16V (Diesel)	-	-	TCS114 TCS177	-	TBS083	TRS087	Check illustrations for correct application
Sprinter	316 CDI (903)	07/03	12/06	2.7L (OM651.957)	DOHC 20V (Diesel)	-	-	TCS114	-	-	-	
Sprinter	316 CDI (W903)	07/03	10/06	2.7L (OM612.981)	DOHC 20V (Diesel)	-	-	TCS114	-	TBS084 TBS122	TRS087	Check illustrations for correct application
Sprinter	316NGT, (Supercharged)	02/10	06/13	1.8L (M 271.951)	DOHC VVT 16V (LPG)	-	-	TCS114 TCS177	-	TBS083	TRS087	Check illustrations for correct application
Sprinter	316 CDI	02/10	06/13	2.1L (OM651.957)	DOHC 16V (Diesel)	-	-	TCS159 TCS182	-	TBS083	TRS087	Check illustrations for correct application

Make and Model		Year		Engine		Part Number						Notes
		Start	Finish	Size & Model	Cam & Valves	Oil Pressure	Water Temp	Coolant Sensor	Fan Switch	Stop Light	Reverse Light	
Mercedes cont.												
Sprinter	318 CDI (906)	10/06	01/10	3.0L (OM642.992)	DOHC 24V (Diesel)	-	-	TCS159 TCS177	-	TBS083	TRS087	Check illustrations for correct application
Sprinter	319 CDI (Turbo Diesel)	02/10	06/13	3.0L (OM642.896)	DOHC VVT 24V (Diesel)	-	-	TCS159 TCS177	-	TBS083	TRS087	Check illustrations for correct application
Sprinter	412D (W904)	02/98	05/00	2.9L (OM602.980)	SOHC 10V (Diesel)	TPS026	TTS039	TCS100 TCS162 TCS177	-	-	TRS087	Check illustrations for correct application
Sprinter	413 CDI (904)	05/00	10/06	2.2L (OM611.981)	DOHC 16V (Diesel)	-	-	TCS114	-	TBS084 TBS122	TRS087	Check illustrations for correct application
Sprinter	416 CDI (W904)	07/03	12/06	2.7L (OM612.981)	DOHC 20V (Diesel)	-	-	TCS114	-	TBS084 TBS122	TRS087	Check illustrations for correct application
Sprinter	416 CDI (906)	02/10	06/13	2.1L (OM651.957)	DOHC 16V (Diesel)	-	-	TCS159 TCS182	-	TBS083	TRS087	Check illustrations for correct application
Sprinter	419 CDI (906)	02/10	06/13	3.0L (OM642.896)	DOHC VVT 24V (Diesel)	-	-	TCS159 TCS177	-	TBS083	TRS087	Check illustrations for correct application
Sprinter	511 CDI (W906)	01/10	06/13	2.1L (OM646.985)	DOHC VVT 16V (Diesel)	-	-	TCS114 TCS177	-	TBS083	TRS087	Check illustrations for correct application
Sprinter	515 CDI (906)	10/06	01/10	2.1L (OM646.986)	DOHC 16V (Diesel)	-	-	TCS114	-	TBS083	TRS087	
Sprinter	516 (Supercharged)	02/10	06/13	1.8L (M271.951)	DOHC VVT 16V (LPG)	-	-	TCS114	-	TBS083	TRS087	
Sprinter	516 CDI (Turbo Diesel)	02/10	06/13	2.1L (OM651.957)	DOHC 16V (Diesel)	-	-	TCS159 TCS182	-	TBS083	TRS087	Check illustrations for correct application
Sprinter	518 CDI (906)	10/06	03/09	3.0L (OM642.992)	DOHC 24V (Diesel)	-	-	TCS159 TCS177	-	TBS075	TRS087	Check illustrations for correct application
Sprinter	518 CDI (906)	04/09	01/10	3.0L (OM642.992)	DOHC 24V (Diesel)	-	-	TCS159 TCS177	-	TBS083	TRS087	Check illustrations for correct application
Sprinter	519 CDI (Turbo Diesel)	02/10	06/13	3.0L (OM642.896)	DOHC VVT 24V (Diesel)	-	-	TCS159 TCS177	-	TBS083	TRS087	Check illustrations for correct application
Sprinter	616 CDI (W905)	04/02	12/06	2.7L (OM612.981)	DOHC 20V (Diesel)	-	-	TCS114	-	TBS084 TBS122	TRS087	Check illustrations for correct application
Viano	2.2 CDI (639)	07/05	02/11	2.2L (OM646.982)	DOHC 16V (Diesel)	-	-	TCS114 TCS177	-	TBS084	TRS086	To chassis 088735. Check illustrations for correct application
Viano	2.2 CDI (639)	07/05	02/11	2.2L (OM646.982)	DOHC 16V (Diesel)	-	-	TCS114 TCS177	-	TBS083	TRS086	From chassis 088736. Check illustrations for correct application
Viano	3.0 CDI (639)	01/05	01/06	3.0L (OM642.990)	DOHC 24V (Diesel)	-	-	TCS159 TCS177	-	TBS083	-	Check illustrations for correct application
Viano	639	01/05	01/06	3.2L (M112.951)	SOHC 18V (Petrol)	-	-	TCS114	-	TBS083	TRS086	
Viano	639	01/05	01/10	3.7L (M112.976)	SOHC 24V (Petrol)	-	-	TCS114	-	TBS083	TRS086	
Vito	108 CDI (638)	08/99	04/04	2.2L (OM611A)	DOHC 16V (Diesel)	-	-	TCS114	TFS146	TBS084	-	Check illustrations for correct application
Vito	108 D (638)	02/98	12/99	2.3L (OM601.942)	SOHC 8V (Petrol)	TPS026	-	-	TFS146	TBS026	-	Check illustrations for correct application
Vito	109 CDI (W639)	04/04	12/06	2.2L (OM646.983)	DOHC 16V (Diesel)	-	-	TCS114 TCS177	-	TBS083 TBS084	TRS086	Check illustrations for correct application

Make and Model		Year		Engine		Part Number						Notes
		Start	Finish	Size & Model	Cam & Valves	Oil Pressure	Water Temp	Coolant Sensor	Fan Switch	Stop Light	Reverse Light	
Mercedes cont.												
Vito	109 CDI (639)	01/07	01/11	2.1L (OM646.980)	DOHC 16V (Diesel)	-	-	TCS114 TCS177	-	TBS083	TRS086	Check illustrations for correct application
Vito	110 CDI (639)	02/11	06/13	2.1L (OM651.940)	DOHC 16V (Diesel)	-	-	TCS159	-	TBS083	TRS086	
Vito	111 CDI (639)	04/04	11/06	2.1L (OM646.982)	DOHC 16V (Diesel)	-	-	TCS114 TCS177	-	TBS084	TRS086	To chassis 088735. Check illustrations for correct application
Vito	111 CDI (639)	04/04	11/06	2.1L (OM646.982)	DOHC 16V (Diesel)	-	-	TCS114 TCS177	-	TBS083	TRS086	From chassis 088736. Check illustrations for correct application
Vito	112 CDI (638)	02/01	03/04	2.2L (OM611.980)	DOHC 16V (Diesel)	-	-	TCS114	TFS146	TBS084	-	Check illustrations for correct application
Vito	113 (638)	02/98	04/04	2.0L (M111)	DOHC 16V (Petrol)	TPS026	TTS039	TCS162 TCS177	TFS146	TBS026 TBS084	-	Check illustrations for correct application
Vito	113 CDI (639)	02/11	06/13	2.1L (OM651.940)	DOHC 16V (Diesel)	-	-	TCS159	-	TBS083	TRS086	
Vito	115 CDI (639)	04/04	01/11	2.1L (OM646.980)	DOHC 16V (Diesel)	-	-	TCS114	-	-	-	
Vito	116 CDI (639)	02/11	06/13	2.1L (OM651.940)	DOHC 16V (Diesel)	-	-	TCS159	-	TBS083	TRS086	
Vito	119 (W639)	04/04	09/04	3.2L (M112.951)	SOHC 18V (Petrol)	-	-	TCS114	-	TBS084	TRS086	
Vito	119 (W639)	09/04	12/06	3.2L (M112.951)	SOHC 18V (Petrol)	-	-	TCS114	-	TBS083	TRS086	
Vito	120 CDI (639)	02/07	01/11	3.0L (OM642.990)	DOHC 24V (Diesel)	-	-	TCS159 TCS177	-	TBS083	-	Check illustrations for correct application
Vito	122 CDI (639)	02/11	06/13	3.0L (OM642.890)	DOHC 24V (Diesel)	-	-	TCS159	-	-	-	
MG												
MGB GT	GT	01/75	12/76	3.5L	OHV (Petrol)	-	TTS029	-	-	-	-	
MGF	1.8i VVC	03/97	09/02	1.8L (18K4K)	DOHC 16V (Petrol)	TPS039 TPS041	-	TCS107 TCS128	-	TBS027 TBS041	-	Check illustrations for correct application
MGF TF		09/02	06/05	1.8L (18K4F)	DOHC 16V (Petrol)	TPS039 TPS041	-	TCS128	-	TBS027 TBS041	-	Check illustrations for correct application
ZS180		11/04	03/05	2.5L (25K4F)	DOHC 24V (Petrol)	-	-	-	-	TBS041 TBS058	-	Check illustrations for correct application
ZT190		05/02	12/06	2.5L (25K4F)	DOHC 24V (Petrol)	TPS039	-	-	-	-	-	
MINI												
Clubman	Cooper S, R55	03/07	06/13	1.6L (N14 B6A)	SOHC 16V (Petrol)	TPS050	-	TCS172	-	TBS075	TRS034	
Cooper	R50	03/02	07/04	1.6L (W10 B16A)	SOHC 16V (Petrol)	TPS119	-	TCS202	-	TBS075	TRS030	
Cooper	R50	07/04	02/07	1.6L (W10 B16A)	SOHC 16V (Petrol)	TPS119	-	TCS202	-	TBS075	TRS034	
Cooper S	R50	03/02	09/04	1.6L (W11 B16A)	SOHC 16V (Petrol)	-	-	-	-	-	TRS026	
Cooper (incl. S)	R52	12/04	02/09	1.6L (W10, W11 B16A)	SOHC 16V (Petrol)	TPS119	-	TCS202	-	TBS075	TRS026	
Cooper S (JCW)	R52	08/05	02/09	1.6L (W11 B16)	SOHC 16V (Petrol)	TPS119	-	TCS202	-	TBS075	TRS026	
Cooper S	R53	05/02	02/07	1.6L (W11 B16)	SOHC 16V (Petrol)	TPS119	-	TCS202	-	TBS075	TRS026	Check illustrations for correct application
Cooper Clubman	R55	01/08	06/13	1.6L (N12B6A)	DOHC VVT 16V (Petrol)	TPS050 TPS126	-	TCS172	-	TBS075	TRS034	Check illustrations for correct application
Cooper	R56	10/10	06/13	1.6L (N14 B16CD)	DOHC 16V (Petrol)	TPS050	-	-	-	TBS075	TRS034	
Cooper	R56	03/07	06/13	1.6L (N12 B6A)	DOHC 16V (Petrol)	TPS050 TPS126	-	TCS172	-	TBS075	TRS034	Check illustrations for correct application

Make and Model		Year		Engine		Part Number						Notes
		Start	Finish	Size & Model	Cam & Valves	Oil Pressure	Water Temp	Coolant Sensor	Fan Switch	Stop Light	Reverse Light	
MINI cont.												
Cooper S	R56	03/07	06/13	1.6L (N14 B6A)	DOHC 16V (Petrol)	TPS050 TPS126	-	TCS172	-	TBS075	TRS034	Check illustrations for correct application
Cooper S (JCW)	R56	08/08	06/13	1.6L (N14 B6A)	DOHC 16V (Petrol)	TPS050	-	TCS172	-	TBS075	TRS034	
Cooper D	R56	04/07	09/10	1.6L (DV6TED4)	DOHC VVT 16V (Diesel)	TPS050	-	TCS144	-	TBS075	TRS034	
Cooper D	R56	10/10	06/13	1.6L (N47 C16A)	DOHC VVT 16V (Diesel)	TPS039	-	TCS183	-	TBS075	TRS034	
Cooper D	R56	09/11	06/13	2.0L (N14 C20A)	DOHC 16V (Diesel)	TPS039	-	TCS183	-	TBS075	-	
Cooper Cabrio	R57	01/09	06/13	1.6L (N12B6A)	DOHC VVT 16V (Petrol)	-	-	TCS172	-	TBS075	TRS034	
Cooper S (JCW)	R57	10/09	06/13	1.6L (N14 B6A)	DOHC VVT 16V (Petrol)	TPS050	-	TCS172	-	TBS075	TRS034	
Cooper (JCW)	R59	02/12	06/13	1.6L (N14B16CD)	DOHC 16V (Petrol)	TPS050	-	-	-	TBS075	TRS034	
Cooper S	R59	02/12	06/13	1.6L (N18B16A)	DOHC 16V (Petrol)	TPS126	-	-	-	TBS075	TRS034	
Cooper S Cabrio	R57	03/09	06/13	1.6L (N14 B6A)	DOHC VVT 16V (Petrol)	TPS126	-	-	-	TBS075	TRS034	
Countryman	R60	02/11	06/13	1.6L (N16 B16A)	DOHC VVT 16V (Petrol)	TPS126	-	-	-	TBS075	TRS034	
Countryman D	R60	04/11	06/13	1.6L (N47 C16A)	DOHC 16V (Diesel)	TPS039	-	TCS183	-	TBS075	TRS034	
Countryman D	R60	04/11	06/13	2.0L (N47 C20A)	DOHC 16V (Diesel)	TPS039	-	TCS183	-	TBS075	-	
Countryman S	R60	02/11	06/13	1.6L (N18 B6A)	DOHC VVT 16V (Petrol)	TPS126	-	-	-	TBS075	TRS034	
Countryman SD	R60	04/11	06/13	2.0L (N47 C20A)	DOHC 16V (Diesel)	TPS039	-	-	-	TBS075	TRS034	
One	R50	01/01	01/06	1.6L (W10 B16)	SOHC 16V (Petrol)	TPS119	-	TCS202	-	TBS075	TRS030 TRS034	Check illustrations for correct application
One	R56	01/07	01/08	1.4L (N14 B)	SOHC 16V (Petrol)	TPS050	-	TCS172	-	TBS075	TRS034	
One	R56	01/10	06/13	1.6L (N12 B6A)	DOHC 16V (Petrol)	TPS126	-	-	-	TBS075	TRS034	
Mitsubishi												
3000GT	4WD Turbo	10/92	12/96	3.0L (6G72)	DOHC 24V (Petrol)	TPS005 TPS008	TTS004	TCS030 TCS050	TFS141	TBS002 TBS016	TRS016	Check illustrations for correct application
Airtrek	All	01/01	01/07	2.0L, 2.4L	16V (Petrol)	TPS007 TPS008	TTS004	TCS055	-	TBS106 TBS107	-	Check illustrations for correct application
Aspire		01/98	01/02	1.8L (4G93)	DOHC 16V (Petrol)	TPS008	TTS004	-	TFS141	TBS107	TRS016	
Aspire		01/00	02/03	2.0L (4G94)	SOHC 16V (Petrol)	TPS008	TTS004	TCS055	-	TBS107	-	
ASX		07/10	06/13	1.8L (4B10)	DOHC 16V (Petrol)	TPS078	-	TCS055	-	TBS089	-	
ASX		07/10	06/13	1.8L (4N13)	DOHC 16V (Diesel)	TPS078	-	TCS055	-	TBS089	-	
ASX		07/10	06/13	2.0L (4B11)	DOHC 16V (Petrol)	TPS078	-	TCS055	-	TBS089	TRS079	
Canter	FC212, FC432	01/81	01/92	2.6L (4G54)	SOHC 8V (Petrol)	TPS007	TTS001	-	-	TBS009	TRS013	Check illustrations for correct application
Carisma	DA2A	01/95	01/01	1.8L (4G93)	DOHC 16V (Petrol)	TPS008	TTS004	TCS055	-	TBS034	TRS016	
Challenger		01/96	01/07	2.8L (4M40T)	SOHC 8V (Diesel)	TPS008	TTS018	-	TFS139	TBS009 TBS016	-	Check illustrations for correct application

Make and Model		Year		Engine		Part Number						Notes
		Start	Finish	Size & Model	Cam & Valves	Oil Pressure	Water Temp	Coolant Sensor	Fan Switch	Stop Light	Reverse Light	
Mitsubishi cont.												
Challenger		01/97	01/00	3.5L (6G74)	DOHC 24V (Petrol)	TPS005 TPS008	TTS004	TCS055	-	TBS016	-	Check illustrations for correct application
Challenger		03/98	03/07	3.0L (6G72-S4)	SOHC 24V (Petrol)	TPS007	TTS001	-	-	TBS009 TBS016	-	Check illustrations for correct application
Challenger		12/09	06/13	2.5L (4D56T)	DOHC 16V (Diesel)	TPS008 TPS078	TTS004	TCS055	-	TBS106 TBS107	-	Check illustrations for correct application
Chariot		01/91	01/98	2.0L (4G63)	SOHC 16V (Petrol)	TPS008	TTS004	TCS055	TFS139	TBS014	TRS016	
Chariot		01/97	04/03	2.4L (4G64)	DOHC 16V (Petrol)	TPS008	TTS004	TCS055	-	TBS106 TBS107	TRS016	Check illustrations for correct application
Colt		11/80	01/90	1.4L, 1.6L	SOHC (Petrol)	TPS007 TPS008	TTS017	-	TFS139	TBS010	TRS015	Check illustrations for correct application
Colt		01/01	12/08	1.3L, 1.5L	DOHC 16V (Petrol)	TPS008 TPS078	-	TCS055	-	TBS107 TBS108	-	Check illustrations for correct application
Cordia		04/83	07/89	1.6L, 1.8L	SOHC 8V (Petrol)	TPS005	TTS017	TCS030	TFS139	TBS002 TBS014	TRS015	Check illustrations for correct application
Delica		03/94	06/99	2.5L (4D56, T)	SOHC 8V (Diesel)	TPS008	TTS018	-	-	TBS009 TBS010	TRS077	Check illustrations for correct application
Delica		03/94	06/00	2.8L (4M40T)	SOHC 8V (Diesel)	TPS007	-	-	-	-	-	
Delica		01/94	01/99	1.6L (4G92)	SOHC 16V (Petrol)	TPS008	TTS004	TCS050	-	TBS010	TRS077	
Delica		05/94	08/02	2.4L (4G64)	SOHC 16V (Petrol)	TPS008	TTS004	TCS055	TFS242	TBS009 TBS014	-	Check illustrations for correct application
Delica		01/07	01/09	2.4L (4B12)	DOHC 16V (Petrol)	TPS078	-	TCS055	-	TBS106 TBS107	-	Check illustrations for correct application
Diamante		01/95	09/02	3.0L (6G72)	DOHC 24V (Petrol)	TPS008	TTS004	TCS055	-	TBS014 TBS016 TBS106	TRS016	Check illustrations for correct application
Diamante		07/00	05/03	3.5L (6G74)	SOHC 24V (Petrol)	TPS007 TPS008	TTS004	TCS055	TFS224	TBS106 TBS107	TRS016	Check illustrations for correct application
Dion		01/00	01/05	2.0L (4G63, 4G64)	DOHC 16V (Petrol)	TPS008	TTS004	TCS055	-	TBS107	-	
Express		09/89	09/03	2.5L (4D56)	SOHC 8V (Diesel)	TPS007 TPS008	TTS018	-	-	TBS010	TRS014	Check illustrations for correct application
Express		10/86	11/96	2.0L, 2.4L (4G63, 4G64)	SOHC 8V (Petrol)	TPS007 TPS008	TTS004	TCS030	TFS141	TBS010	TRS014	Check illustrations for correct application
Express		06/94	06/13	2.0L, 2.4L (4G63, 4G64)	SOHC 16V (Petrol)	TPS007 TPS008	TTS004	TCS030 TCS055	-	TBS010	TRS014 TRS077	Check illustrations for correct application
Express	WA, PB4V	09/94	08/05	2.4L (4G64)	SOHC 16V (Petrol)	TPS007 TPS008	TTS004	TCS055	-	TBS009	-	Check illustrations for correct application
FTO		01/94	07/00	2.0L (6A12)	DOHC 24V (Petrol)	TPS008	TTS004	TCS055	-	TBS014	TRS016	
Galant		05/89	10/96	2.0L (4G63)	SOHC 8V/16V (Petrol)	TPS008	TTS004	TCS030	TFS140	TBS002 TBS016	TRS016	Check illustrations for correct application
Galant	GSR	05/89	03/93	2.0L (4G63)	DOHC 16V (Petrol)	TPS008	TTS004	TCS030	TFS140	TBS002 TBS016	TRS016	Check illustrations for correct application

Make and Model		Year		Engine		Part Number						Notes
		Start	Finish	Size & Model	Cam & Valves	Oil Pressure	Water Temp	Coolant Sensor	Fan Switch	Stop Light	Reverse Light	
Mitsubishi cont.												
Galant		04/93	10/96	2.0L (6A12)	DOHC 24V (Petrol)	TPS008	TTS004	TCS055	-	TBS002	TRS016	
Galant	EA1A	08/96	04/00	1.8L (4G93)	DOHC 16V (Petrol)	TPS008	TTS004	-	TFS141	TBS107	TRS016	
Galant	EA5A, EA5W	01/97	01/05	2.5L (6A13)	DOHC 24V (Petrol)	TPS007 TPS008	TTS004	TCS055	-	TBS106 TBS107	TRS016	Check illustrations for correct application
Galant	EA2A, EA2W	01/98	01/07	2.0L (4G63)	DOHC 16V (Petrol)	TPS007 TPS008	TTS004	TCS055	TFS141	TBS106 TBS107	TRS016	Check illustrations for correct application
Galant	EC3A, EA3A	01/98	01/07	2.4L (4G64)	DOHC 16V (Petrol)	TPS007 TPS008	TTS004	TCS055	-	TBS106 TBS107	-	Check illustrations for correct application
Galant		01/00	01/03	2.0L (4G94)	SOHC 16V (Petrol)	TPS008	TTS004	TCS055	-	TBS107	-	
Galant	CY4A	01/08	01/09	2.0L (4B11)	DOHC 16V (Petrol)	TPS078	-	TCS055	-	TBS106 TBS107	TRS079	Check illustrations for correct application
Grandis	NA4W	01/04	01/07	2.4L (4G69)	SOHC 16V (Petrol)	TPS007 TPS008 TPS078	-	TCS055	-	TBS106 TBS107	TRS016	Check illustrations for correct application
ICar	HA1W	01/06	01/08	0.7L (3B20)	DOHC 16V (Petrol)	TPS078	-	TCS055	-	TBS107	-	
L200		05/79	10/86	1.6L, 2.0L	SOHC 8V (Petrol)	TPS007 TPS008	TTS017	-	-	TBS002 TBS014	TRS013 TRS014	Check illustrations for correct application
L200		10/82	10/86	2.3L (4D55)	SOHC 8V (Diesel)	TPS007 TPS008	TTS018	-	-	TBS014	TRS013	Check illustrations for correct application
L200		01/97	01/02	2.4L (4G64)	SOHC 8V (Petrol)	TPS007 TPS008	TTS004	TCS055	-	TBS009 TBS012	TRS017	Check illustrations for correct application
L200		01/97	01/06	2.8L (4M40)	SOHC 8V (Diesel)	TPS007 TPS008	TTS018	-	-	TBS009 TBS012	TRS017	Check illustrations for correct application
L300		01/98	01/06	2.4L (4G64)	SOHC 16V (Petrol)	TPS008	TTS004	TCS055	-	TBS010	TRS077	
L300		01/98	01/07	2.5L (4D56, T)	SOHC 8V (Diesel)	TPS007 TPS008	TTS018	-	-	TBS010	TRS077	Check illustrations for correct application
L300 Express		04/80	10/86	1.6L, 1.8L, 2.0L	SOHC 8V (Petrol)	TPS008	TTS017	-	-	TBS010	TRS014	Check illustrations for correct application
Lancer	CA	09/88	08/90	1.5L (4G15)	SOHC 12V (Petrol)	TPS008	TTS004	-	TFS141	TBS002	TRS016	
Lancer	CA	04/89	08/90	1.5L (4G15)	SOHC 12V (Petrol)	TPS008	TTS004	TCS030	TFS141	TBS014	TRS016	
Lancer	CB	09/90	09/92	1.5L (4G15)	SOHC 12V (Petrol)	TPS008	TTS004	TCS050	TFS141	TBS002 TBS014	TRS016	Check illustrations for correct application
Lancer	CB	01/91	01/96	1.5L (4G91)	DOHC 16V (Petrol)	TPS008	TTS004	-	TFS141	TBS014	TRS016	
Lancer	CB (GSR)	09/90	09/92	1.6L (4G61)	DOHC 16V (Petrol)	TPS008	TTS004	TCS030	TFS141	TBS002	TRS016	
Lancer	CC	09/92	07/96	1.5L (4G15)	SOHC 12V/16V (Petrol)	TPS008	TTS004	-	TFS141 TFS142	TBS002 TBS014	TRS016	Check illustrations for correct application
Lancer	CC	09/92	07/96	1.6L (4G92)	SOHC 12V/16V (Petrol)	TPS008	TTS004	TCS055	TFS141 TFS142	TBS002 TBS014	TRS016	Check illustrations for correct application
Lancer	CC	09/92	07/96	1.8L (4G93)	SOHC 16V (Petrol)	TPS008	TTS001	TCS055	TFS141 TFS142	TBS009	TRS016	Check illustrations for correct application
Lancer	CC (GSR)	11/92	07/96	1.8L (4G93)	DOHC 16V (Petrol)	TPS008	TTS001	TCS055	TFS141 TFS142	TBS009	TRS016	Check illustrations for correct application
Lancer	CK2A, CK2D, CK2C	01/95	01/00	1.5L (4G15)	DOHC 16V (Petrol)	TPS008	TTS004	TCS055	TFS141	TBS014	TRS016	

Make and Model		Year		Engine		Part Number						Notes
		Start	Finish	Size & Model	Cam & Valves	Oil Pressure	Water Temp	Coolant Sensor	Fan Switch	Stop Light	Reverse Light	
Mitsubishi cont.												
Lancer	CE	07/96	07/04	1.5L (4G15)	SOHC 12V (Petrol)	TPS008	TTS001 TTS004	TCS055	TFS141	TBS009 TBS014	TRS016	Check illustrations for correct application
Lancer	CE	07/96	07/04	1.8L (4G93)	SOHC 16V (Petrol)	TPS008	TTS001	TCS055	TFS141	TBS009 TBS014	TRS016	Check illustrations for correct application
Lancer	CE (MR)	01/02	08/03	1.8L (4G93)	SOHC 16V (Petrol)	-	TTS001	-	TFS141	-	-	
Lancer	CS2A, CS2W, CS2V	01/00	01/06	1.5L (4G15)	DOHC 16V (Petrol)	TPS007 TPS008	TTS004	TCS055	-	TBS107	TRS016	Check illustrations for correct application
Lancer	CS5W, CS5A	01/00	01/04	1.8L (4G93)	DOHC 16V (Petrol)	TPS008	TTS004	TCS055	TFS142	TBS107	-	
Lancer	CG	07/02	08/03	2.0L (4G94)	SOHC 16V (Petrol)	-	TTS001	-	-	-	-	
Lancer	CH	06/02	09/07	2.0L, 2.4L	SOHC 16V (Petrol)	TPS007 TPS008	TTS004	TCS055	-	TBS106 TBS107	TRS016	Check illustrations for correct application
Lancer	CJ	10/07	06/13	2.0L, 2.4L	DOHC 16V (Petrol)	TPS078	-	TCS055	-	TBS106 TBS107	TRS016 TRS079	Check illustrations for correct application
Lancer	EVO IV	01/96	01/98	2.0L (4G63T)	DOHC 16V (Petrol)	TPS008	TTS004	TCS055	-	TBS014	TRS016	
Lancer	EVO V, VI	01/98	09/01	2.0L (4G63T)	DOHC 16V (Petrol)	TPS008	TTS004	TCS055	-	TBS014	TRS016	
Lancer	EVO VII, VIII	10/01	08/05	2.0L (4G63T)	DOHC 16V (Petrol)	TPS007 TPS008	TTS004	TCS055	-	TBS107	TRS016	Check illustrations for correct application
Lancer	EVO IX	08/05	09/07	2.0L (4G63T)	DOHC 16V (Petrol)	TPS007 TPS008	TTS004	TCS055	-	TBS107	TRS016	Check illustrations for correct application
Lancer	EVO X	01/07	06/13	2.0L (4B11T)	DOHC 16V (Petrol)	TPS078	-	TCS055	-	TBS106 TBS107	TRS016	Check illustrations for correct application
Legnum	EA1W	01/95	01/00	1.8L (4G93)	DOHC 16V (Petrol)	-	-	-	TFS139	-	-	
Legnum	EC5W, EA5W	01/96	01/01	2.5L (6A13)	SOHC 24V (Petrol)	TPS008	TTS004	TCS055	-	TBS106 TBS107	TRS016	Check illustrations for correct application
Legnum	EA3W, FWD	01/98	12/02	2.4L (4G64)	DOHC 16V (Petrol)	TPS008	TTS004	TCS055	-	TBS106 TBS107	TRS016	Check illustrations for correct application
Libero	CB5W, CD5W	05/92	03/00	1.8L (4G93)	SOHC 16V (Petrol)	TPS008	TTS004	TCS055	-	TBS014	TRS016	
Magna	TM	05/85	05/87	2.6L (4G54)	SOHC 8V (Petrol)	TPS005 TPS006	TTS001 TTS018	-	TFS139	-	TRS015	Check illustrations for correct application
Magna	TN	04/87	05/89	2.6L (4G54)	SOHC 8V (Petrol)	TPS005 TPS006	TTS001	TCS040	TFS139	-	TRS016 TRS029	Check illustrations for correct application
Magna	TP	06/89	12/91	2.6L (4G54)	SOHC 8V (Petrol)	TPS006	TTS001	TCS040	TFS139	TBS016	-	
Magna	TR	04/91	03/94	2.6L (4G54)	SOHC 8V (Petrol)	TPS006	TTS004 TTS018	TCS040	TFS140	TBS002 TBS016	TRS016	Check illustrations for correct application
Magna	TR	04/93	03/94	3.0L (6G72)	SOHC 12V (Petrol)	TPS008	TTS004	TCS050	TFS141	TBS002 TBS016	TRS016	Check illustrations for correct application
Magna	TS	03/94	01/97	2.6L (4G54)	SOHC 8V (Petrol)	TPS006	TTS004	TCS040	TFS141	TBS009 TBS016	TRS016	Check illustrations for correct application
Magna	TS	03/94	01/97	3.0L (6G72)	SOHC 12V (Petrol)	TPS008	TTS004	TCS050	TFS141	TBS009 TBS016	TRS016	Check illustrations for correct application
Magna	TE	04/96	05/97	2.4L (4G64-S4)	SOHC 16V (Petrol)	TPS007	TTS001	TCS030	TFS139	TBS009	TRS013	
Magna	TE	04/96	05/97	3.0L (6G72-S4)	SOHC 24V (Petrol)	TPS007	TTS001	TCS055	TFS139	TBS016	TRS016	
Magna	TF	06/97	03/99	2.4L (4G64-S4)	SOHC 16V (Petrol)	TPS007	TTS001	TCS030	TFS139	TBS009	TRS027	

Make and Model		Year		Engine		Part Number						Notes
		Start	Finish	Size & Model	Cam & Valves	Oil Pressure	Water Temp	Coolant Sensor	Fan Switch	Stop Light	Reverse Light	
Mitsubishi cont.												
Magna	TF	06/97	03/99	3.0L (6G72-S4)	SOHC 24V (Petrol)	TPS007	TTS001	TCS055	TFS139	TBS016	TRS016	
Magna	TH	03/99	12/00	3.0L (6G72-S4)	SOHC 24V (Petrol)	TPS007	TTS001	TCS055	-	-	-	
Magna	TH	03/99	12/00	3.5L (6G74-S4)	SOHC 24V (Petrol)	TPS007	TTS001	-	-	TBS009	TRS016	
Magna	TJ	08/00	06/03	3.0L (6G72-S4)	SOHC 24V (Petrol)	TPS007	TTS001	-	-	-	-	
Magna	TJ (incl. AWD)	08/00	06/03	3.5L (6G74-S4)	SOHC 24V (Petrol)	TPS007	TTS001	-	-	TBS009	TRS016	
Magna	TL, TW	06/03	09/05	3.5L (6G74)	SOHC 24V (Petrol)	TPS007	TTS001	-	-	-	-	
Magna	TL (LPG)	06/03	10/04	3.5L (6G74)	SOHC 24V (LPG)	TPS007 TPS008	TTS004	TCS055	-	TBS106	TRS016	Check illustrations for correct application
Mirage		01/91	01/00	1.3L (4G13)	SOHC 12V (Petrol)	TPS008	TTS004	TCS050 TCS055	TFS141 TFS142	TBS014	TRS016	Check illustrations for correct application
Mirage		01/91	12/96	1.5L (4G91)	DOHC 16V (Petrol)	TPS008	TTS004	TCS055	TFS141	TBS014	TRS016	
Mirage	CE	07/96	08/04	1.5L (4G15)	SOHC 12V (Petrol)	TPS007	TTS001	TCS055	TFS141	TBS009	TRS016	
Nimbus		05/84	08/87	1.8L (4G37)	SOHC 8V (Petrol)	TPS008	TTS017	-	TFS139	TBS002 TBS014	TRS015	Check illustrations for correct application
Nimbus		09/87	01/92	2.0L (4G63)	SOHC 8V (Petrol)	TPS007 TPS008	TTS004	-	TFS139	TBS002	TRS016 TRS029	Check illustrations for correct application
Nimbus		02/92	11/98	2.4L (4G64)	SOHC 16V (Petrol)	TPS008	TTS004	TCS030	TFS141	TBS002 TBS009	TRS016	Check illustrations for correct application
Nimbus		11/98	04/04	2.4L (4G64)	SOHC 16V (Petrol)	TPS007	TTS001	-	TFS141	-	TRS016	
Outlander		01/03	09/06	2.4L (4G64, 4G69)	SOHC 16V (Petrol)	TPS007 TPS008	TTS004	TCS055	-	TBS106 TBS107	-	Check illustrations for correct application
Outlander	ZG, ZH, CW5W	11/06	10/12	2.4L (4B12)	DOHC VVT 16V (Petrol)	TPS078	-	TCS055	-	TBS089 TBS106	TRS079	Check illustrations for correct application
Outlander	ZG, CW6W	12/06	09/09	3.0L (6B31 Mivec)	SOHC 24V (Petrol)	TPS078 TPS102	-	TCS055	-	TBS089 TBS106	-	Check illustrations for correct application
Outlander	ZH, CW4W	08/10	10/12	2.0L (4B11)	DOHC VVT 16V (Petrol)	TPS078	-	TCS055	-	TBS089	-	
Pajero		01/83	10/86	2.3L (4D55 T)	SOHC 8V (Diesel)	TPS005 TPS008	TTS018	-	-	TBS014	TRS013	Check illustrations for correct application
Pajero		10/86	05/91	2.5L (4D56)	SOHC 8V (Diesel)	TPS005 TPS008	TTS018	-	-	TBS014	TRS013	Check illustrations for correct application
Pajero		05/91	01/97	2.5L (4D56T)	SOHC 8V (Diesel)	TPS008	TTS018	-	-	TBS012 TBS014 TBS016	TRS017 TRS078	Check illustrations for correct application
Pajero		01/83	10/93	2.6L (4G54)	SOHC 8V (Petrol)	TPS005 TPS008	TTS004 TTS017	TCS030	-	TBS014 TBS016	TRS013 TRS017	Check illustrations for correct application
Pajero		11/93	10/96	2.8L (4M40T)	SOHC 8V (Diesel)	TPS005 TPS008	TTS018	-	-	TBS014 TBS016	TRS017	Check illustrations for correct application
Pajero		10/96	06/00	2.8L (4M40T)	SOHC 8V (Diesel)	TPS008	TTS018	-	TFS242	TBS012 TBS016	-	Check illustrations for correct application
Pajero		05/00	11/02	2.8L (4M40T)	SOHC 8V (Diesel)	TPS008	TTS018	-	-	TBS107	-	
Pajero		05/88	05/91	3.0L (6G72)	SOHC 12V (Petrol)	TPS005	TTS004	TCS030	-	TBS014 TBS016	-	Check illustrations for correct application

Make and Model		Year		Engine		Part Number						Notes
		Start	Finish	Size & Model	Cam & Valves	Oil Pressure	Water Temp	Coolant Sensor	Fan Switch	Stop Light	Reverse Light	
Mitsubishi cont.												
Pajero		05/91	10/96	3.0L (6G72)	SOHC 12V (Petrol)	TPS005	TTS004 TTS018	TCS050	-	TBS014 TBS016	-	Check illustrations for correct application
Pajero		10/96	07/97	3.0L (6G72)	SOHC 12V (Petrol)	TPS008	TTS004	TCS055	TFS242	TBS012 TBS016	TRS078	Check illustrations for correct application
Pajero		01/00	01/05	3.0L (6G72)	DOHC 24V (Petrol)	TPS007 TPS008	TTS004	TCS055	-	TBS106 TBS107	TRS078	Check illustrations for correct application
Pajero		01/99	10/06	3.2L (4M41T)	DOHC 16V (Diesel)	TPS007 TPS008	TTS001	-	-	TBS106 TBS107	TRS017	Check illustrations for correct application
Pajero		12/06	06/13	3.2L (4M41T, U)	DOHC 16V (Diesel)	TPS078	-	TCS055	-	TBS106 TBS107	TRS017	Check illustrations for correct application
Pajero		11/93	10/96	3.5L (6G74)	SOHC 24V (Petrol)	TPS005	TTS004	TCS050	-	TBS016	TRS017	
Pajero		10/96	06/00	3.5L (6G74)	24V (Petrol)	TPS008	TTS004	TCS055	TFS242	TBS012 TBS016	-	Check illustrations for correct application
Pajero		05/00	10/06	3.5L, 3.8L (6G74, 5)	SOHC 24V (Petrol)	TPS007 TPS008	TTS004	TCS055	-	TBS106 TBS107	-	Check illustrations for correct application
Pajero		11/06	06/13	3.8L (6G75)	DOHC 24V (Petrol)	TPS078 TPS102	-	TCS055	-	TBS106 TBS107	-	Check illustrations for correct application
Pajero iO		03/98	09/03	1.6L, 1.8L, 2.0L	SOHC 16V (Petrol)	TPS008	TTS004	TCS055	-	TBS107	TRS091	
RVR		01/91	10/97	1.8L (4G93)	SOHC 16V (Petrol)	TPS008	TTS004	TCS050 TCS055	TFS141	TBS014	TRS016	Check illustrations for correct application
RVR		01/97	01/02	2.4L (4G64)	DOHC 16V (Petrol)	TPS008	TTS004	TCS055	-	TBS106 TBS107	-	Check illustrations for correct application
Scorpion		07/79	10/80	2.6L (4G54)	SOHC 8V (Petrol)	TPS005	TTS017	-	-	TBS002	TRS013	
Scorpion		11/80	09/85	2.6L (4G54)	SOHC 8V (Petrol)	TPS007	TTS017	-	-	TBS014	TRS029	
Sigma		10/77	05/80	1.6L, 1.8L, 2.0L, 2.6L	SOHC 8V (Petrol)	TPS008	TTS017	-	-	-	TRS013	
Sigma		05/80	02/84	1.6L, 2.0L, 2.6L	SOHC 8V (Petrol)	TPS007 TPS008	TTS017	-	-	-	-	Check illustrations for correct application
Sigma		03/82	02/84	2.0L, 2.6L	SOHC 8V (Petrol)	TPS005	TTS017	-	-	-	TRS013	
Sigma		03/84	12/87	1.6L, 2.0L, 2.6L	SOHC 8V (Petrol)	TPS008	TTS017	-	-	-	TRS014	
Starion		05/82	11/85	2.0L (4G63T)	SOHC 8V (Petrol)	TPS005	TTS017	-	TFS139	TBS002 TBS014	TRS013	Check illustrations for correct application
Starion		12/85	08/87	2.0L (4G63T)	SOHC 8V (Petrol)	TPS005	TTS017	TCS030	TFS139	TBS002 TBS014	TRS013	Check illustrations for correct application
Starwagon		10/86	09/94	2.0L, 2.4L (4G63, 4)	SOHC (Petrol)	TPS008	TTS004	TCS030	TFS141	TBS010	-	Check illustrations for correct application
Starwagon	WA PA3, 4W	04/94	09/03	2.0L, 2.4L (4G63, 4)	SOHC 16V (Petrol)	TPS008	TTS004	TCS055	TFS242	TBS009 TBS014	-	Check illustrations for correct application
Starwagon	WA 4WD	09/94	04/04	2.0L, 2.4L (4G63, 4)	SOHC 16V (Petrol)	TPS008	TTS004	TCS030	TFS141	TBS002	-	Check illustrations for correct application
Starwagon	SJ RWD	10/95	04/04	2.0L (4G63)	SOHC (Petrol)	TPS008	TTS004	-	-	TBS010	TRS014	
Starwagon	WA	09/94	12/98	3.0L (6G72)	SOHC (Petrol)	TPS008	TTS004	TCS030	-	TBS002	-	
Triton		10/86	10/96	2.6L (4G54)	SOHC 8V (Petrol)	TPS005 TPS008	TTS004	-	-	TBS014	TRS013	Check illustrations for correct application

Make and Model		Year		Engine		Part Number						Notes
		Start	Finish	Size & Model	Cam & Valves	Oil Pressure	Water Temp	Coolant Sensor	Fan Switch	Stop Light	Reverse Light	
Mitsubishi cont.												
Triton		09/90	10/96	3.0L (6G72)	SOHC (Petrol)	TPS005 TPS008	TTS004	TCS050	-	TBS014	-	Check illustrations for correct application
Triton		10/86	10/96	2.5L (4D56, T)	SOHC 8V (Diesel)	TPS005 TPS008	TTS018	-	-	TBS014	TRS013	Check illustrations for correct application
Triton		10/96	10/04	2.4L (4G64)	SOHC 16V (Petrol)	TPS007 TPS008	TTS004	TCS055	-	TBS009 TBS012	TRS017	Check illustrations for correct application
Triton		10/96	10/03	3.0L (6G72)	SOHC 24V (Petrol)	TPS007 TPS008	TTS001 TTS004	TCS050 TCS055	-	TBS009 TBS016	TRS078	Check illustrations for correct application
Triton		10/96	03/03	2.8L (4M40)	SOHC 8V (Diesel)	TPS008	TTS018	-	-	TBS009 TBS012	TRS017	Check illustrations for correct application
Triton		10/04	06/06	2.4L (4G64)	SOHC 16V (Petrol)	TPS007	TTS004	TCS055	-	TBS009	TRS017	
Triton		11/03	10/06	3.0L (6G72)	SOHC 24V (Petrol)	TPS008	TTS004	TCS055	-	TBS009	TRS078	
Triton		04/03	01/07	2.8L (4M40)	SOHC 8V (Diesel)	TPS007 TPS008	TTS018	-	-	TBS009	TRS017	Check illustrations for correct application
Triton		03/07	10/11	2.4L (4G64)	SOHC 16V (Petrol)	TPS008	TTS004	TCS055	-	TBS107	TRS017	
Triton		11/06	01/11	3.5L (6G74)	SOHC 24V (Petrol)	TPS078	TTS004	TCS055	-	TBS107	-	
Triton		07/06	06/09	3.2L (4M41)	SOHC 16V (Diesel)	TPS007 TPS078	TTS001	TCS055	-	TBS106 TBS107	-	Check illustrations for correct application
Triton		02/08	06/13	2.5L (4D56T)	DOHC 16V (Diesel)	TPS007 TPS008 TPS078	TTS004 TTS018	TCS055	-	TBS106 TBS107	TRS017	Check illustrations for correct application
Verada		07/91	12/97	3.0L (6G72)	SOHC 12V (Petrol)	TPS008	TTS004 TTS018	TCS050	TFS140 TFS141	TBS009 TBS016	TRS016	Check illustrations for correct application
Verada		10/96	10/04	3.5L (6G74)	SOHC 24V (Petrol)	TPS007	TTS001	TCS030 TCS055	TFS141	-	-	Check illustrations for correct application
Morris												
Mini		01/65	12/70	998cc (A)	OHV (Petrol)	TPS032	-	-	-	TBS044	TRS025	
Nissan												
720	Carb. RWD, 4WD	01/80	12/85	1.8L (L18)	SOHC 8V (Petrol)	TPS014	TTS028 TTS031 TTS065	-	-	-	TRS018	Check illustrations for correct application
720	Carb. RWD, 4WD	06/83	12/85	2.2L (Z22)	SOHC (Petrol)	TPS014	TTS028	-	-	-	TRS018	Check illustrations for correct application
720	Diesel RWD	06/83	12/85	2.3L (SD23)	Diesel	TPS014 TPS017	TTS028	-	-	-	TRS018	Check illustrations for correct application
720	Diesel 4WD	07/83	12/85	2.5L (SD25)	8V OHV (Diesel)	TPS014 TPS017	TTS028	-	-	-	TRS018	Check illustrations for correct application
200SX	S14 Series II	10/94	12/00	2.0L (SR20DET)	DOHC 16V (Petrol)	TPS017	TTS051	TCS075 TCS127	-	TBS007	-	Check illustrations for correct application
200SX	S15 Spec R, S	10/00	12/03	2.0L (SR20DET)	DOHC 16V (Petrol)	TPS017 TPS076	TTS051	TCS075	-	TBS109 TBS139	-	Check illustrations for correct application
300ZX	Z32	12/89	03/97	3.0L (VG30DE)	DOHC 24V (Petrol)	-	TTS036	TCS127	-	TBS007	TRS020	Check illustrations for correct application
350Z	Z33 206kW	02/03	03/07	3.5L (VQ35DE)	DOHC 24V (Petrol)	TPS085	-	TCS075	-	TBS109 TBS110	TRS080	Check illustrations for correct application

Make and Model		Year		Engine		Part Number						Notes
		Start	Finish	Size & Model	Cam & Valves	Oil Pressure	Water Temp	Coolant Sensor	Fan Switch	Stop Light	Reverse Light	
Nissan cont.												
350Z	Z33 MY06 (221kW)	12/05	03/07	3.5L (VQ35DE)	DOHC 24V (Petrol)	TPS085	-	TCS075	-	TBS110	TRS080	Check illustrations for correct application
350Z	Z33 MY07 (230kW)	04/07	04/09	3.5L (VQ35DE)	DOHC 24V (Petrol)	TPS085	-	TCS075	-	-	TRS080	Check illustrations for correct application
370Z	Z34 245kW	05/09	06/13	3.7L (VQ37VHR)	DOHC VVT 24V (Petrol)	TPS076	-	TCS075	-	TBS110	TRS080	Check illustrations for correct application
Bluebird	G10 Sylphy	01/00	01/03	1.5L, 1.8L (QG15, 18)	DOHC 16V (Petrol)	TPS017	TTS051	TCS075	-	TBS109 TBS139	TRS080	Check illustrations for correct application
Bluebird	G11 Sylphy	01/05	01/08	2.0L (MR20DE)	DOHC 16V (Petrol)	TPS076	-	TCS075	-	TBS110 TBS139	-	Check illustrations for correct application
Bluebird	U13	01/90	01/98	2.0L (SR20DE)	DOHC 16V (Petrol)	-	-	-	TFS176	-	-	Check illustrations for correct application
Bluebird	U13 (DOHC EFI)	10/93	12/97	2.4L (KA24DE)	DOHC 16V (Petrol)	TPS017	TTS036 TTS051	TCS127	-	TBS007	-	Check illustrations for correct application
Cabstar	F22 (Petrol)	05/82	12/87	2.0L (Z20)	SOHC 8V (Petrol)	-	TTS028 TTS031 TTS036 TTS065	-	-	TBS011	TRS018	Check illustrations for correct application
Cabstar	F22 (Diesel)	10/85	12/87	2.3L (SD23)	Diesel	TPS014	-	-	-	TBS011	TRS018	Check illustrations for correct application
Cabstar	F22 (Diesel)	10/85	12/87	2.5L (SD25)	OHV 8V (Diesel)	TPS014	TTS028 TTS036	-	-	-	TRS018	Check illustrations for correct application
Cabstar	F22 (Diesel)	05/87	01/92	2.7L (TD27)	OHV 8V (Diesel)	TPS014	TTS036	-	-	-	-	Check illustrations for correct application
Caravan	E25	01/01	01/07	3.0L (ZD30DDT)	DOHC 16V (Diesel)	TPS076	TTS051	TCS075	-	TBS109	TRS020	Check illustrations for correct application
Cefiro	A32, PA32	01/94	01/98	2.0L, 2.5L (VQ20, 25)	DOHC 24V (Petrol)	-	-	-	TFS176	-	-	Check illustrations for correct application
Cefiro	A32	01/94	01/98	3.0L (VQ30DE)	DOHC 24V (Petrol)	TPS017	TTS051	TCS075	-	TBS007	-	Check illustrations for correct application
Civilian Bus	W40, W41	01/99	12/06	4.2L (TD42)	OHV 12V (Diesel)	TPS017 TPS076	TTS036	TCS075	-	-	-	Check illustrations for correct application
Dualis	J10 I & II	10/07	06/13	2.0L (MR20DE)	DOHC 16V (Petrol)	TPS076	-	TCS075	-	TBS109 TBS110 TBS139	TRS080	Check illustrations for correct application
GT-R	R35	03/09	02/12	3.8L (VR38DETT)	DOHC 24V (Petrol)	TPS085	-	TCS075	-	TBS110	-	Check illustrations for correct application
Infiniti	Q45 (NG50)	09/93	01/97	4.5L (VH45DE)	DOHC 32V (Petrol)	TPS017	TTS036	TCS075	-	TBS007	-	Check illustrations for correct application
Infiniti	Q45 (NG51)	07/95	12/97	4.5L (VH45DE)	DOHC 32V (Petrol)	TPS017	TTS036	-	-	-	-	Check illustrations for correct application
Juke	F15	01/10	01/11	1.5L (HR15DE)	DOHC VVT 16V (Petrol)	-	-	TCS075	-	TBS110	-	Check illustrations for correct application
Lafesta	B30	01/04	01/06	2.0L (MR20DE)	DOHC VVT 16V (Petrol)	TPS076	-	TCS075	-	TBS110 TBS139	-	Check illustrations for correct application
LEAF		08/11	06/13	EM61	Electric	-	-	TCS075	-	-	-	Check illustrations for correct application
March	K11	01/92	01/00	1.3L (CG13DE)	DOHC 16V (Petrol)	TPS017	TTS045	TCS075	-	-	TRS020	Check illustrations for correct application
March	K12	01/02	01/06	1.4L (CR14DE)	DOHC 16V (Petrol)	TPS076	-	TCS075	-	TBS110	-	Check illustrations for correct application
Maxima	J30 Import	08/91	10/94	3.0L (VG30E)	SOHC 12V (Petrol)	TPS017	TTS036	TCS127	-	TBS007	-	
Maxima	A31	01/93	02/95	3.0L (VG30E)	SOHC 12V (Petrol)	TPS017	TTS036	TCS127	-	TBS007	-	
Maxima	UA32	02/95	11/99	3.0L (VQ30DE)	DOHC 24V (Petrol)	TPS017	TTS051	TCS075	-	TBS007	-	
Maxima	UA33	11/99	11/03	3.0L (VQ30DE)	DOHC 24V (Petrol)	TPS017	TTS051	TCS075	-	TBS109	-	

Make and Model		Year		Engine		Part Number						Notes
		Start	Finish	Size & Model	Cam & Valves	Oil Pressure	Water Temp	Coolant Sensor	Fan Switch	Stop Light	Reverse Light	
Nissan cont.												
Maxima	J31	01/03	01/06	2.3L (VQ23DE)	DOHC 24V (Petrol)	TPS017	-	TCS075	-	TBS109 TBS110 TBS139	-	Check illustrations for correct application
Maxima	J31	11/03	03/09	3.5L (VQ35DE)	DOHC 24V (Petrol)	TPS017	-	TCS075	-	TBS109 TBS110 TBS139	-	Check illustrations for correct application
Maxima	J32	04/09	06/13	2.5L (VQ25DE)	DOHC 24V (Petrol)	TPS076	-	TCS075	-	TBS110 TBS139	-	Check illustrations for correct application
Maxima	J32	04/09	06/13	3.5L (VQ35DE)	DOHC 24V (Petrol)	TPS076	-	TCS075	-	TBS110 TBS139	-	Check illustrations for correct application
Micra	K11	05/95	12/98	1.3L (CG13DE)	DOHC 16V (Petrol)	TPS017	TTS045	TCS075	-	-	TRS020	Check illustrations for correct application
Micra	K12	01/04	01/10	1.2L (CR12DE)	DOHC 16V (Petrol)	TPS017	-	TCS075	-	TBS109 TBS110 TBS139	TRS081	Check illustrations for correct application
Micra	K12	12/04	01/09	1.4L (CR14DE)	DOHC 16V (Petrol)	TPS076	-	TCS075	-	TBS110	-	Check illustrations for correct application
Micra	K13	10/10	06/13	1.2L (HR12DE)	DOHC 12V (Petrol)	TPS076	-	TCS075	-	TBS109 TBS110	TRS081	Check illustrations for correct application
Micra	K13	10/10	06/13	1.5L (HR15DE)	DOHC 16V (Petrol)	TPS076	-	TCS075	-	TBS109	TRS081	Check illustrations for correct application
Murano	Z50	07/05	01/09	3.5L (VQ35DE)	DOHC 24V (Petrol)	TPS017	-	TCS075	-	TBS109	-	Check illustrations for correct application
Murano	Z51	01/09	06/13	3.5L (VQ35DE)	DOHC 24V (Petrol)	TPS076	-	TCS075	-	TBS110 TBS139	-	Check illustrations for correct application
Navara	D21	01/86	10/95	2.0L (Z20)	SOHC 8V (Petrol)	TPS017	TTS036	-	-	TBS007	TRS020	Check illustrations for correct application
Navara	D21 (Carb. RWD, 4WD)	01/86	05/92	2.4L (Z24)	SOHC 8V (Petrol)	TPS017 TPS067	TTS028 TTS036	-	-	TBS007	TRS020	Check illustrations for correct application
Navara	D21	06/92	12/97	2.4L (KA24E)	SOHC 12V (Petrol)	TPS017 TPS067	TTS036	TCS075 TCS127	-	TBS007	TRS020	Check illustrations for correct application
Navara	D21	06/92	02/97	3.0L (VG30E)	SOHC 12V (Petrol)	-	TTS036	TCS127	-	TBS007	TRS020	Check illustrations for correct application
Navara	D21 (Diesel)	01/86	12/88	2.5L (SD25)	OHV 8V (Diesel)	TPS014 TPS017	TTS028	-	-	TBS007	TRS020	Check illustrations for correct application
Navara	D21 (Diesel)	01/88	02/97	2.5L, 2.7L (TD25, 27)	OHV 8V (Diesel)	TPS017	TTS036	-	-	TBS007	TRS020	Check illustrations for correct application
Navara	D22 I & II	03/97	12/05	2.4L (KA24E, DE)	SOHC 12V, DOHC 16V (Petrol)	TPS017 TPS067 TPS076	TTS051	TCS075	-	TBS007	TRS020	Check illustrations for correct application
Navara	D22	06/00	06/04	3.0L (VG30E)	SOHC 12V (Petrol)	TPS017 TPS076	TTS051	TCS075	-	TBS007	TRS020	Check illustrations for correct application
Navara	D22	03/03	12/05	3.3L (VG33E)	OHV 12V (Petrol)	TPS076	TTS051	TCS075	-	TBS007	TRS020	Check illustrations for correct application
Navara	D22 I & II (Diesel)	01/97	01/02	2.7L, 3.2L (TD27, QD32)	OHV (Diesel)	TPS017	TTS051	TCS075	-	TBS007	TRS020	Check illustrations for correct application
Navara	D22 (TDi)	12/01	06/13	2.5L, 3.0L (YD25DDT, ZD30DDT)	DOHC 16V (Diesel)	TPS076	TTS051	TCS075	-	TBS007	TRS020	Check illustrations for correct application
Navara	D40	12/05	06/11	4.0L (VQ40DE)	DOHC 24V (Petrol)	TPS076	-	TCS075	-	TBS109 TBS110	TRS082 TRS117	Check illustrations for correct application

Make and Model		Year		Engine		Part Number						Notes
		Start	Finish	Size & Model	Cam & Valves	Oil Pressure	Water Temp	Coolant Sensor	Fan Switch	Stop Light	Reverse Light	
Nissan cont.												
Navara	D40 (TDi)	12/05	06/13	2.5L (YD25, DDTI)	DOHC 16V (Diesel)	TPS017	-	TCS075	-	TBS109 TBS110	TRS082 TRS117	Check illustrations for correct application
Navara	D40 Titanium Edition	07/09	06/13	2.5L (YD25)	DOHC 16V (Diesel)	TPS076	-	TCS075	-	TBS109 TBS110	TRS020 TRS082	Check illustrations for correct application
Navara	D40 (TDi)	01/11	06/13	3.0L (V9X)	DOHC 24V (Diesel)	TPS017 TPS081	-	TCS171	-	TBS110	-	Check illustrations for correct application
NX	AB13	10/91	01/96	2.0L (SR20DE)	DOHC 16V (Petrol)	TPS017	TTS036	TCS127	-	TBS007	TRS020	Check illustrations for correct application
NX-R	AB13	10/91	01/96	2.0L (SR20DE)	DOHC 16V (Petrol)	TPS017	TTS036	TCS127	-	TBS007	TRS020	Check illustrations for correct application
Pathfinder	D21 (Carb.)	01/86	01/92	2.4L (Z24)	SOHC 8V (Petrol)	TPS017	TTS028 TTS036	-	-	TBS007	TRS020	Check illustrations for correct application
Pathfinder	D21 (MPFI)	10/92	11/95	3.0L (VG30E)	SOHC 12V (Petrol)	-	TTS036	TCS127	-	TBS007	TRS020	Check illustrations for correct application
Pathfinder	R50 I & II	11/95	07/05	3.3L (VG33E)	SOHC 18V (Petrol)	TPS017	TTS051	TCS075	-	TBS007	-	Check illustrations for correct application
Pathfinder	R51 (MPFI)	07/05	05/10	4.0L (VQ40DE)	DOHC 24V (Petrol)	TPS076	-	TCS075	-	TBS110	-	Check illustrations for correct application
Pathfinder	R51 (TDi)	07/05	06/13	2.5L (YD25DDTI)	DOHC 16V (Diesel)	TPS017	-	TCS075	-	TBS109 TBS110	TRS082	Check illustrations for correct application
Pathfinder	R51 (Ti 550)	01/11	06/13	3.0L (V9X)	DOHC 24V (Diesel)	TPS081	-	TCS171	-	TBS110	-	Check illustrations for correct application
Patrol	G60, MQ (Carb.)	01/80	01/85	4.0L (P40)	OHV (Petrol)	TPS014	TTS031 TTS065	-	-	TBS007	TRS020	Check illustrations for correct application
Patrol	MQ (Carb.)	01/80	12/87	2.8L (L28)	SOHC 12V (Petrol)	TPS014	TTS065	-	-	TBS007	TRS020	Check illustrations for correct application
Patrol	MQ (TD)	01/80	12/87	3.2L (SD33, T)	OHV 12V (Diesel)	TPS014	TTS036	-	-	TBS007	TRS020	Check illustrations for correct application
Patrol	GQ (Carb.)	02/88	01/92	4.2L (TB42S)	OHC (Petrol)	TPS017	TTS036	-	TFS188	-	-	Check illustrations for correct application
Patrol	GQ Series II (Carb.)	02/92	12/97	3.0L (RB30S)	SOHC 12V (Petrol)	TPS017	TTS036	-	-	TBS007	TRS020	Check illustrations for correct application
Patrol	GQ I & II (Carb.)	02/92	12/99	4.2L (TB42S)	OHC/V 12V (Petrol)	TPS017 TPS067	TTS036	-	TFS188	TBS007	TRS020	Check illustrations for correct application
Patrol	GQ Series II (EFI)	02/92	12/97	4.2L (TB42E)	OHV 12V (Petrol)	TPS017 TPS067	TTS036	TCS127	TFS188	TBS007	TRS020	Check illustrations for correct application
Patrol	GQ I & II (Diesel)	02/92	12/97	4.2L (TD42)	OHV 12V (Diesel)	TPS017	TTS036	TCS026 TCS075	TFS188	TBS007	TRS020	Check illustrations for correct application
Patrol	GQ (Diesel)	08/87	05/93	4.2L (TD42)	OHV 12V (Diesel)	TPS017	TTS036	TCS026	TFS188	TBS007	TRS020	Check illustrations for correct application
Patrol	GQ Series II (Turbo Diesel)	02/95	12/97	2.8L (RD28T)	SOHC 12V (Diesel)	TPS017	TTS036	TCS026	-	TBS007	TRS020	Check illustrations for correct application
Patrol	GU (Turbo Diesel)	01/98	04/00	2.8L (RD28ET)	SOHC 12V (Diesel)	TPS017 TPS067	TTS051	TCS075	-	TBS007	TRS020	Check illustrations for correct application
Patrol	GU (Turbo Diesel)	04/00	06/13	3.0L (ZD30DDTi)	DOHC 12V, 16V (Diesel)	TPS017 TPS076 TPS085 TPS103	TTS051	TCS075	-	TBS007	TRS020	Check illustrations for correct application
Patrol	GU (Diesel)	05/99	04/00	4.2L (TD42)	OHV 12V (Diesel)	TPS017	TTS051	TCS075	-	TBS007	-	Check illustrations for correct application
Patrol	GU (Turbo Diesel)	05/99	04/00	4.2L (TD42T)	OHV 12V (Diesel)	TPS017	TTS051	TCS075	-	TBS007	-	Check illustrations for correct application
Patrol	GU II (Turbo Diesel)	04/00	10/01	4.2L (TD42T)	OHV 12V (Diesel)	TPS017 TPS076	TTS051	TCS075	-	TBS007	TRS020	Check illustrations for correct application

Make and Model		Year		Engine		Part Number						Notes
		Start	Finish	Size & Model	Cam & Valves	Oil Pressure	Water Temp	Coolant Sensor	Fan Switch	Stop Light	Reverse Light	
Nissan cont.												
Patrol	GU III & IV Intercooled Turbo Diesel	10/01	09/07	4.2L (TD42TI)	OHV 12V (Diesel)	TPS076	TTS051	TCS075	-	TBS007	TRS020	Check illustrations for correct application
Patrol	GU I & II (MPFI)	12/97	10/01	4.5L (TB45E)	SOHC 12V (Petrol)	TPS017	TTS051	TCS075	-	TBS007	TRS020	Check illustrations for correct application
Patrol	GU III & IV (EPFI)	10/01	01/12	4.8L (TB48DE)	DOHC 24V (Petrol)	TPS076	TTS051	TCS075	-	TBS007	TRS020	Check illustrations for correct application
Pintara	R31	01/86	10/92	2.0L, 2.4L (CA20E, KA24)	SOHC, DOHC (Petrol)	TPS017	TTS036 TTS051	TCS127	-	TBS007	-	Check illustrations for correct application
Pintara	U12	11/89	10/92	2.0L, 2.4L (CA20E, KA24)	SOHC (Petrol)	TPS017	TTS028 TTS036 TTS051	TCS127	-	TBS007	-	Check illustrations for correct application
Prairie	M10 (Carb.)	12/82	12/86	1.5L (E15)	SOHC 8V (Petrol)	TPS006	TTS036	-	TFS168	TBS007	TRS020	Check illustrations for correct application
Primera	P10	01/90	01/96	1.8L (SR18DE)	DOHC 16V (Petrol)	-	-	-	TFS168	-	-	Check illustrations for correct application
Pulsar	N12	11/82	06/87	1.3L, 1.5L (E13, E15)	SOHC 8V (Petrol)	TPS008	-	-	TFS121 TFS168	TBS007	TRS019	Check illustrations for correct application
Pulsar, EXA, ET	N12 (Turbo)	10/83	07/87	1.5L (E15ET)	SOHC 8V (Petrol)	TPS008	TTS031 TTS065	TCS026	TFS121 TFS168	TBS007	TRS020	Check illustrations for correct application
Pulsar	N12	04/86	07/87	1.6L (E16)	SOHC 8V (Petrol)	TPS008	-	-	TFS121 TFS168	TBS007	TRS020	Check illustrations for correct application
Pulsar	N13	06/87	09/91	1.6L, 1.8L (16LF, 18LF)	SOHC 8V (Petrol)	TPS070	TTS052	TCS040	TFS144	TBS007	TRS020	Check illustrations for correct application
Pulsar	N14	10/91	09/95	1.6L, 2.0L (GA16DE, SR20DE)	DOHC 16V (Petrol)	TPS017	TTS051	TCS127	-	TBS007	TRS020	Check illustrations for correct application
Pulsar	N15	10/95	07/02	1.6L, 2.0L (GA16DE, SR20DE)	DOHC 16V (Petrol)	TPS017	TTS051	TCS075	-	TBS007	TRS020	Check illustrations for correct application
Pulsar	N16 (FAAN16)	01/01	12/03	1.5L (QG15DE)	DOHC 16V (Petrol)	TPS017	-	TCS075	-	TBS109 TBS139	TRS080	Check illustrations for correct application
Pulsar	N16	07/00	01/06	1.6L, 1.8L (QG16, 18)	DOHC 16V (Petrol)	TPS017	TTS051	TCS075	-	TBS109 TBS110 TBS139	TRS080	Check illustrations for correct application
Safari	Y60	01/87	01/97	4.2L (TD42)	OHV 12V (Diesel)	-	-	-	-	TBS007	TRS020	Check illustrations for correct application
Safari	Y60	01/91	01/97	4.2L (TD42T)	OHV 12V (Diesel)	TPS017	TTS036	-	TFS188	TBS007	TRS020	Check illustrations for correct application
Sentra	N14	01/91	01/96	1.6L (GA16DE)	DOHC 16V (Petrol)	TPS017	-	-	-	TBS007	TRS020	Check illustrations for correct application
Serena	C23, AC23	01/91	11/95	2.0L (SR20DE)	DOHC 16V (Petrol)	TPS017	TTS036	TCS127	-	TBS007	TRS020	Check illustrations for correct application
Silvia	S12	12/84	05/88	1.8L (CA18ET)	Petrol	TPS007	TTS028	-	-	TBS007	-	Check illustrations for correct application
Silvia	S12	08/83	02/86	2.0L (FJ20, T)	Petrol	TPS014	TTS031 TTS065	-	-	-	-	Check illustrations for correct application
Silvia	S13	01/91	10/93	2.0L (SR20D, T)	DOHC (Petrol)	TPS017	-	-	-	-	-	Check illustrations for correct application
Silvia	S14	10/93	01/99	2.0L (SR20DE)	DOHC 16V (Petrol)	TPS017	TTS036	-	-	TBS007	TRS020	Check illustrations for correct application
Silvia	S14	10/93	01/99	2.0L (SR20DET)	DOHC 16V (Petrol)	TPS017	TTS051	TCS075 TCS127	-	TBS007	-	Check illustrations for correct application
Silvia	S15	01/99	12/06	2.0L (SR20DET)	DOHC (Petrol)	TPS017 TPS076	TTS051	TCS075	-	TBS109 TBS139	-	Check illustrations for correct application
Skyline	R30 SOHC (EFI)	03/81	06/86	2.4L (L24E)	SOHC (Petrol)	TPS014 TPS067	-	-	-	-	-	Check illustrations for correct application

Make and Model		Year		Engine		Part Number						Notes
		Start	Finish	Size & Model	Cam & Valves	Oil Pressure	Water Temp	Coolant Sensor	Fan Switch	Stop Light	Reverse Light	
Nissan cont.												
Skyline	R31 DOHC (Turbo)	08/85	04/89	2.0L (RB20DT)	DOHC 24V (Petrol)	TPS017 TPS064	-	-	-	-	-	Check illustrations for correct application
Skyline	R31 SOHC (incl. Turbo)	08/85	04/89	2.0L (RB20E, RB20T)	SOHC (Petrol)	TPS017 TPS064	-	-	-	-	-	Check illustrations for correct application
Skyline	R31 SOHC (EFI)	07/86	12/90	3.0L (RB30E)	SOHC 12V (Petrol)	TPS017 TPS064	-	-	-	-	-	Check illustrations for correct application
Skyline	R32 (incl. Turbo)	05/89	08/93	2.0L (RB20E, DE, DET)	SOHC, DOHC (Petrol)	TPS017 TPS064	-	-	-	-	-	Check illustrations for correct application
Skyline	R32 DOHC (EFI)	08/91	08/93	2.5L (RB25DE)	DOHC 24V (Petrol)	TPS017 TPS064	-	-	-	-	-	Check illustrations for correct application
Skyline	R32 (Turbo)	05/89	08/93	2.6L (RB26DDT)	DOHC 24V (Petrol)	TPS017 TPS064	-	-	-	-	-	Check illustrations for correct application
Skyline	R32 GT-R (Twin Turbo)	01/91	12/93	2.6L (RB26DETT)	DOHC 24V (Petrol)	TPS017 TPS064	-	-	-	-	-	Check illustrations for correct application
Skyline	R33 SOHC (EFI)	08/93	05/98	2.0L (RB20E)	SOHC 12 (Petrol)	TPS017 TPS064	-	-	-	-	-	Check illustrations for correct application
Skyline	R33 (incl. Turbo)	08/93	05/98	2.5L (RB25DE, DET)	DOHC 24V (Petrol)	TPS017 TPS064	-	-	-	-	-	Check illustrations for correct application
Skyline	R33 (Twin Turbo)	01/95	01/98	2.6L (RB26DETT)	DOHC 24V (Petrol)	TPS017 TPS064	-	-	-	-	-	Check illustrations for correct application
Skyline	R34	05/98	05/01	2.0L (RB20DE)	DOHC 12V (Petrol)	TPS017 TPS064	-	-	-	-	-	Check illustrations for correct application
Skyline	R34 (Turbo)	01/02	06/13	2.5L (RB25DET)	DOHC 24V (Petrol)	TPS017 TPS064	-	-	-	-	-	Check illustrations for correct application
Skyline	R34 (Twin Turbo)	01/99	06/13	2.6L (RB26DETT)	DOHC 24V (Petrol)	TPS017 TPS064	-	TCS075	-	TBS007	-	Check illustrations for correct application
ST	XFN Utility	07/88	12/91	4.1L (Falcon)	OHV (Petrol)	-	-	TCS040	-	-	-	
Terrano	R50, JR50	09/95	09/01	3.3L (VG33E)	OHV 12V (Petrol)	TPS017	TTS051	TCS075	-	TBS007	-	
Terrano II	R20	03/97	06/00	2.4L (KA24E)	SOHC 12V (Petrol)	TPS017	TTS045	TCS075	-	TBS007	TRS020	
Terrano II	R20	03/97	06/00	2.7L (TD27Ti)	SOHC 8V (Diesel)	TPS017	TTS045	TCS075	-	TBS007	TRS020	
TIIDA	C11	01/04	01/06	1.5L (HR15DE)	DOHC 16V (Petrol)	TPS076	-	TCS075	-	TBS110 TBS139	-	Check illustrations for correct application
TIIDA	C11	02/06	06/13	1.8L (MR18DE)	DOHC 16V (Petrol)	TPS076	-	TCS075	-	TBS110 TBS139	-	Check illustrations for correct application
Urvan	E23	09/82	12/87	2.0L (Z20S)	SOHC (Petrol)	TPS017	TTS028	-	-	TBS007	TRS020	
Urvan	E23	09/82	12/87	2.3L (SD23)	OHV 8V (Diesel)	TPS017	TTS028	-	-	TBS011	TRS018	
Urvan	E24	03/87	09/93	2.4L (Z24)	SOHC 8V (Petrol)	TPS014	TTS028 TTS036	-	-	TBS007	TRS018	Check illustrations for correct application
Urvan	E24	03/87	09/93	2.7L (TD27)	SOHC (Diesel)	TPS014	TTS036	-	-	TBS007	TRS018	
Urvan	E25	01/01	01/06	2.4L (KA24DE)	DOHC 16V (Petrol)	TPS076	TTS051	TCS075	-	TBS109	TRS020	
Urvan	E25	01/08	06/13	3.0L (ZD30DDT)	DOHC 16V (Diesel)	TPS076	TTS051	TCS075	-	-	-	

Make and Model		Year		Engine		Part Number						Notes
		Start	Finish	Size & Model	Cam & Valves	Oil Pressure	Water Temp	Coolant Sensor	Fan Switch	Stop Light	Reverse Light	
Nissan cont.												
Vanette	C22	12/86	01/93	2.0L (Z20)	SOHC 8V (Petrol)	TPS017	TTS028 TTS036	-	-	TBS007	TRS020	Check illustrations for correct application
X-Trail	T30	01/00	09/07	2.0L, 2.5L (QR20, 25DE)	DOHC VVT 16V (Petrol)	TPS076	TTS051	TCS075	-	TBS109 TBS110	TRS080	Check illustrations for correct application
X-Trail	T31	07/08	06/13	2.0L (M9R)	DOHC 16V (Diesel)	TPS081	-	TCS171	-	TBS109 TBS110 TBS139	TRS080	Check illustrations for correct application
X-Trail	T31	01/11	06/13	2.0L (MR20DE)	DOHC VVT 16V (Petrol)	TPS076	-	TCS075	-	TBS110 TBS139	TRS081	Check illustrations for correct application
X-Trail	T31	10/07	06/13	2.5L (QR25DE)	DOHC VVT 16V (Petrol)	TPS076	-	TCS075	-	TBS109 TBS110 TBS139	TRS080	Check illustrations for correct application
Opel												
Astra	1.4i, 1.6i	09/12	06/13	1.4L, 1.6L (A14NET, A16LET)	DOHC 16V (Petrol)	TPS074	-	TCS173	-	-	TRS123	
Astra	2.0 (CDTi)	09/12	06/13	2.0L (A20DTH)	DOHC 16V (Diesel)	TPS043	-	TCS102	-	-	TRS123	
Corsa	1.4i	09/12	06/13	1.4L (A14XER)	DOHC 16V (Petrol)	TPS074	-	TCS173	-	-	TRS097	
Insignia	2.0i	09/12	06/13	2.0L (A20NFT)	DOHC 16V (Petrol)	TPS106	-	TCS090	-	-	TRS090 TRS097	Check illustrations for correct application
Insignia	2.0 (CDTi)	09/12	06/13	2.0L (A20DTH)	DOHC 16V (Diesel)	TPS043	-	TCS102	-	-	TRS090 TRS097	Check illustrations for correct application
Peugeot												
106		01/91	01/95	1.4L (TU3J2)	SOHC 8V (Petrol)	TPS094	TTS057 TTS523	-	-	-	TRS030	Check illustrations for correct application
106		01/93	01/96	1.1L (TU1M)	SOHC 8V (Petrol)	TPS094	TTS057 TTS512 TTS523	-	-	-	TRS030	Check illustrations for correct application
106	GTI	01/94	01/00	1.6L (TUD5JP)	SOHC 8V (Petrol)	TPS094	TTS057	TCS040	-	-	TRS030	Check illustrations for correct application
106		01/95	01/98	1.5L (TUD5)	SOHC 8V (Diesel)	TPS047 TPS050	TTS057 TTS512 TTS523	-	-	TBS040 TBS079	TRS030 TRS068	Check illustrations for correct application
205	incl. GTi	01/87	12/94	1.9L (XU9JA/Z)	SOHC (Petrol)	TPS023	-	-	TFS171	-	TRS030	
205		01/91	12/94	1.6L (XU5M3Z)	SOHC 8V (Petrol)	TPS023	-	-	-	-	TRS030	
205		01/91	01/94	1.9L (XU9J)	SOHC 8V (Petrol)	TPS094	-	-	-	-	TRS030	Check illustrations for correct application
206	XR	09/99	02/07	1.4L (TU3JP, TU3JP2)	SOHC 8V (Petrol)	TPS050 TPS094	-	TCS109 TCS157 TCS161	-	TBS040 TBS094 TBS095	TRS030 TRS068 TRS073	Check illustrations for correct application
206	XR, XT	09/99	01/01	1.6L (TU5JP4)	DOHC 16V (Petrol)	TPS094	-	TCS161	-	TBS040 TBS094 TBS095	TRS030 TRS068 TRS073	Check illustrations for correct application
206	incl. CC & Gti	09/99	06/07	2.0L (EW10J4)	DOHC 16V (Petrol)	TPS050	-	TCS109	-	TBS040 TBS094 TBS095	TRS073	Check illustrations for correct application

Make and Model		Year		Engine		Part Number						Notes
		Start	Finish	Size & Model	Cam & Valves	Oil Pressure	Water Temp	Coolant Sensor	Fan Switch	Stop Light	Reverse Light	
Peugeot cont.												
206	incl. CC	10/01	06/07	1.6L (TU5JP4)	DOHC 16V (Petrol)	TPS050	TTS512	TCS109 TCS157 TCS172	-	TBS040 TBS094 TBS095	TRS068 TRS073	Check illustrations for correct application
206	XR	03/02	03/04	1.4L (TP3UJP)	SOHC 8V (Petrol)	TPS023 TPS050	-	TCS157	-	TBS040	TRS030	Check illustrations for correct application
206	GTI 180	10/03	02/07	2.0L (EW10J4S)	DOHC 16V (Petrol)	TPS050	-	TCS109	-	TBS040 TBS094	TRS073	Check illustrations for correct application
207	XR	02/07	08/09	1.4L (TU3JP)	SOHC 8V (Petrol)	TPS050	-	TCS109	-	TBS093	-	
207	XR, XS	01/07	01/08	1.4L (ET3J4)	DOHC 16V (Petrol)	TPS050	-	TCS172	-	TBS093	TRS068 TRS073	Check illustrations for correct application
207	XE, XT	02/07	06/13	1.6L (EP6)	DOHC 16V (Petrol)	TPS050	-	TCS172	-	TBS093	TRS068 TRS073	Check illustrations for correct application
207	GT	02/07	03/09	1.6L (EP6DT)	DOHC 16V (Petrol)	TPS050	-	TCS172	-	TBS093 TBS111	TRS068 TRS073	Check illustrations for correct application
207	GTI	08/07	06/11	1.6L (EP6DTS)	DOHC 16V (Petrol)	TPS050	-	TCS172	-	TBS093	TRS068 TRS073	Check illustrations for correct application
207	HDI	02/07	06/10	1.6L (DV6TED4)	DOHC 16V (Diesel)	TPS050	-	TCS158	-	TBS093	TRS068	Check illustrations for correct application
207	XR	07/10	06/13	1.4L (EP3C)	DOHC 16V (Petrol)	TPS050	-	TCS172	-	TBS093 TBS111	TRS073	Check illustrations for correct application
207	HDI	07/10	06/13	1.6L (DV6C, DV6TED4)	DOHC 16V (Diesel)	TPS050	-	TCS158	-	TBS093	TRS068 TRS073	Check illustrations for correct application
207CC		07/07	06/13	1.6L (EP6)	DOHC 16V (Petrol)	TPS050	-	TCS172	-	TBS093	TRS068 TRS073	Check illustrations for correct application
207CC	GT	07/07	06/10	1.6L (EP6DT)	DOHC 16V (Petrol)	TPS050	-	TCS172	-	TBS093 TBS111	TRS068 TRS073	Check illustrations for correct application
207CC	Turbo	07/10	06/13	1.6L (EP6DT)	DOHC 16V (Petrol)	TPS050	-	TCS172	-	TBS093	TRS068 TRS073	Check illustrations for correct application
306		01/93	01/97	1.4L (TU3)	SOHC 8V (Petrol)	TPS094	TTS057 TTS523	-	-	TBS079	TRS030	Check illustrations for correct application
306		01/93	01/97	1.9L (XUD9)	SOHC 8V (Diesel)	TPS047	TTS057 TTS511 TTS523	-	-	TBS079	TRS030	Check illustrations for correct application
306		01/94	01/99	1.6L (TU5JP)	SOHC 8V (Petrol)	TPS094	TTS057 TTS523	TCS161	-	TBS079	TRS030 TRS068 TRS073	Check illustrations for correct application
306	N3	04/94	06/97	1.8L (XU7JP)	SOHC 8V (Petrol)	TPS047 TPS050	TTS057 TTS515	-	TFS185 TFS207	TBS040	-	Check illustrations for correct application
306	N3	01/94	06/97	2.0L (XU10J)	SOHC 8V (Petrol)	TPS047	TTS057 TTS523	-	-	TBS079	TRS030	Check illustrations for correct application
306	N3, N5	01/94	06/97	2.0L (XU10J2)	SOHC 8V (Petrol)	TPS047	TTS057 TTS515	-	TFS185 TFS207	TBS040	TRS030	Check illustrations for correct application
306	N3 (S16)	07/94	08/96	2.0L (XU10J4)	DOHC 16V (Petrol)	TPS047 TPS050	TTS057 TTS515	-	-	TBS040	-	Check illustrations for correct application

Make and Model		Year		Engine		Part Number						Notes
		Start	Finish	Size & Model	Cam & Valves	Oil Pressure	Water Temp	Coolant Sensor	Fan Switch	Stop Light	Reverse Light	
Peugeot cont.												
306	N5	04/96	05/97	1.9L (XUD9TE, L3)	SOHC 8V (Diesel)	TPS047 TPS050	TTS057 TTS511 TTS523	-	-	TBS079	TRS030	Check illustrations for correct application
306	N5	07/97	12/01	1.8L (XU7JP)	SOHC 8V (Petrol)	TPS047 TPS050	TTS057 TTS515 TTS523	-	-	TBS079	TRS030 TRS068 TRS073	Check illustrations for correct application
306	N5	07/97	12/01	1.8L (XU7JP4)	DOHC 16V (Petrol)	TPS047 TPS050	TTS057 TTS523	-	TFS185 TFS207	TBS079	TRS030 TRS068 TRS073	Check illustrations for correct application
306		01/97	01/00	1.9L (XUD9)	SOHC 8V (Diesel)	TPS047 TPS050	TTS057 TTS523	-	-	TBS079	TRS030 TRS068 TRS073	Check illustrations for correct application
306	N5 (GTi6)	07/97	10/00	2.0L (XU10J4)	DOHC 16V (Petrol)	TPS047 TPS050	TTS057	-	-	TBS079	TRS030 TRS068 TRS073	Check illustrations for correct application
306	N5	07/97	12/01	2.0L (XU10J4)	DOHC 16V (Petrol)	TPS047 TPS050	TTS057	-	TFS185 TFS207	TBS079	TRS030 TRS068 TRS073	Check illustrations for correct application
306	N5	01/99	12/01	1.9L (XUD9TE, L3)	SOHC 8V (Diesel)	TPS047 TPS050	TTS057 TTS511 TTS515 TTS523	-	-	TBS079	TRS030 TRS068 TRS073	Check illustrations for correct application
306	N5 Hdi	04/00	12/01	2.0L (DW10TD)	SOHC 8V (Diesel)	TPS050	-	TCS157	-	TBS079	TRS030 TRS068 TRS073	Check illustrations for correct application
307	N5	12/01	06/08	1.6L (TU5JP4)	DOHC 16V (Petrol)	TPS050	TTS512	-	-	TBS040 TBS094	TRS068 TRS073	Check illustrations for correct application
307	N5 (incl. CC)	12/01	10/05	2.0L (EW10J4)	DOHC 16V (Petrol)	TPS050	-	TCS109	-	TBS040 TBS094 TBS111	TRS068 TRS073	Check illustrations for correct application
307	N5 Hdi	12/01	10/05	2.0L (DW10TD)	SOHC 16V (Diesel)	TPS050	-	TCS158	-	TBS040 TBS094 TBS111	TRS068 TRS073	Check illustrations for correct application
307		01/04	06/08	1.6L, 2.0L (DV6TED4, DW10BTED4)	DOHC 16V (Diesel)	TPS050	-	TCS158	-	TBS111	TRS068 TRS073	Check illustrations for correct application
307	incl. CC	10/05	06/09	2.0L (EW10A)	DOHC 16V (Petrol)	TPS050	-	TCS158	-	TBS111	TRS068 TRS073	Check illustrations for correct application
307	Sport incl. CC	10/05	12/08	2.0L (EW10J4S)	DOHC 16V (Petrol)	TPS050	-	TCS109	-	TBS111	TRS068 TRS073	Check illustrations for correct application
308	HDI	07/08	07/11	1.6L (DV6TED4)	DOHC 16V (Diesel)	-	-	TCS158	-	TBS093 TBS111	TRS073	Check illustrations for correct application
308	incl. Turbo	02/08	06/13	1.6L (EP6, EP6DT)	DOHC 16V (Petrol)	TPS050	-	TCS172	-	TBS093	-	
308	XTS	10/08	02/11	1.6L (EP6DTS)	DOHC 16V (Petrol)	TPS050	-	TCS172	-	TBS093 TBS111	TRS073	Check illustrations for correct application

Make and Model		Year		Engine		Part Number						Notes
		Start	Finish	Size & Model	Cam & Valves	Oil Pressure	Water Temp	Coolant Sensor	Fan Switch	Stop Light	Reverse Light	
Peugeot cont.												
308	HDi (incl. CC)	02/08	01/11	2.0L (DW10BTED4)	DOHC 16V (Diesel)	TPS050	-	TCS158	-	TBS093	-	
308		10/10	06/13	1.6L (DV6C)	DOHC 16V (Diesel)	TPS050	-	TCS158	-	TBS093 TBS111	TRS073	Check illustrations for correct application
308		08/11	06/13	1.4L (EP3)	DOHC 16V (Petrol)	TPS050	-	TCS172	-	TBS093	TRS073	Check illustrations for correct application
308	HDI	02/11	06/13	2.0L (DW10CTED4)	DOHC 16V (Diesel)	TPS050	-	TCS158	-	TBS093 TBS111	TRS068 TRS073	Check illustrations for correct application
405	D60	02/89	04/93	1.9L (D6C, XU9J4)	DOHC 16V (Petrol)	TPS023	-	-	-	-	TRS030	Check illustrations for correct application
405		01/93	01/95	1.9L (XU9J2)	SOHC 8V (Petrol)	TPS047	-	-	-	TBS079	TRS030 TRS073	Check illustrations for correct application
405	D70	01/93	12/96	1.9L (XU9TE)	SOHC 8V (Diesel)	TPS023	-	-	TFS207	-	TRS030	
405	D70	12/93	01/98	1.9L (XUD9)	SOHC 8V (Diesel)	TPS047	TTS057 TTS511 TTS523	-	-	TBS079	TRS030 TRS073	Check illustrations for correct application
405	D70	05/93	05/96	2.0L (XU10J2)	SOHC 8V (Petrol)	TPS047	TTS057 TTS515	-	TFS207	TBS040	-	Check illustrations for correct application
405	D70	05/93	05/96	2.0L (XU10J4)	DOHC 16V (Petrol)	-	-	-	TFS207	-	-	
406		01/95	01/99	1.6L (XU5JP)	SOHC 8V (Petrol)	TPS047 TPS050	TTS057 TTS523	-	-	TBS079	TRS030	Check illustrations for correct application
406		01/95	01/99	1.8L (XU7JP4)	DOHC 16V (Petrol)	TPS047 TPS050	TTS057 TTS523	-	-	TBS079	TRS030	Check illustrations for correct application
406		01/96	01/98	1.9L (XUD9TE)	SOHC 8V (Diesel)	TPS047 TPS050	TTS057 TTS511	-	-	TBS079	TRS030	Check illustrations for correct application
406	D8	09/96	12/99	2.0L (XU10J4)	DOHC 16V (Petrol)	TPS047 TPS050	TTS057 TTS523	-	TFS185 TFS207	TBS079	TRS030	Check illustrations for correct application
406	D8	10/97	12/99	2.1L (XUD11BTE)	SOHC 12V (Diesel)	TPS047	TTS057	-	-	TBS040 TBS079	TRS030	Check illustrations for correct application
406	D8	10/97	08/99	2.9L (ES9J4)	DOHC 24V (Petrol)	TPS047 TPS050	TTS057	TCS161	-	TBS040 TBS079	TRS030	Check illustrations for correct application
406	D9	08/99	09/04	2.0L (EW10J4)	DOHC 16V (Petrol)	-	-	TCS109	-	-	-	
406	D9	08/99	09/04	2.0L (EW10J4R)	DOHC 16V (Petrol)	TPS050	TTS057 TTS523	-	-	TBS040 TBS079	TRS073	Check illustrations for correct application
406	D9	08/99	08/04	2.0L (XU10J4R)	DOHC 16V (Petrol)	TPS050	TTS057 TTS515	TCS109	TFS185 TFS207	TBS040 TBS079	TRS073	Check illustrations for correct application
406	D9 HDi	08/99	08/04	2.0L (DW10ATED)	SOHC 8V (Diesel)	TPS050	-	TCS109 TCS157 TCS158	-	TBS040 TBS079	TRS030 TRS068 TRS073	Check illustrations for correct application
406	D9	08/99	09/04	2.9L (ES9J4S)	DOHC 24V (Petrol)	TPS047 TPS050	-	TCS109	-	TBS040 TBS079	TRS030 TRS068 TRS073	Check illustrations for correct application
406	D9 Coupe	08/99	08/04	2.9L (ES9J4S)	DOHC 24V (Petrol)	TPS050	-	TCS109	-	TBS040	TRS030	
406		01/01	01/05	2.2L (EW12J4)	DOHC 16V (Petrol)	TPS050	-	TCS109 TCS158	-	TBS040 TBS079	TRS068 TRS073	Check illustrations for correct application

Make and Model		Year		Engine		Part Number						Notes
		Start	Finish	Size & Model	Cam & Valves	Oil Pressure	Water Temp	Coolant Sensor	Fan Switch	Stop Light	Reverse Light	
Peugeot cont.												
407	HDI	09/04	12/11	2.0L (DW10BTED4)	DOHC 16V (Diesel)	TPS050	-	TCS158	-	TBS111	TRS068 TRS073	Check illustrations for correct application
407	ST	09/04	04/07	2.2L (EW12J4)	DOHC 16V (Petrol)	TPS050	-	TCS158	-	TBS111	TRS068 TRS073	Check illustrations for correct application
407		09/04	08/09	2.9L (ES9A)	DOHC 24V (Petrol)	TPS050	-	TCS109	-	TBS111	TRS068 TRS073	Check illustrations for correct application
407	HDI	03/06	06/10	2.7L (DT17TED4)	DOHC 24V (Diesel)	-	-	-	-	TBS111	TRS073	
407	ST	05/07	08/09	2.2L (EW12E4)	DOHC 16V (Petrol)	TPS050	-	TCS158	-	TBS111	TRS068	
407	HDI	01/09	12/11	2.0L (DW10CTED4)	DOHC 16V (Diesel)	TPS050	-	TCS158	-	TBS111	TRS068	
505		01/81	12/88	2.3L (XD2S)	Diesel	TPS023	-	-	-	-	-	
508		10/11	06/13	1.6L (EP6DT)	DOHC 16V (Petrol)	-	-	TCS172	-	-	TRS068 TRS073	Check illustrations for correct application
508	HDI	10/11	06/13	1.6L (9H05)	DOHC 16V (Diesel)	TPS050	-	TCS158	-	-	TRS068 TRS073	Check illustrations for correct application
508	HDi (GT)	07/11	06/13	2.0L, 2.2L (DW10CTED4, DW12)	DOHC 16V (Diesel)	TPS050	-	TCS158	-	-	TRS068 TRS073	Check illustrations for correct application
605		03/94	08/96	3.0L (ZPJ)	SOHC 12V (Petrol)	TPS047	TTS039 TTS515	-	-	-	TRS030	Check illustrations for correct application
607		11/01	09/05	3.0L (ES9J4S)	DOHC 24V (Petrol)	TPS050	-	TCS109	-	TBS040 TBS094	TRS068	Check illustrations for correct application
607		09/05	06/08	3.0L (ES9A)	DOHC 24V (Petrol)	TPS050	-	TCS109	-	TBS111	-	Check illustrations for correct application
3008	XSE, XTE	06/10	12/11	1.6L (EP6DT)	DOHC 16V (Diesel)	-	-	TCS172	-	TBS093	TRS068 TRS073	Check illustrations for correct application
3008	XSE, XTE (HDi)	06/10	12/11	1.6L, 2.0L (DV6TED4, DW10CTED4)	DOHC 16V (Diesel)	TPS050	-	TCS158	-	TBS093	TRS068 TRS073	Check illustrations for correct application
4007		10/09	06/13	2.2L (DW12MTED4)	DOHC 16V (Diesel)	TPS050	-	TCS158	-	TBS089 TBS106	TRS079	Check illustrations for correct application
Expert	HDI	08/08	12/11	2.0L (DW10BTED4, DW10UTED4)	DOHC 16V (Diesel)	TPS050	-	TCS158	-	TBS093 TBS111	TRS068	Check illustrations for correct application
Partner	B9P	09/08	06/13	1.6L (DV6AUTED4, DV6ETED4)	DOHC 16V (Diesel)	TPS050	-	TCS158	-	TBS093	TRS073	
Partner	B9P	09/08	12/11	1.6L (TU5JP4B)	DOHC 16V (Diesel)	TPS050	-	TCS172	-	TBS093	TRS073	
RCZ		10/10	06/13	1.6L (EP6CDT, EP6CDTS)	DOHC 16V (Petrol)	-	-	TCS172	-	TBS093	TRS073	
RCZ	HDI	10/10	06/13	2.0L (DW10CTED4)	DOHC 16V (Petrol)	TPS050	-	TCS158	-	TBS093	TRS068 TRS073	Check illustrations for correct application
Proton												
Jumbuck	GLI, GLSi	02/03	06/13	1.5L (4G15P)	SOHC 12V (Petrol)	-	TTS004	-	-	-	-	

Make and Model		Year		Engine		Part Number						Notes
		Start	Finish	Size & Model	Cam & Valves	Oil Pressure	Water Temp	Coolant Sensor	Fan Switch	Stop Light	Reverse Light	
Proton cont.												
M21		10/97	11/00	1.8L (4G93)	DOHC 16V (Petrol)	-	-	TCS055	TFS141	-	-	
Persona	Gli	11/96	09/99	1.5L (S3, 4G15)	SOHC 12V (Petrol)	-	TTS001	TCS055	TFS141	-	TRS016	
Persona	Xli	11/96	10/04	1.6L (S4, 4G92)	SOHC 12V (Petrol)	-	-	TCS055	TFS141	-	-	
Satria	GL Gli	02/97	09/99	1.5L (S3, 4G15)	SOHC 12V (Petrol)	-	-	TCS050	TFS141	-	-	
Satria	Xli	02/97	11/00	1.6L (S4, 4G92)	SOHC 12V (Petrol)	-	-	TCS055	TFS141	-	-	
Wira		05/95	11/96	1.5L (4G15)	SOHC 12V (Petrol)	-	TTS001	TCS050	TFS141	-	-	
Wira		05/95	11/96	1.6L (4G92)	SOHC 16V (Petrol)	-	TTS001	TCS055	TFS141	-	-	
Range Rover												
Range Rover	3.5L (Carb.)	06/82	12/85	3.5L (19D)	OHV 16V (Petrol)	-	TTS029	-	-	-	-	
Range Rover	3.5L (EFI)	02/86	12/89	3.5L (22D, 23D)	OHV 16V (Petrol)	-	TTS029	-	TFS145	-	-	
Range Rover	2.4L (Turbo Diesel)	03/88	12/90	2.4L (VM)	OHV (Diesel)	TPS048	TTS029	-	TFS146	TBS025	-	
Range Rover	3.9L	12/89	04/95	3.9L (37D, 38D)	OHV 16V (Petrol)	-	TTS029 TTS049	-	TFS145	TBS025 TBS035	-	Check illustrations for correct application
Range Rover	2.5L (Turbo Diesel)	01/94	01/02	2.5L (M51D25)	OHV 8V (Diesel)	TPS039	-	-	-	TBS118	TRS106	
Range Rover	4.0L	01/95	07/02	4.0L (42, 44, 58D)	OHV 16V (Petrol)	TPS039	-	TCS176 TCS180	-	TBS118	TRS106	Check illustrations for correct application
Range Rover	4.6L	01/95	07/02	4.6L (46, 48D)	OHV 16V (Petrol)	TPS039	-	TCS176 TCS180	-	TBS118	TRS106	Check illustrations for correct application
Range Rover	4.4L	08/02	08/05	4.4L (M62 B44)	DOHC 32V (Petrol)	TPS039	-	TCS140	-	TBS075	-	
Range Rover	4.4 Vogue (TDV8)	01/11	06/13	4.4L (448DT)	DOHC 32V (Diesel)	-	-	-	-	TBS075	-	
Sport	2.7L (TDV6)	08/05	09/09	2.7L (ELD11)	DOHC 24V (Diesel)	-	-	TCS195	-	TBS114	-	
Sport	4.2L (Supercharged)	08/05	09/09	4.2L (428PS)	DOHC 32V (Petrol)	TPS121	-	TCS085	-	TBS114	-	
Sport	4.4L (V8)	08/05	09/09	4.4L (448PN)	DOHC 32V (Petrol)	TPS121	-	TCS085	-	TBS114	-	
Sport	3.6L (TDV8)	02/07	06/11	3.6L (368DT)	DOHC 32V (Diesel)	-	-	-	-	TBS114	-	
Sport	3.0L (TDV6)	10/09	06/13	3.0L (306DT)	DOHC 24V (Diesel)	-	-	TCS195	-	TBS114	-	
Vogue	3.6L (TDV8)	05/07	12/10	3.6L (368DT)	DOHC 32V (Diesel)	-	-	-	-	TBS075	-	
Renault												
Fuego		08/84	12/88	2.0L (J6R)	SOHC 8V (Petrol)	-	-	-	TFS171	-	-	
Kangoo	X76	08/04	11/10	1.6L (K4M)	DOHC 16V (Petrol)	TPS059	-	-	-	-	-	
Laguna		01/95	07/96	2.0L (F3R)	DOHC 16V (Petrol)	-	-	-	TFS182 TFS210	TBS034	-	Check illustrations for correct application
Laguna		01/95	07/96	3.0L (Z7X)	SOHC 12V (Petrol)	-	-	-	TFS182 TFS210	TBS034	-	Check illustrations for correct application
Master	X70	08/04	04/07	2.5L (G9U)	DOHC 16V (Diesel)	TPS059	-	-	-	-	-	
Master	X62	10/11	06/13	2.3L (M9TD)	DOHC 16V (Diesel)	TPS081	-	TCS171	-	-	-	Check illustrations for correct application
Megane		05/01	06/06	1.6L (K4MA 700)	DOHC 16V (Petrol)	TPS059	-	-	-	-	-	
Megane	X84	11/03	06/06	1.6L (K4M T760)	DOHC 16V (Petrol)	TPS059	-	-	-	-	-	
Megane		11/03	07/10	2.0L (F4R)	DOHC 16V (Petrol)	TPS059	-	-	-	-	-	Check illustrations for correct application
Megane	X32	10/11	06/13	1.5L (K9KN)	SOHC 8V (Diesel)	TPS081	-	TCS142 TCS171	-	-	TRS111	Check illustrations for correct application

Make and Model		Year		Engine		Part Number						Notes
		Start	Finish	Size & Model	Cam & Valves	Oil Pressure	Water Temp	Coolant Sensor	Fan Switch	Stop Light	Reverse Light	
Renault cont.												
R19	1.8	09/91	12/95	1.7L (F3N)	SOHC 8V (Petrol)	-	-	-	TFS182	-	-	
R19	EFI	03/95	12/96	1.8L (F3P)	SOHC 8V (Petrol)	-	-	-	TFS182	-	-	
R21	EFI	01/88	12/91	2.2L (J7T)	SOHC (Petrol)	-	-	-	TFS182	TBS034	-	
R25	EFI	01/85	12/91	2.2L (J7T)	SOHC (Petrol)	-	-	-	TFS182	-	-	
R25	EFI	01/90	12/91	2.8L (Z7W)	SOHC (Petrol)	-	-	-	TFS182	-	-	
Scenic		01/04	01/07	1.6L (K4M 764)	DOHC 16V (Petrol)	TPS059 TPS081	-	TCS142 TCS171	-	-	TRS111	Check illustrations for correct application
SAAB												
900	EFI	01/83	01/86	2.0L (BS120)	SOHC (Petrol)	-	-	-	TFS170	-	-	
900	EFI	11/84	10/88	2.0L (B201)	SOHC 8V (Petrol)	TPS020	TTS024	-	TFS170	-	-	
900	EFI	09/87	12/93	2.0L (B202)	DOHC 16V (Petrol)	TPS018	TTS024	-	TFS170	-	-	
900	Turbo	06/85	01/93	2.0L (B202L)	DOHC 16V (Petrol)	-	TTS024	-	TFS170	-	-	
900	EFI	03/91	01/93	2.1L (B212)	DOHC 16V (Petrol)	-	-	-	TFS146	-	-	
9000	incl. Turbo	05/86	02/91	2.0L (B202, L)	DOHC 16V (Petrol)	-	-	-	TFS170	-	-	
9000	incl. Turbo	05/90	12/98	2.3L (B234, T, E, L4)	DOHC 16V (Petrol)	-	-	-	TFS146 TFS184 TFS206	-	-	Check illustrations for correct application
Seat												
Cordoba	GLX	01/95	12/98	1.8L (ABS, ABY)	SOHC 8V (Petrol)	TPS030 TPS045	TTS504 TTS505 TTS507	TCS091	TFS173	TBS028 TBS050	TRS032 TRS033	Check illustrations for correct application
Cordoba	1.9	01/95	01/96	1.9L (2E)	SOHC 8V (Petrol)	TPS030 TPS045	-	-	TFS208 TFS213	TBS050	TRS032	Check illustrations for correct application
Cordoba	SE	09/98	12/00	1.6L (AEE)	SOHC (Petrol)	TPS077	-	TCS091 TCS165	TFS213	TBS050	TRS032	Check illustrations for correct application
Cordoba	SXE	09/98	12/00	1.6L (AFT)	SOHC (Petrol)	TPS045	TTS504 TTS505	-	TFS173	TBS028 TBS050	TRS032 TRS033	Check illustrations for correct application
Cordoba	SXE	09/98	12/00	1.8L (ADZ)	SOHC (Petrol)	TPS045	TTS504 TTS505 TTS509	-	TFS173	TBS028 TBS050	TRS032 TRS033	Check illustrations for correct application
Cordoba	1.6	01/99	01/01	1.6L (ALM)	SOHC 16V (Petrol)	TPS045	-	TCS104	TFS213	TBS050 TBS092	TRS032 TRS048	Check illustrations for correct application
Ibiza	CLX	01/95	12/98	1.4L (ABD)	SOHC (Petrol)	TPS045	TTS504 TTS505	TCS091	TFS173 TFS208 TFS211	TBS028 TBS050	TRS032 TRS033	Check illustrations for correct application
Ibiza	GTI	01/95	12/98	2.0L (2E)	SOHC 8V (Petrol)	TPS030 TPS045	TTS504 TTS505 TTS507	TCS091	TFS173 TFS208 TFS211	TBS028 TBS050	TRS032 TRS033	Check illustrations for correct application
Ibiza	Cupra Sport	09/98	12/00	2.0L (ABF)	DOHC 16V (Petrol)	TPS030 TPS045	TTS507	-	TFS213	TBS050	TRS032 TRS045	Check illustrations for correct application
Toledo	GLX	01/95	01/97	2.0L (2E)	SOHC 8V (Petrol)	TPS021 TPS030	TTS038 TTS507	TCS091	TFS208 TFS211	-	TRS032 TRS033	Check illustrations for correct application

Make and Model		Year		Engine		Part Number						Notes
		Start	Finish	Size & Model	Cam & Valves	Oil Pressure	Water Temp	Coolant Sensor	Fan Switch	Stop Light	Reverse Light	
Seat cont.												
Toledo	2.0	10/95	01/97	2.0L (ABF)	DOHC 16V (Petrol)	TPS021 TPS030 TPS045	-	TCS091	TFS208 TFS211	-	TRS032	Check illustrations for correct application
Toledo	Magnus	09/98	12/00	2.0L (AGG)	DOHC 16V (Petrol)	TPS030 TPS045	TTS509 TTS513	TCS165	TFS208	-	TRS032 TRS033	Check illustrations for correct application
Skoda												
Fabia	5J	10/10	06/13	1.2L (CBZB)	SOHC 16V (Petrol)	TPS108	-	-	-	TBS091 TBS133	TRS064	Check illustrations for correct application
Fabia	6Y	01/02	01/07	1.4L (BBZ, BKY)	DOHC 16V (Petrol)	TPS096	-	TCS111	TFS198 TFS218	TBS091	TRS064	Check illustrations for correct application
Fabia	5J	01/07	01/08	1.4L (BNV)	SOHC 6V (Diesel)	TPS097	-	TCS111	TFS198 TFS218	TBS091	TRS048	Check illustrations for correct application
Fabia	5J	01/08	01/09	1.6L (BTS)	DOHC 16V (Petrol)	TPS096 TPS108	-	TCS111	TFS218	TBS091	TRS064	Check illustrations for correct application
Fabia	6Y	01/04	01/07	1.9L (BLT)	SOHC 8V (Diesel)	TPS097	-	TCS111	TFS198 TFS218	-	TRS064	Check illustrations for correct application
Fabia	5J	01/08	01/09	1.9L (BSW)	SOHC 8V (Diesel)	TPS097	-	TCS111	TFS218	TBS091	TRS048	
Fabia	6Y	01/03	01/05	2.0L (AZL)	SOHC 8V (Petrol)	TPS054	-	TCS111	TFS198 TFS218	TBS091	TRS064	Check illustrations for correct application
Octavia	1Z	09/10	06/13	1.4L (CAX)	DOHC 16V (Petrol)	TPS096 TPS108	-	TCS111	-	TBS133	TRS064	Check illustrations for correct application
Octavia	1Z	03/09	08/10	1.6L (BSE)	SOHC 8V (Petrol)	TPS054	-	TCS111	-	TBS133	TRS064	
Octavia	1Z	01/05	01/06	1.6L (BLF)	DOHC 16V (Petrol)	TPS096	-	TCS111	-	TBS073	-	
Octavia	1Z	01/10	06/13	1.6L (CAYC)	DOHC 16V (Diesel)	TPS096	-	TCS111	-	TBS133	TRS048 TRS064	Check illustrations for correct application
Octavia	1U	01/02	10/02	1.8L (AUQ)	DOHC 20V (Petrol)	TPS054 TPS147	-	TCS104	TFS198 TFS213 TFS218	TBS051	TRS048	Check illustrations for correct application
Octavia	1U	10/02	01/07	1.8L (AGU, AUQ)	DOHC 20V (Petrol)	TPS054 TPS147	-	TCS104	TFS198 TFS213 TFS218	TBS092	TRS048	Check illustrations for correct application
Octavia	1Z	10/07	02/09	1.8L (BZB)	DOHC 16V (Petrol)	TPS054	-	TCS111	-	TBS133	-	
Octavia	1Z	03/09	06/13	1.8L (CDA)	DOHC 16V (Petrol)	TPS097 TPS111	-	TCS111	-	TBS133	TRS048 TRS064	Check illustrations for correct application
Octavia	1Z	10/07	07/11	1.9L (BXE)	SOHC 8V (Diesel)	TPS097	-	TCS111	-	TBS133	TRS048 TRS064	Check illustrations for correct application
Octavia	1U	01/03	01/04	2.0L (APK)	SOHC 8V (Petrol)	TPS054	-	TCS104	TFS198 TFS213 TFS218	TBS092	-	Check illustrations for correct application
Octavia	1Z	01/05	01/06	2.0L (BLR)	DOHC 16V (Petrol)	TPS079	-	TCS111	-	TBS073	-	
Octavia	1Z	01/06	06/13	2.0L (BKD)	DOHC 16V (Diesel)	TPS097	-	TCS111	-	TBS073 TBS133	TRS064	Check illustrations for correct application
Octavia	1Z	01/06	01/08	2.0L (BMN)	DOHC 16V (Diesel)	TPS097	-	TCS111	-	TBS073	-	

Make and Model		Year		Engine		Part Number						Notes
		Start	Finish	Size & Model	Cam & Valves	Oil Pressure	Water Temp	Coolant Sensor	Fan Switch	Stop Light	Reverse Light	
Skoda cont.												
Octavia	1Z	01/06	02/09	2.0L (BWA)	DOHC 16V (Petrol)	TPS030	-	TCS111	-	TBS073 TBS133	-	Check illustrations for correct application
Octavia	1Z	10/07	02/09	2.0L (BVY)	DOHC 16V (Petrol)	TPS079	-	TCS111	-	TBS073 TBS133	-	Check illustrations for correct application
Octavia	1Z	09/08	06/13	2.0L (BMM, CEG)	DOHC 16V (Diesel)	TPS097	-	TCS111	-	TBS133	TRS064	
Octavia	1Z	03/09	06/13	2.0L (CCZ)	DOHC 16V (Petrol)	TPS097 TPS111	-	TCS111	-	TBS133	TRS064	Check illustrations for correct application
Roomster	5J	01/10	06/13	1.2L (CBZB)	SOHC 16V (Petrol)	TPS108	-	-	-	TBS091 TBS133	TRS064	Check illustrations for correct application
Roomster	5J	10/07	10/10	1.6L (BTS)	DOHC 16V (Petrol)	TPS096 TPS108	-	TCS111	TFS218	TBS091	TRS064	Check illustrations for correct application
Roomster	5J	10/07	10/10	1.9L (BSW)	SOHC 8V (Diesel)	TPS097	-	TCS111	TFS218	TBS091	TRS048	
Superb	3T	05/09	06/13	1.8L (CDA)	DOHC 16V (Petrol)	TPS097 TPS111	-	TCS111	-	TBS133	TRS048 TRS064	Check illustrations for correct application
Superb	3T	05/09	07/11	2.0L (CBBB)	DOHC 16V (Diesel)	TPS097	-	TCS111	-	TBS133	TRS048 TRS064	Check illustrations for correct application
Superb	3T	05/10	06/13	2.0L (CFG, CFFB)	DOHC 16V (Diesel)	TPS096	-	TCS111	-	TBS133	TRS048 TRS064	Check illustrations for correct application
Superb	3U	01/05	01/07	2.5L (BDG)	DOHC 24V (Diesel)	TPS053	-	TCS104	TFS219	TBS049 TBS073	TRS060 TRS093	Check illustrations for correct application
Superb	3U	01/03	01/07	2.8L (BBG)	DOHC 30V (Petrol)	TPS054	-	TCS104	TFS219	TBS049 TBS073	TRS060 TRS093	Check illustrations for correct application
Superb	3T	05/09	06/13	3.6L (CDVA)	DOHC 14V (Petrol)	TPS053	-	TCS111	-	TBS133	TRS064	
Yeti	5L	10/11	06/13	1.2L (CBZ)	DOHC 16V (Petrol)	TPS108	-	TCS111	-	TBS133	TRS064	Check illustrations for correct application
Yeti	5L	01/10	06/13	2.0L (CFH)	DOHC 16V (Diesel)	TPS054	-	-	-	TBS133	TRS048 TRS064	Check illustrations for correct application
Smart												
ForFour	W454 incl. Brabus	10/04	01/07	1.3L, 1.5L	DOHC 16V (Petrol)	TPS078	-	TCS055	-	TBS108	-	
ForTwo		01/00	01/08	0.6L, 0.7L	SOHC 6V (Petrol)	TPS026	-	TCS114	-	-	-	
ForTwo	451	02/08	06/13	1.0L (3B21A)	DOHC 12V (Petrol)	TPS078	-	TCS055	-	-	-	
Roadster	R452	10/03	01/07	0.7L (M160)	SOHC 6V (Petrol)	TPS026	-	TCS114	-	-	-	
Ssangyong												
Actyon	A230	03/07	06/13	2.3L (M161.951)	DOHC 16V (Petrol)	TPS095	-	-	-	-	-	
Korando	2.3i	02/98	07/98	2.3L (M161.973)	DOHC 16V (Petrol)	TPS095	-	TCS162	-	TBS020	-	
Korando	3.2i	01/05	06/07	3.2L (M162.993)	DOHC 24V (Petrol)	TPS095	-	-	-	-	-	
Korando	2.9L D	03/04	06/07	2.9L (6621020)	SOHC 10V (Diesel)	TPS095	TTS039	-	TFS238	TBS020	-	
Korando	C200	02/11	06/13	2.0L (OM671.950)	DOHC 16V (Diesel)	-	-	-	-	-	TRS096	
Kyron	3.2i (D100)	06/06	07/07	3.2L (M162.950)	DOHC 24V (Petrol)	TPS095	-	-	-	-	-	
Musso	2.3i	09/97	07/98	2.3L (M111-97)	DOHC 16V (Petrol)	TPS095	-	TCS162	-	TBS020	-	
Musso	601	03/97	12/98	3.2L (M162.990)	DOHC 24V (Petrol)	TPS095	-	TCS162	TFS238	TBS020	-	
Musso	2.9L D	03/04	09/07	2.9L (662LA)	SOHC 10V (Diesel)	TPS095	-	-	TFS238	-	-	

Make and Model		Year		Engine		Part Number						Notes
		Start	Finish	Size & Model	Cam & Valves	Oil Pressure	Water Temp	Coolant Sensor	Fan Switch	Stop Light	Reverse Light	
Ssangyong cont.												
Rexton	Y200 (RX320)	06/03	09/07	3.2L (M162.995)	DOHC 24V (Petrol)	TPS095	-	-	-	-	-	
Rexton	Y200 (RX290)	06/03	06/05	2.9L (OM662.925)	SOHC 10V (Diesel)	TPS095	-	-	TFS238	-	-	
Rexton	Y200 (RX270)	03/04	06/13	2.7L (OM665.925)	DOHC 10V (Diesel)	TPS095	-	-	-	-	-	
Rexton	Y200 (RX270)	09/06	06/13	2.7L (OM665.935)	DOHC 20V (Diesel)	TPS095	-	-	-	-	-	
Stavic	A100 (SV320)	11/05	02/07	3.2L (M162.996)	DOHC 24V (Petrol)	TPS095	-	-	-	-	-	
Stavic	A100 (SV270)	03/05	06/13	2.7L (OM665.926)	DOHC 20V (Diesel)	TPS095	-	-	-	-	-	
Subaru												
Brumby		06/78	03/94	1.6L, 1.8L (EA71, EA81)	OHV 8V (Petrol)	TPS008	TTS005	-	TFS195	TBS002	-	
DL	4WD	05/76	09/80	1.6L (EA71)	OHV 8V (Petrol)	TPS008	TTS005	-	TFS195	TBS002	-	
Fiori	KN4	03/90	12/92	758cc (EN08)	SOHC (Petrol)	-	-	-	TFS195	-	-	
Forester		01/97	01/02	2.0L (EJ20)	DOHC 16V (Petrol)	TPS007	-	TCS125	TFS195	TBS007 TBS042	TRS101	Check illustrations for correct application
Forester		08/97	08/98	2.0L (EJ20J)	SOHC 16V (Petrol)	TPS007	-	TCS080	-	TBS007 TBS042	TRS101	Check illustrations for correct application
Forester	SF5	08/98	01/00	2.0L (EJ202)	SOHC 16V (Petrol)	TPS008	TTS001	TCS125	TFS195	TBS007	TRS101	
Forester	GT, SF5	09/98	05/02	2.0L (EJ205)	DOHC 16V (Petrol)	TPS007	-	TCS125	TFS195	TBS007 TBS042	TRS043 TRS083	Check illustrations for correct application
Forester		01/00	10/01	2.0L (EJ202)	SOHC 16V (Petrol)	TPS007	-	TCS080	-	TBS007 TBS042	TRS101	Check illustrations for correct application
Forester		11/01	01/04	2.0L (EJ202)	SOHC 16V (Petrol)	TPS007	-	TCS125	-	TBS007 TBS042	TRS101	Check illustrations for correct application
Forester		01/02	01/04	2.0L (EJ205)	DOHC 16V (Petrol)	TPS007	-	TCS125	-	-	-	
Forester		07/02	02/08	2.5L (EJ25, 1, D, T, 3, 5, DET)	SOHC, DOHC 16V (Petrol)	TPS007	-	TCS125	-	TBS007 TBS042	TRS101 TRS108 TRS115	Check illustrations for correct application
Forester		03/08	06/13	2.5L (EJ253)	SOHC 16V (Petrol)	TPS104	-	TCS141	-	TBS042	-	
Forester		03/08	06/13	2.5L (EJ25DET)	DOHC 16V (Petrol)	TPS007	-	TCS141	-	TBS042	TRS108	Check illustrations for correct application
Impreza	LX, LXS	04/93	09/98	1.6L (EJ16)	SOHC 16V (Petrol)	-	TTS001	TCS080 TCS125	-	TBS007 TBS042	-	Check illustrations for correct application
Impreza	GX	04/93	01/97	1.8L (EJ18S, E)	SOHC 16V (Petrol)	TPS007 TPS008	TTS001	TCS080	-	TBS007 TBS042	TRS044	Check illustrations for correct application
Impreza	GX, RX	05/96	09/00	2.0L (EJ20E)	SOHC 16V (Petrol)	-	TTS001	TCS080 TCS125	TFS195	TBS007 TBS042	-	Check illustrations for correct application
Impreza	LX, GX, RX	09/98	10/00	2.0L (EJ201)	SOHC 16V (Petrol)	TPS007	TTS001	TCS125	TFS195	TBS007 TBS042	TRS101	Check illustrations for correct application
Impreza	2.0i DOHC	01/96	01/07	2.0L (EJ20)	DOHC 16V (Petrol)	TPS007	TTS001	TCS080 TCS125	-	TBS007 TBS042	TRS101	Check illustrations for correct application
Impreza		10/00	11/02	2.0L (EJ201E)	SOHC 16V (Petrol)	TPS007	TTS001	TCS125	-	TBS007 TBS042	-	Check illustrations for correct application
Impreza	WRX	02/94	09/98	2.0L (EJ20G)	DOHC 16V (Petrol)	TPS008	TTS001	TCS080	-	TBS007	TRS044	Check illustrations for correct application
Impreza	WRX (incl. STi)	01/96	01/00	2.0L (EJ20)	DOHC 16V (Petrol)	-	-	-	TFS148 TFS195	-	-	Check illustrations for correct application

Make and Model		Year		Engine		Part Number						Notes
		Start	Finish	Size & Model	Cam & Valves	Oil Pressure	Water Temp	Coolant Sensor	Fan Switch	Stop Light	Reverse Light	
Subaru cont.												
Impreza	WRX	01/00	01/05	2.0L (EJ20)	DOHC 16V (Petrol)	TPS007	-	TCS125	-	TBS007 TBS042	TRS083 TRS108	Check illustrations for correct application
Impreza	WRX	09/98	08/99	2.0L (EJ205)	DOHC 16V (Petrol)	TPS007	-	TCS125	TFS195	TBS007	TRS083	Check illustrations for correct application
Impreza	WRX	09/98	10/03	2.0L (EJ205)	DOHC 16V (Petrol)	TPS007	TTS001	TCS125	-	TBS007 TBS042	TRS115	Check illustrations for correct application
Impreza	WRX	11/03	09/05	2.0L (EJ205)	DOHC 16V (Petrol)	TPS007	-	TCS125	-	TBS007 TBS042	TRS108	Check illustrations for correct application
Impreza		12/02	08/07	2.0L (EJ201)	SOHC 16V (Petrol)	TPS007	TTS001	TCS125	-	TBS007 TBS042	TRS101	Check illustrations for correct application
Impreza	WRX (STI)	01/00	01/07	2.0L (EJ207)	DOHC 16V (Petrol)	TPS007	-	TCS125	-	TBS042	TRS107	Check illustrations for correct application
Impreza	RS	10/01	09/05	2.5L (EJ251)	SOHC 16V (Petrol)	TPS007	TTS001	TCS125	-	TBS007 TBS042	TRS101	Check illustrations for correct application
Impreza		09/05	08/07	2.0L (EJ204)	DOHC 16V (Petrol)	TPS007	-	TCS125	-	TBS042	TRS101	Check illustrations for correct application
Impreza	WRX	09/05	08/07	2.5L (EJ25DET)	DOHC 16V (Petrol)	TPS007	-	TCS125	-	TBS042	TRS108	Check illustrations for correct application
Impreza	WRX (STI)	10/05	08/07	2.5L (EJ257)	DOHC 16V (Petrol)	TPS007	-	TCS125	-	TBS042	TRS107	
Impreza		09/07	01/12	2.0L (EJ204)	DOHC 16V (Petrol)	TPS007	TTS001	TCS141	-	TBS136	TRS101	Check illustrations for correct application
Impreza	WRX	09/07	08/08	2.5L (EJ25DET)	DOHC 16V (Petrol)	TPS007	TTS001	TCS141	-	TBS136	-	
Impreza	WRX (STI)	01/07	08/07	2.5L (EJ255)	DOHC 16V (Petrol)	TPS007	-	TCS125	-	TBS042	TRS108	
Impreza	WRX	09/08	06/13	2.5L (EJ25, DET)	DOHC 16V (Petrol)	TPS007	-	TCS141	-	TBS136	TRS108	Check illustrations for correct application
Impreza	WRX (STI)	02/08	11/11	2.5L (EJ257)	DOHC 16V (Petrol)	TPS007	-	TCS141	-	TBS136	-	
Legacy	BF	01/89	01/94	1.8L (EJ18)	SOHC 16V (Petrol)	-	-	-	TFS148	-	-	
Legacy	BF	01/89	01/93	2.0L (EJ20)	DOHC 16V (Petrol)	-	-	-	TFS148	-	-	
Legacy	BG	01/93	01/98	2.0L (EJ20)	DOHC 16V (Petrol)	-	-	-	TFS148	-	-	
Legacy	BG	01/93	01/98	2.2L (EJ22E)	SOHC 16V (Petrol)	TPS007	TTS001	TCS080	-	TBS007	-	
Legacy	BG	01/96	01/98	2.5L (EJ25D)	DOHC 16V (Petrol)	TPS007	TTS001	TCS080	-	TBS007 TBS042	TRS101	Check illustrations for correct application
Legacy	BD	01/94	01/99	2.2L (EJ22)	SOHC 16V (Petrol)	TPS007	TTS001	TCS080	-	TBS007 TBS042	TRS101	Check illustrations for correct application
Legacy	BD	01/97	01/98	2.5L (EJ25D)	DOHC 16V (Petrol)	TPS007	TTS001	TCS080	-	TBS007 TBS042	TRS101	Check illustrations for correct application
Legacy	BH	01/98	08/03	2.5L (EJ254)	DOHC 16V (Petrol)	TPS007	-	TCS125	TFS195	TBS042	TRS101	Check illustrations for correct application
Legacy	BE	01/98	01/03	2.0L (EJ204)	DOHC 16V (Petrol)	TPS007	-	TCS125	-	TBS042	TRS083 TRS101	Check illustrations for correct application
Legacy	BE	01/99	01/03	2.5L (EJ254)	DOHC 16V (Petrol)	TPS007	-	TCS125	-	TBS042	TRS101	
Legacy	BE (Twin Turbo)	01/98	01/03	2.0L (EJ206, 8)	DOHC 16V (Petrol)	TPS013	-	TCS125	-	TBS007	TRS083	
Legacy	BE	01/02	01/03	2.0L (EJ202)	SOHC 16V (Petrol)	TPS007	-	TCS125	-	TBS042	TRS101	
Legacy	BH	01/00	01/03	3.0L (EZ30D)	DOHC 24V (Petrol)	-	-	-	-	-	-	
Legacy	BH	01/03	01/05	2.0L (EJ203)	SOHC 16V (Petrol)	TPS007	-	TCS125 TCS141	-	TBS042	TRS101	Check illustrations for correct application
Legacy	BL	01/03	01/07	2.0L (EJ20, 3)	SOHC, DOHC 16V (Petrol)	TPS007	-	TCS141	-	TBS042	TRS101	

Make and Model		Year		Engine		Part Number						Notes
		Start	Finish	Size & Model	Cam & Valves	Oil Pressure	Water Temp	Coolant Sensor	Fan Switch	Stop Light	Reverse Light	
Subaru cont.												
Legacy	BL (Turbo)	01/03	01/07	2.0L (EJ20)	DOHC 16V (Petrol)	TPS007	-	TCS141	-	TBS042	TRS108	
Legacy	BL	01/03	01/07	2.5L (EJ25)	SOHC 16V (Petrol)	TPS007	-	TCS141	-	TBS042	TRS101	
Legacy	BL	01/03	01/07	3.0L (EZ30R)	DOHC 24V (Petrol)	TPS007	-	TCS141	-	TBS042	-	
Legacy	BP	01/03	01/07	3.0L (EZ30R)	DOHC 24V (Petrol)	TPS007	-	TCS141	-	TBS042	TRS107	
Legacy	BP (Turbo)	01/03	01/07	2.0L (EJ20)	DOHC 16V (Petrol)	TPS007	-	TCS141	-	TBS042	TRS108	
Legacy	BP	01/03	01/07	2.5L (EJ25)	SOHC 16V (Petrol)	TPS007	-	TCS141	-	TBS042	TRS101	
Legacy	BP	01/06	01/07	2.0L (EJ20)	DOHC 16V (Petrol)	TPS007	-	TCS141	-	TBS042	TRS101	
Legacy	BM	10/09	06/13	2.5L (EJ25)	SOHC 16V (Petrol)	TPS013	-	TCS141	-	TBS042	TRS101	
Legacy	BM	09/09	06/13	3.6L (EZ36D)	DOHC 24V (Petrol)	TPS007	-	-	-	TBS042	-	
Legacy	BR	10/09	06/13	2.5L (EJ25)	SOHC 16V (Petrol)	TPS013	-	TCS141	-	TBS042	TRS101	
Leone		10/79	01/80	1.6L (EA71)	OHV 8V (Petrol)	TPS008	TTS005	-	TFS195	TBS002	-	
Leone		11/79	01/85	1.8L (EA81)	OHV 8V (Petrol)	TPS008	TTS005	-	TFS195	TBS002	-	
Leone		12/84	12/95	1.8L (EA82)	SOHC 8V (Petrol)	TPS008	TTS005	TCS026	TFS148 TFS159 TFS228	TBS002	TRS043	Check illustrations for correct application
Leone	Turbo	08/87	06/88	1.8L (EA82T)	SOHC 8V (Petrol)	TPS008	TTS005	-	TFS148 TFS228	TBS002	-	Check illustrations for correct application
Liberty		10/89	03/99	2.2L (EJ22)	SOHC 16V (Petrol)	TPS007 TPS008	TTS001	TCS080	TFS148	TBS007 TBS042	TRS043	Check illustrations for correct application
Liberty	RS (Turbo)	10/91	06/94	2.0L (EJ20G)	DOHC 16V (Petrol)	TPS008	TTS001	TCS080	-	TBS007	TRS043	
Liberty		11/96	03/99	2.5L (EJ25D)	DOHC 16V (Petrol)	TPS008	TTS001	TCS080	-	TBS007 TBS042	-	Check illustrations for correct application
Liberty		03/99	08/03	2.0L (EJ201)	SOHC 16V (Petrol)	TPS007	-	TCS125	TFS148 TFS195	TBS007 TBS042	TRS101	Check illustrations for correct application
Liberty		03/99	08/03	2.5L (EJ251)	SOHC 16V (Petrol)	-	-	TCS125	TFS195	TBS007 TBS042	TRS101	Check illustrations for correct application
Liberty	B4 (Twin Turbo)	01/01	08/03	2.0L (EJ206, 8)	DOHC 16V (Petrol)	TPS013	-	TCS125	-	TBS007	TRS083	Check illustrations for correct application
Liberty		09/03	09/09	2.5L (EJ251, 3)	SOHC 16V (Petrol)	TPS007	-	TCS141	-	TBS042	TRS101	Check illustrations for correct application
Liberty		09/03	07/04	2.0L (EJ202)	SOHC 16V (Petrol)	-	-	TCS141	-	TBS042	TRS101	
Liberty	GT	09/03	07/06	2.0L (EJ20X, Y)	DOHC 16V (Petrol)	TPS007	-	TCS141	-	TBS007 TBS042	TRS108	Check illustrations for correct application
Liberty		08/04	07/05	2.0L (EJ202)	SOHC 16V (Petrol)	TPS007	-	TCS141	-	TBS007 TBS042	TRS101	Check illustrations for correct application
Liberty		07/05	08/06	2.0L (EJ20)	DOHC 16V (Petrol)	TPS007	-	TCS141	-	TBS007 TBS042	TRS101	Check illustrations for correct application
Liberty		09/06	07/07	2.0L (EJ204)	DOHC 16V (Petrol)	TPS007	-	TCS141	-	TBS007 TBS042	TRS101	Check illustrations for correct application
Liberty	3.0R, 30R-B	08/04	09/09	3.0L (EZ30R)	DOHC VVT 24V (Petrol)	TPS007 TPS104	-	TCS141	-	TBS007 TBS042	TRS107	Check illustrations for correct application
Liberty	3.6i	09/09	06/13	3.6L (EZ36D)	DOHC 24V (Petrol)	TPS007	-	-	-	TBS042	-	

Make and Model		Year		Engine		Part Number						Notes
		Start	Finish	Size & Model	Cam & Valves	Oil Pressure	Water Temp	Coolant Sensor	Fan Switch	Stop Light	Reverse Light	
Subaru cont.												
Liberty		09/09	06/13	2.5L (EJ25)	SOHC VVT 16V (Petrol)	TPS117	-	TCS141	-	TBS042	-	
Liberty		10/09	06/13	2.5L (EJ25)	SOHC 16V (Petrol)	TPS013	-	TCS141	-	TBS042	-	
Liberty GT	STI	01/06	07/06	2.0L (EJ20Y)	DOHC 16V (Petrol)	TPS007	-	TCS141	-	TBS042	-	
Liberty GT-B	2.5T	09/06	09/09	2.5L (EJ255, 7)	DOHC 16V (Petrol)	TPS007	-	TCS141	-	TBS042	TRS107	Check illustrations for correct application
Outback	incl. VVT	10/98	06/13	2.5L (EJ251)	SOHC 16V (Petrol)	TPS007	-	TCS125 TCS141	-	TBS007 TBS042	-	Check illustrations for correct application
Outback		09/96	10/98	2.5L (EJ25D)	DOHC 16V (Petrol)	TPS007	TTS001	-	TFS195	TBS007 TBS042	TRS101	Check illustrations for correct application
Outback		10/00	08/03	3.0L (EZ30D)	DOHC 24V (Petrol)	TPS007	-	TCS125	TFS195	TBS007 TBS042	-	Check illustrations for correct application
Outback		10/03	08/09	3.0L (EZ30R)	DOHC (Petrol)	TPS007 TPS104	-	TCS141	-	TBS007 TBS042	-	Check illustrations for correct application
Outback	Diesel	10/09	06/13	2.0L (EE20)	DOHC 16V (Diesel)	TPS007	-	TCS141	-	TBS042	-	
Outback		09/09	06/13	2.5L (EJ25)	SOHC VVT 16V (Petrol)	TPS013	-	TCS141	-	TBS042	TRS101	
Outback		09/09	06/13	3.6L (36D)	DOHC VVT 24V (Petrol)	TPS007	-	TCS141	-	TBS042	-	
RX	Turbo 4WD	11/85	08/87	1.8L (EA82T)	SOHC 8V (Petrol)	TPS008	TTS005	TCS026	TFS148 TFS228	TBS002	-	Check illustrations for correct application
SVX	CX	03/92	04/97	3.3L (EG33)	DOHC 24V (Petrol)	TPS008	TTS001	TCS080	TFS148	TBS042	-	
Tribeca	EK (3.0R)	11/06	11/07	3.0L (EZ30R)	DOHC 24V (Petrol)	TPS007 TPS104	-	TCS141	-	TBS042	-	Check illustrations for correct application
Tribeca	FK (3.6R)	12/07	06/13	3.6L (EZ36D)	DOHC 24V (Petrol)	TPS007	-	TCS141	-	TBS042	-	
Vortex		09/85	09/89	1.8L (EA82)	SOHC 8V (Petrol)	TPS008	TTS005	TCS026	TFS174	TBS002	-	
Suzuki												
Aerio	RD51S	01/01	01/05	1.8L (M18A)	DOHC 16V (Petrol)	TPS008	-	TCS146	-	TBS087	TRS089	
Alto	SB	09/85	05/88	0.5L (F5A)	SOHC (Petrol)	TPS007	TTS067	-	TFS131	TBS010	-	
Alto	SB	01/87	02/89	0.8L (F8B)	SOHC (Petrol)	TPS007	TTS067	-	TFS156	TBS010	-	
Alto	SH	03/96	04/98	1.0L (G10B)	SOHC 8V (Petrol)	TPS008	TTS013	TCS032	TFS225	TBS012	TRS003	
Alto	GF	07/10	06/13	1.0L (K10BN)	DOHC 16V (Petrol)	TPS007	-	TCS145	-	-	TRS089	
APV	GD	08/05	06/13	1.6L (G16A)	SOHC (Petrol)	TPS008	-	TCS125	-	-	-	
Baleno	SY	04/95	11/01	1.6L, 1.8L (G16B, J18A)	16V (Petrol)	TPS008	-	TCS135	-	TBS012 TBS142	TRS003	Check illustrations for correct application
Carry	ST	10/79	07/85	797cc (F8A)	SOHC 8V (Petrol)	TPS007	TTS002	-	TFS156	TBS010	TRS001	
Carry	DA, GA	06/99	08/05	1.3L (G13BB)	SOHC 8V (Petrol)	TPS008	-	-	-	TBS012 TBS087	-	Check illustrations for correct application
Cino	SY	05/94	12/99	1.3L (G13B)	SOHC 8V (Petrol)	-	-	-	TFS225	-	-	
Grand Vitara	SQ	10/99	03/02	1.6L (H16A)	SOHC 16V (Petrol)	TPS013	-	TCS135	-	-	-	
Grand Vitara	SQ	02/00	09/02	1.6L (G16B)	SOHC 16V (Petrol)	TPS008	-	-	-	TBS012 TBS142	TRS071	Check illustrations for correct application

Make and Model		Year		Engine		Part Number						Notes
		Start	Finish	Size & Model	Cam & Valves	Oil Pressure	Water Temp	Coolant Sensor	Fan Switch	Stop Light	Reverse Light	
Suzuki cont.												
Grand Vitara	SQ	04/98	08/05	2.0L (J20A)	DOHC 16V (Petrol)	TPS008	-	-	-	TBS001 TBS012 TBS086 TBS142	TRS002	Check illustrations for correct application
Grand Vitara	SQ	04/98	08/05	2.5L (H25A)	DOHC 24V (Petrol)	TPS013	-	-	-	TBS019 TBS048	TRS002	Check illustrations for correct application
Grand Vitara	JB	09/05	07/08	2.0L (J20A)	DOHC 16V (Petrol)	TPS008	-	TCS145	-	TBS087	TRS089	
Grand Vitara	TA44V	01/06	06/13	1.9L (F9Q)	SOHC 8V (Diesel)	TPS059 TPS081	-	TCS142 TCS171	-	TBS087	-	Check illustrations for correct application
Grand Vitara	JT	08/08	06/13	1.9L (F9Q)	SOHC 8V (Diesel)	TPS059 TPS081	-	-	-	TBS087	-	Check illustrations for correct application
Grand Vitara	JT	09/05	07/08	1.6L (M16A)	V-DOHC 16V (Petrol)	TPS008	-	TCS145	-	TBS087	TRS089	
Grand Vitara	JT	08/08	06/13	2.4L (J24B)	V-DOHC 16V (Petrol)	TPS011	-	TCS145	-	TBS087	TRS089	
Grand Vitara	JT	08/08	06/13	3.2L (N32A)	DOHC 24V (Petrol)	TPS011	-	TCS102	-	TBS087	-	
Grand Vitara XL7	JA	06/01	01/06	2.7L (H27A)	DOHC 24V (Petrol)	TPS007 TPS008	-	TCS135	-	TBS087	TRS071	Check illustrations for correct application
Hatch	SS	02/80	01/85	0.5L, 0.8L (F5A, F8B)	SOHC (Petrol)	TPS013	TTS067	-	TFS131	TBS010	-	
Ignis	RG413	10/00	02/05	1.3L (M13A)	DOHC 16V (Petrol)	TPS013	-	TCS146	-	TBS085 TBS087 TBS123	TRS089	Check illustrations for correct application
Ignis	RG415	08/03	02/05	1.5L (M15A)	DOHC 16V (Petrol)	TPS008	-	TCS146	-	TBS123	TRS089	
Jimny	SN (SOHC)	10/98	09/02	1.3L (G13BB)	SOHC 16V (Petrol)	TPS013	TTS001	-	-	TBS012 TBS019 TBS142	TRS002	Check illustrations for correct application
Jimny	SN (DOHC)	09/00	09/05	1.3L (M13A)	DOHC 16V (Petrol)	TPS008	-	-	-	TBS085	-	
Jimny	SN (DOHC)	10/05	06/13	1.3L (M13A, VVT)	DOHC 16V (Petrol)	TPS008	-	TCS146	-	-	TRS089	
Kizashi	FR	05/10	06/13	2.4L (J24B)	DOHC 16V (Petrol)	TPS011	-	TCS145	-	TBS087	TRS089	
Liana	RH	11/01	03/04	1.6L (M16A)	DOHC 16V (Petrol)	TPS008	-	TCS146	-	TBS085 TBS087	TRS089	Check illustrations for correct application
Liana	RH	03/04	08/07	1.8L (M18A)	DOHC 16V (Petrol)	TPS008	-	TCS146	-	TBS087	TRS089	
Liana	RC51S	01/04	01/07	1.8L (M18A)	DOHC 16V (Petrol)	TPS008	-	TCS146	-	TBS087	TRS089	
Mighty Boy	SS	07/85	10/88	0.5L (F5A)	SOHC 6V (Petrol)	TPS013	TTS067	-	TFS156	TBS010	-	
Sierra	SJ	10/84	06/87	1.0L (F10A)	SOHC 8V (Petrol)	TPS007	TTS002	-	-	TBS010	TRS001	
Sierra	SJ	10/84	12/98	1.3L (G13A, BA)	SOHC 8V (Petrol)	TPS007	TTS067	-	TFS116	TBS010	TRS001	Check illustrations for correct application
Sierra	MG	03/90	12/96	1.0L (F10A)	SOHC 8V (Petrol)	TPS013	TTS001	-	-	TBS010	TRS001	
Super Carry	SK	07/85	12/90	1.0L (F10A)	SOHC 8V (Petrol)	TPS007	TTS067	-	-	TBS010	TRS001	
Swift	SA310 (Carb.)	03/84	12/88	1.0L (G10A)	SOHC 8V (Petrol)	TPS007	TTS067	-	TFS116	TBS012	-	
Swift	SA413 (Carb.)	01/85	03/87	1.3L (G13A)	SOHC 8V (Petrol)	TPS007	TTS067	TCS032	TFS116	TBS010	-	
Swift	SA413 (GTI)	10/86	12/88	1.3L (G13B)	DOHC 16V (Petrol)	TPS007	TTS067	TCS065	TFS116	TBS010	-	
Swift	SF310 (Carb.)	01/89	12/96	1.0L (G10A)	SOHC 8V (Petrol)	TPS007	TTS067	-	TFS157	TBS010	TRS003	

Make and Model		Year		Engine		Part Number						Notes
		Start	Finish	Size & Model	Cam & Valves	Oil Pressure	Water Temp	Coolant Sensor	Fan Switch	Stop Light	Reverse Light	
Suzuki cont.												
Swift	SF413 (Carb.)	12/90	09/95	1.3L (G13BA)	SOHC 8V (Petrol)	TPS007	TTS001 TTS067	-	-	TBS012	TRS003	Check illustrations for correct application
Swift	SF413 (GTI)	01/89	12/98	1.3L (G13B)	DOHC 16V (Petrol)	TPS007	TTS001 TTS067	TCS032 TCS065	TFS225	TBS012	TRS003	Check illustrations for correct application
Swift	SF416 (incl. 4WD)	10/89	04/95	1.6L (G16B)	SOHC 16V (Petrol)	TPS007	TTS001 TTS067	TCS032	TFS158	TBS014	TRS003	Check illustrations for correct application
Swift	EZ	02/05	01/11	1.5L, 1.6L (M15, 16A)	DOHC 16V (Petrol)	TPS008	-	TCS146	-	TBS087	TRS046 TRS089	Check illustrations for correct application
Swift	FZ	02/11	06/13	1.4L (K14B)	DOHC 16V (Petrol)	TPS008	-	-	-	TBS087	TRS089	
SX4	GY	01/06	06/13	All	DOHC 16V (Petrol)	TPS008	-	TCS145	-	TBS087	TRS089	Check illustrations for correct application
Vitara	SE (Carb.)	07/88	12/94	1.6L (G16A)	SOHC 8V (Petrol)	TPS007	TTS001 TTS067	-	-	TBS012	TRS002	Check illustrations for correct application
Vitara	SE (EFI)	08/91	05/99	1.6L (G16B)	SOHC 16V (Petrol)	TPS007	TTS001 TTS067	TCS032	-	TBS001 TBS012	TRS002	Check illustrations for correct application
Vitara	SV	04/95	12/98	2.0L (H20A)	DOHC 24V (Petrol)	TPS013	TTS067	-	-	TBS019 TBS048	TRS002	Check illustrations for correct application
Vitara	SE, SV	05/97	11/01	2.0L (J20A)	DOHC 16V (Petrol)	TPS013	-	-	-	TBS019 TBS048	TRS002	Check illustrations for correct application
Wagon R	SR	10/97	12/99	1.0L (K10A)	DOHC 16V (Petrol)	TPS013	-	-	-	TBS012	TRS003	
Wagon R	MA34S	01/01	01/06	1.3L (M13A)	DOHC 16V (Petrol)	TPS008	-	TCS146	-	TBS085	TRS089	
X90	SZ	04/96	05/98	1.6L (G16B)	SOHC 16V (Petrol)	TPS007	TTS001	TCS032	-	TBS012 TBS019	TRS002	Check illustrations for correct application
Toyota												
4 Runner	YN60	07/84	10/85	2.0L (3Y-C)	OHV 8V (Petrol)	TPS007	TTS006	-	TFS159	-	TRS006	
4 Runner	YN63	11/85	12/88	2.2L (4Y)	OHV 8V (Petrol)	TPS007	TTS006	TCS024	TFS159	-	TRS006	
4 Runner	YN63	10/88	09/89	2.2L (4Y-EC)	OHV 8V (Petrol)	TPS007	TTS006	TCS117	TFS159	-	TRS006	
4 Runner	YN63	05/89	09/89	2.4L (22R)	SOHC 8V (Petrol)	TPS008	TTS006	-	-	TBS005 TBS018	TRS007	TBS018 suits models with cruise control
4 Runner	YN130	10/89	12/90	2.2L (4Y-E)	OHV 8V (Petrol)	TPS004 TPS007	TTS006	TCS032	-	-	TRS006	Check illustrations for correct application
4 Runner	RN130	05/89	06/96	2.4L (22R)	SOHC 8V (Petrol)	TPS008 TPS011	TTS006 TTS007	TCS118	TFS159	TBS005 TBS014 TBS018	TRS007	Check illustrations for correct application
4 Runner	VZN130	10/90	06/96	3.0L (3VZ-E)	DOHC 12V (Petrol)	TPS004 TPS082	TTS001 TTS006	-	TFS154	TBS005 TBS018	TRS007	Check illustrations for correct application
4 Runner - Diesel	LN60, LN61	07/84	01/89	2.4L (2L)	SOHC 8V (Diesel)	TPS006	TTS006	TCS117	-	TBS006	TRS006	
4 Runner - Diesel	LN61	05/89	09/89	2.8L (3L)	OHC 8V (Diesel)	TPS006	TTS006	TCS117	-	TBS006	TRS007	
4 Runner - Diesel	LN130	10/89	06/96	2.8L (3L)	OHC 8V (Diesel)	TPS002 TPS006	TTS006 TTS007	-	-	TBS005	TRS007	TPS002 suits gauge, check illustrations for correct application
Alphard	MNH10	01/02	04/05	3.0L (1MZ-FE)	DOHC 24V (Petrol)	TPS011	TTS008	TCS118	-	TBS088	-	
Alphard	MNH10	04/05	01/08	3.0L (1MZ-FE)	DOHC 24V (Petrol)	TPS011	TTS008	TCS118	-	TBS087	-	
Altezza	GXE10, 15	01/98	01/05	2.0L (1GFE)	DOHC 24V (Petrol)	TPS011	-	TCS118	TFS199	TBS005 TBS018	-	Check illustrations for correct application

Make and Model		Year		Engine		Part Number						Notes
		Start	Finish	Size & Model	Cam & Valves	Oil Pressure	Water Temp	Coolant Sensor	Fan Switch	Stop Light	Reverse Light	
Toyota cont.												
Altezza	JCE10, 15	01/01	01/03	3.0L (2JZ-GE)	DOHC 24V (Petrol)	TPS011	-	TCS118	TFS199	TBS018	-	
Aristo	JZS147	01/91	01/97	3.0L (2JZ-GE)	DOHC 24V (Petrol)	TPS011	TTS007	TCS118	TFS197	TBS018	-	
Aurion	GSV40 (incl. TRD)	10/06	06/08	3.5L (2GR-FE)	DOHC 24V (Petrol)	TPS011	-	TCS120	-	TBS087	-	
Aurion	GSV40 (incl. TRD)	06/08	03/12	3.5L (2GR-FE)	DOHC 24V (Petrol)	TPS011	-	TCS120	-	TBS089	-	
Avalon	MCX10, 20	07/00	05/06	3.0L (1MZ-FE)	DOHC 24V (Petrol)	TPS011	TTS008	TCS032	TFS194	TBS005 TBS018	-	TBS018 suits models with cruise control
Avensis	ACM20	01/01	10/03	2.0L (1AZ-FE)	DOHC 16V (Petrol)	TPS011	-	TCS118	-	TBS087 TBS088	TRS007	Check illustrations for correct application
Avensis	ACM20	10/03	11/03	2.0L (1AZ-FE)	DOHC 16V (Petrol)	TPS011	-	TCS120	-	TBS087 TBS088	TRS007	Check illustrations for correct application
Avensis	AZT250, 255	01/03	01/07	2.0L (1AZ-FSE)	DOHC 16V (Petrol)	TPS011	-	TCS118 TCS120	-	TBS087 TBS088	TRS007	Check illustrations for correct application
Avensis	ACM21	11/03	11/10	2.4L (2AZ-FE)	DOHC 16V (Petrol)	TPS011	-	TCS120	-	TBS087	-	
Blizzard	LD10 (Diesel)	03/82	12/83	2.2L (L)	SOHC 8V (Diesel)	TPS006	TTS006	-	-	TBS005	TRS007	
Bundera	RJ70	11/84	08/86	2.4L (22R)	SOHC 8V (Petrol)	TPS001	TTS006	-	-	TBS009	TRS007	
Bundera	RJ70	08/86	12/91	2.4L (22R)	SOHC 8V (Petrol)	TPS007	TTS006	-	-	TBS009	TRS007	
Bundera	LJ70 (Turbo Diesel)	01/86	12/91	2.4L (2L-T)	SOHC 8V (Diesel)	TPS006	TTS006	-	-	TBS005	TRS007	
Caldina	ST191	01/92	12/96	2.0L (3S-FE)	DOHC 16V (Petrol)	TPS011	TTS007	TCS118	TFS119	TBS005	TRS007	
Caldina	CT190	01/92	12/95	2.0L (2C)	SOHC 8V (Diesel)	TPS011	TTS006	TCS118	TFS119	TBS005	TRS007	Check illustrations for correct application
Caldina	AT191	01/96	01/97	1.8L (7A-FE)	DOHC 16V (Petrol)	TPS011	TTS008	TCS118	TFS191	TBS005	TRS007	Check illustrations for correct application
Caldina	AT211	01/97	01/02	1.8L (7A-FE)	DOHC 16V (Petrol)	-	-	-	TFS194	TBS005	-	
Caldina	ST210	01/97	01/02	2.0L (3S-FE)	DOHC 16V (Petrol)	-	-	-	TFS119	TBS005	-	
Camry	SV11	04/83	04/87	2.0L (2S-EC)	SOHC 8V (Petrol)	TPS008	TTS006	TCS024	TFS120	TBS009	TRS006	Check illustrations for correct application
Camry	SV20	05/87	08/89	1.8L (1S-E)	SOHC 8V (Petrol)	TPS008	TTS006	TCS024	TFS120	TBS009	TRS006	
Camry	SV21	05/87	09/87	2.0L (3S-FE)	DOHC 16V (Petrol)	TPS008	TTS001	TCS117	TFS120	TBS014 TBS017	TRS006	TBS017 suits models with cruise control
Camry	SV21	09/87	06/89	2.0L (3S-FE)	DOHC 16V (Petrol)	TPS008	TTS001	TCS118	TFS120	TBS014 TBS017	TRS006	TBS017 suits models with cruise control
Camry	VZV20	06/88	08/88	2.5L (2VZ-FE)	DOHC 24V (Petrol)	TPS008	TTS006	TCS024	TFS120	TBS014 TBS017	TRS007	TBS017 suits models with cruise control
Camry	VZV20, 21	08/88	02/93	2.5L (2VZ-FE)	DOHC 24V (Petrol)	TPS008	TTS006	TCS032	TFS120	TBS014 TBS017	TRS007	TBS017 suits models with cruise control
Camry	SV21	06/89	02/93	2.0L (3S-FE)	DOHC 16V (Petrol)	TPS008	TTS001	TCS118	TFS120	TBS014 TBS017	TRS007	TBS017 suits models with cruise control
Camry	SV22	09/89	06/91	2.0L (3S-FC)	DOHC 16V (Petrol)	TPS008	TTS001	TCS032	TFS120	TBS017	TRS007	
Camry	SXV10	02/93	08/97	2.2L (5S-FE)	DOHC 16V (Petrol)	TPS011	TTS007	TCS118	TFS119	TBS005 TBS018	TRS007	TBS017 suits models with cruise control
Camry	VCV10	02/93	08/95	3.0L (3VZ-FE)	DOHC 24V (Petrol)	TPS011	TTS001	TCS147	TFS119	TBS005 TBS018	TRS007	TBS017 suits models with cruise control
Camry	VDV10 (Vienta)	02/93	08/95	3.0L (3VZ-FE)	DOHC 24V (Petrol)	TPS011	TTS001	TCS032	TFS119	TBS005 TBS018	TRS007	TBS017 suits models with cruise control

Make and Model		Year		Engine		Part Number						Notes
		Start	Finish	Size & Model	Cam & Valves	Oil Pressure	Water Temp	Coolant Sensor	Fan Switch	Stop Light	Reverse Light	
Toyota cont.												
Camry	VDV10 (Vienta)	08/95	09/97	3.0L (3VZ-FE)	DOHC 24V (Petrol)	TPS011	TTS001	TCS118 TCS147	TFS119	TBS005 TBS018	TRS007	Check illustrations for correct application, TBS018 suits models with cruise control
Camry	SXV20	01/96	08/02	2.2L (5S-FE)	DOHC 16V (Petrol)	TPS011	TTS008	TCS118	TFS119	TBS005 TBS018	TRS007	TBS018 suits models with cruise control
Camry	MCV20	08/97	08/02	3.0L (1MZ-FE)	DOHC 24V (Petrol)	TPS011	TTS008	TCS118	TFS194 TFS197	TBS005 TBS018	TRS007	Check illustrations for correct application
Camry	MCV36	09/02	06/06	3.0L (1MZ-FE)	DOHC 24V (Petrol)	TPS011	TTS008	TCS117 TCS118	TFS194	TBS005 TBS018	TRS007	Check illustrations for correct application
Camry	ACV30, 36	09/02	06/06	2.4L (2AZ-FE)	DOHC 16V (Petrol)	TPS011	-	TCS120	-	TBS005 TBS018	TRS007	Check illustrations for correct application
Camry	ACV40	06/06	06/13	2.4L (2AZ-FE)	DOHC 16V (Petrol)	TPS011	-	TCS120	-	TBS087	TRS007	
Carib	AE115	01/95	01/00	1.8L (7A-FE)	DOHC 16V (Petrol)	-	-	-	TFS194	TBS088	-	
Carib	AE111, 114	01/96	01/01	1.6L (4A-FE)	DOHC 16V (Petrol)	-	-	-	TFS191	TBS088	-	
Carina	AT191	01/94	01/96	1.8L (7A-FE)	DOHC 16V (Petrol)	TPS011	TTS008	TCS118	TFS191	-	TRS007	Check illustrations for correct application
Carina	AT191	01/96	01/97	1.8L (7A-FE)	DOHC 16V (Petrol)	TPS011	TTS008	TCS118	TFS191	TBS005	TRS007	Check illustrations for correct application
Celica	TA22, 23	11/71	05/76	1.6L (2T)	OHV (Petrol)	TPS007	TTS005	-	TFS150	TBS005	TRS006	
Celica	RA23, 28	06/76	10/77	2.0L (18R)	SOHC 8V (Petrol)	TPS007	TTS005	-	TFS150	TBS006	TRS006 TRS005	
Celica	RA40	11/77	10/81	2.0L (18R-C)	SOHC 8V (Petrol)	TPS005	TTS006	-	TFS150	TBS006	TRS005	
Celica	RA60	11/81	09/83	2.0L (21R-C)	SOHC 8V (Petrol)	TPS007	TTS006	-	TFS150	TBS006	-	
Celica	RA65	10/84	12/85	2.4L (22R-EC)	SOHC 8V (Petrol)	TPS008	TTS006	-	TFS150	TBS006	-	
Celica	SA63	10/83	09/84	2.0L (2S-C)	SOHC 8V (Petrol)	TPS007	TTS006	-	TFS150 TFS152	TBS009	TRS006	Check illustrations for correct application
Celica	ST162	10/85	03/88	2.0L (3S-GE)	DOHC 16V (Petrol)	TPS005	TTS006	TCS024	TFS152	TBS009 TBS017	TRS007	TBS017 suits models with cruise control
Celica	ST162	04/88	10/89	2.0L (3S-GELC)	DOHC 16V (Petrol)	TPS005	TTS006	TCS024	TFS152	TBS009 TBS017	TRS007	TBS017 suits models with cruise control
Celica	ST162	08/87	08/88	2.0L (3S-FE)	DOHC 16V (Petrol)	TPS005	TTS001	TCS024	TFS152	TBS009	TRS006	
Celica	ST162	08/88	10/89	2.0L (3S-FE)	DOHC 16V (Petrol)	TPS005	TTS001	TCS118	TFS152	TBS009	TRS006	
Celica	ST184	11/89	08/91	2.2L (5S-FE)	DOHC 16V (Petrol)	TPS008	TTS001	TCS032	TFS119	TBS005 TBS018	TRS007	TBS018 suits models with cruise control
Celica	ST184	08/91	11/92	2.2L (5S-FE)	DOHC 16V (Petrol)	TPS008	TTS006	TCS032	TFS119	TBS005 TBS018	TRS007	TBS018 suits models with cruise control
Celica	ST184	11/92	03/94	2.2L (5S-FE)	DOHC 16V (Petrol)	TPS008	TTS007	TCS032	TFS119	TBS005 TBS018	TRS007	TBS018 suits models with cruise control
Celica	ST185	09/89	09/93	2.0L (3S-GTE)	DOHC 16V (Petrol)	TPS008	TTS006	TCS032	TFS152	TBS005	TRS007	Check illustrations for correct application
Celica	ST202, 203	09/93	08/99	2.0L (3S-FE)	DOHC 16V (Petrol)	-	-	TCS118	-	TBS005	TRS007	
Celica	ST204	03/94	11/99	2.2L (5S-FE)	DOHC 16V (Petrol)	TPS011	TTS008	TCS032	TFS119	TBS005 TBS018	TRS007	TBS018 suits models with cruise control
Celica	ST205 (incl. GT-Four)	09/93	08/99	2.0L (3S-GTE)	DOHC 16V (Petrol)	TPS011	TTS007	TCS118	TFS119	TBS005	TRS007	Check illustrations for correct application
Celica	ZZT230	01/99	08/01	1.8L (1ZZ-FE)	DOHC 16V (Petrol)	TPS011	-	TCS118	-	TBS005	TRS046	

Make and Model		Year		Engine		Part Number						Notes
		Start	Finish	Size & Model	Cam & Valves	Oil Pressure	Water Temp	Coolant Sensor	Fan Switch	Stop Light	Reverse Light	
Toyota cont.												
Celica	ZZT231	11/99	08/01	1.8L (2ZZ-GE)	DOHC 16V (Petrol)	TPS011 TPS128	-	TCS118	-	TBS005	TRS046	Check illustrations for correct application
Celica	ZZT230	08/01	10/02	1.8L (1ZZ-FE)	DOHC 16V (Petrol)	TPS011	-	TCS118	-	TBS088	TRS046	
Celica	ZZT231	08/01	03/06	1.8L (2ZZ-GE)	DOHC 16V (Petrol)	TPS011 TPS128	-	TCS118	-	TBS088	TRS046	Check illustrations for correct application
Coaster	RB11, 13, 20	01/78	06/92	2.2L, 2.4L (20R, 22R)	Petrol	TPS007	TTS005	-	-	TBS009	-	
Coaster	RU18, 19	01/68	12/77	2.0L (5R)	OHV (Petrol)	TPS007	TTS005	-	-	TBS009	-	
Coaster - Diesel	BB20, 21	01/84	06/92	3.4L (3B, 13B)	OHV 8V (Diesel)	TPS007	TTS005	-	-	TBS009	-	
Coaster - Diesel	BB40	01/93	07/99	3.4L (3B)	OHV 8V (Diesel)	TPS011	TTS007	-	-	-	TRS007	Check illustrations for correct application
Coaster - Diesel	BB50, BB58	01/99	09/06	4.1L (15B-FTE)	OHV 16V (Diesel)	TPS011	TTS007	TCS118	TFS197	-	TRS007	Check illustrations for correct application
Coaster - Diesel	BU, BB	01/74	07/82	3.0L, 3.2L (B, 2B)	Diesel	TPS007	TTS005	-	-	TBS009	-	
Coaster - Diesel	HB30	01/87	12/90	4.0L (2H)	OHV (Diesel)	TPS006	TTS006	-	-	TBS009	TRS006	
Coaster - Diesel	HZB30, 50	01/90	02/03	4.2L (1HZ)	SOHC 12V (Diesel)	TPS008	TTS007	-	-	-	TRS007	Check illustrations for correct application
Coaster - Diesel	HZB50	10/06	09/07	4.2L (1HZ)	SOHC 12V (Diesel)	TPS008	TTS007	TCS118	-	-	TRS007	
Coaster - Diesel	XZB40, 50	01/04	12/11	4.0L (N04CTB, N04CTQ, N04CUH)	OHV 16V (Diesel)	-	-	-	-	-	TRS007	
Corolla	KE10	01/66	12/70	1.1L (K)	OHV (Petrol)	TPS007	TTS005	-	-	TBS008	-	
Corolla	KE20	01/70	12/74	1.2L (3K-C)	OHV (Petrol)	TPS008	TTS005	-	TFS151	TBS008	-	
Corolla	KE30, 35, 36	02/71	11/78	1.2L (3K-C)	OHV (Petrol)	TPS008	TTS005	-	TFS151	TBS006	-	Check illustrations for correct application
Corolla	KE38, 55	11/78	08/79	1.3L (4K-C)	OHV (Petrol)	TPS008	TTS005	-	TFS151	-	-	
Corolla	KE38, 55	08/79	11/81	1.3L (4K-C)	OHV (Petrol)	TPS008	TTS006	-	TFS151	-	-	
Corolla	KE50	03/77	10/78	1.2L (3K-C)	OHV (Petrol)	TPS008	TTS005	-	TFS151	-	-	Check illustrations for correct application
Corolla	KE70	10/81	04/85	1.3L (4K-C)	OHV 8V (Petrol)	TPS008	-	-	TFS151	TBS006	-	
Corolla	AE71	10/83	04/85	1.6L (4A-C)	SOHC 8V (Petrol)	TPS008	TTS001	-	TFS150	TBS009	TRS007	
Corolla	AE80	04/85	05/89	1.3L (2A-C)	SOHC 8V (Petrol)	TPS008	TTS005	-	TFS150	TBS006	TRS006	Check illustrations for correct application
Corolla	AE82	04/85	05/89	1.6L (4A-LC)	SOHC 8V (Petrol)	TPS008	TTS005	-	TFS150	TBS006	TRS006	Check illustrations for correct application
Corolla	AE82	09/86	05/89	1.6L (4A-GE)	DOHC 16V (Petrol)	TPS004 TPS008	TTS005	TCS024	TFS150	TBS006	TRS006	Check illustrations for correct application
Corolla	AE86	01/83	01/86	1.6L (4A-C)	SOHC 8V (Petrol)	TPS002	TTS006	-	TFS150	TBS009	-	
Corolla	AE90	07/89	12/94	1.4L (6A-FC)	DOHC 16V (Petrol)	TPS007	TTS001	-	TFS120	-	-	
Corolla	AE92	07/87	09/94	1.6L (4A-GE)	DOHC 16V (Petrol)	TPS004 TPS006	TTS001	TCS032	TFS150	TBS009	TRS006	TPS004 suits gauge
Corolla	AE92	06/89	09/94	1.6L (4A-FC)	DOHC 16V (Petrol)	TPS006	TTS001	TCS032	TFS150 TFS191	TBS009	TRS007	Check illustrations for correct application
Corolla	AE92, 95	04/88	07/95	1.6L (4A-FE)	DOHC 16V (Petrol)	TPS006	TTS001	TCS032	TFS150	TBS009	TRS007	Check illustrations for correct application
Corolla	AE93	11/92	09/94	1.8L (7A-FE)	DOHC 16V (Petrol)	TPS011	TTS008	TCS032	TFS191	TBS009	TRS007	
Corolla	AE95	04/88	08/88	1.6L (4A-GE)	DOHC 16V (Petrol)	TPS004 TPS006	TTS001	TCS117	TFS191	TBS009	TRS007	TPS004 suits gauge
Corolla	AE95	08/88	07/95	1.6L (4A-GE)	DOHC 16V (Petrol)	TPS004 TPS006	TTS001	TCS118	TFS191	TBS009	TRS007	TPS004 suits gauge

Make and Model		Year		Engine		Part Number						Notes
		Start	Finish	Size & Model	Cam & Valves	Oil Pressure	Water Temp	Coolant Sensor	Fan Switch	Stop Light	Reverse Light	
Toyota cont.												
Corolla	AE100	06/91	08/92	1.5L (5A-FE)	DOHC 16V (Petrol)	TPS006	TTS001 TTS008	TCS118	TFS191	TBS005	TRS007	Check illustrations for correct application
Corolla	AE100	08/92	01/00	1.5L (5A-FE)	DOHC 16V (Petrol)	TPS011	TTS001 TTS008	TCS118	TFS191	TBS005	TRS007	Check illustrations for correct application
Corolla	AE101	01/91	01/99	1.6L (4A-GE)	DOHC 16V (Petrol)	-	TTS001 TTS008	TCS118	TFS191	TBS005	TRS007	Check illustrations for correct application
Corolla	AE101	01/91	01/98	1.6L (4A-GE)	DOHC 20V (Petrol)	TPS006 TPS008 TPS011	TTS001 TTS008	TCS118	TFS191	TBS005	TRS007	Check illustrations for correct application
Corolla	AE101	09/91	12/98	1.6L (4A-FE)	DOHC 16V (Petrol)	TPS011	TTS008	TCS032	TFS191	TBS005 TBS018	TRS007	TBS018 suits models with cruise control
Corolla	AE102, 112	09/94	01/02	1.8L (7A-FE)	DOHC 16V (Petrol)	TPS011	TTS008	TCS032 TCS118	TFS191	TBS005	TRS007	Check illustrations for correct application
Corolla	AE110	01/95	01/00	1.5L (5A-FE)	DOHC 16V (Petrol)	TPS011	TTS008	TCS118	TFS191	TBS005	TRS007	
Corolla	AE111	01/95	01/01	1.6L (4A-FE)	DOHC 16V (Petrol)	-	TTS001 TTS008	TCS118	TFS191	TBS005	TRS007	Check illustrations for correct application
Corolla	CE100 (Diesel)	01/91	01/98	2.0L (2C)	SOHC 8V (Diesel)	TPS011	TTS006	-	TFS119	TBS005	TRS007	
Corolla	EE100	01/92	05/92	1.3L (2EL)	SOHC 12V (Petrol)	TPS008	TTS001	-	TFS191	TBS005	TRS007	Check illustrations for correct application
Corolla	EE100	05/92	01/97	1.3L (2EL)	SOHC 12V (Petrol)	TPS011	TTS001	-	TFS191	TBS005	TRS007	Check illustrations for correct application
Corolla	EE101, 111	01/91	01/00	1.3L (4E-FE)	DOHC 16V (Petrol)	TPS011	TTS001	TCS118 TCS119	TFS191	TBS005	TRS007	Check illustrations for correct application
Corolla	EE103, 104	01/93	01/02	1.5L (5E-FE)	DOHC 16V (Petrol)	TPS011	TTS001	TCS118	TFS191	TBS005	TRS007	Check illustrations for correct application
Corolla	ZZE122	12/01	10/05	1.8L (1ZZ-FE)	DOHC 16V (Petrol)	TPS011	-	TCS118	-	TBS005	TRS007	
Corolla	ZZE122	10/05	04/07	1.8L (1ZZ-FE)	DOHC 16V (Petrol)	TPS011	-	TCS118	-	TBS087	TRS007	
Corolla	ZZE123	05/03	04/06	1.8L (2ZZ-GE)	V-DOHC 16V (Petrol)	TPS011	-	TCS032	-	TBS005	TRS007	
Corolla	NZE120	01/00	01/05	1.3L (2NZ-FE)	DOHC 16V (Petrol)	TPS011	-	TCS118	-	TBS005	TRS007	
Corolla	NZE121	01/00	12/05	1.5L (1NZ-FE)	DOHC 16V (Petrol)	TPS011	-	TCS118	-	TBS005 TBS087 TBS088	TRS007	Check illustrations for correct application
Corolla	NZE121	12/05	09/06	1.5L (1NZ-FE)	DOHC 16V (Petrol)	TPS011	-	TCS120	-	TBS005 TBS087 TBS088	TRS007	Check illustrations for correct application
Corolla	NZE141	10/06	04/07	1.5L (1NZ-FE)	DOHC 16V (Petrol)	TPS011	-	TCS120	-	TBS089	TRS072	
Corolla	NZE141	04/07	01/10	1.5L (1NZ-FE)	DOHC 16V (Petrol)	TPS011	-	TCS120	-	TBS087	TRS072	
Corolla	ZRE152	05/07	06/13	1.8L (2ZR-FE)	DOHC VVT 16V (Petrol)	TPS011	-	TCS120	-	TBS087	TRS072	Check illustrations for correct application
Corolla	ZRE153	06/10	09/10	2.0L (3ZR-FAE)	DOHC 16V (Petrol)	TPS011	-	TCS120	-	TBS087	TRS072	Check illustrations for correct application
Corolla	ZRE153	09/10	06/13	2.0L (3ZR-FAE)	DOHC 16V (Petrol)	TPS011	-	TCS120	-	TBS087	TRS007	Check illustrations for correct application
Corolla II	EL53	01/94	05/97	1.5L (5E-FE)	DOHC 16V (Petrol)	TPS011	TTS001 TTS008	TCS118	TFS191	-	TRS007	Check illustrations for correct application
Corolla II	EL53	05/97	01/99	1.5L (5E-FE)	DOHC 16V (Petrol)	TPS011	TTS008	TCS119	TFS191	-	TRS007	
Corona	RT40, 80	01/64	12/71	1.5L (2R)	OHV (Petrol)	TPS006	TTS005	-	-	TBS008	TRS005	

Make and Model		Year		Engine		Part Number						Notes
		Start	Finish	Size & Model	Cam & Valves	Oil Pressure	Water Temp	Coolant Sensor	Fan Switch	Stop Light	Reverse Light	
Toyota cont.												
Corona	RT72	01/69	12/72	1.9L (8R)	SOHC 8V (Petrol)	TPS006	TTS005	-	-	TBS006	TRS005	
Corona	RT81	01/71	12/74	1.6L (12R)	OHV (Petrol)	TPS006	TTS005	-	-	TBS008	-	Check illustrations for correct application
Corona	RT104, 118	03/74	09/79	2.0L (18R-C)	SOHC 8V (Petrol)	TPS002 TPS006	TTS005	-	-	TBS006	TRS005	TPS002 suits gauge
Corona	RT132	10/79	12/82	2.0L (18R-C)	SOHC 8V (Petrol)	TPS007	TTS006	-	-	TBS006	TRS006	
Corona	RT133	01/82	12/83	2.0L (21R-C)	SOHC 8V (Petrol)	TPS008	TTS006	-	-	TBS006	TRS005	
Corona	RT142	11/84	04/87	2.4L (22R-E)	SOHC 8V (Petrol)	TPS004 TPS008	TTS006	TCS024	TFS143 TFS150 TFS152	TBS006 TBS063	-	Check illustrations for correct application
Corona	MX10, 22	07/72	10/74	2.0L, 2.3L (M, 2M)	SOHC (Petrol)	TPS006	TTS005	-	-	TBS006	TRS005	
Corona	MX13, 23	11/74	12/77	2.6L (4M)	SOHC 8V (Petrol)	TPS006	TTS005	-	-	TBS005	TRS005	
Corona	XT130	10/79	07/83	1.9L (Starfire)	OHV (Petrol)	TPS006	TTS005	-	-	TBS006	TRS005	
Corona	ST141	08/83	04/87	2.0L (2S-C)	SOHC 8V (Petrol)	TPS002 TPS005 TPS008	TTS006	-	TFS152	TBS006 TBS063	-	Check illustrations for correct application, TBS063 suits models with cruise control
Corona	ST190	01/92	01/96	1.8L (4S-FE)	DOHC 16V (Petrol)	-	-	-	TFS153	-	-	
Corona	ST191	01/93	01/97	2.0L (3S-FE)	DOHC 16V (Petrol)	TPS011	TTS007	TCS118	TFS119	TBS005	TRS007	
Corona	ST210	01/96	01/01	2.0L (3S-FE)	DOHC 16V (Petrol)	TPS011	TTS008	TCS118	TFS119	TBS005	-	
Corona	CT190	02/92	12/95	2.0L (2C)	SOHC 8V (Diesel)	-	TTS006	-	TFS119	TBS005	-	Check illustrations for correct application
Corona	AT211	01/96	01/01	1.8L (7A-FE)	DOHC 16V (Petrol)	-	-	-	TFS191	-	-	
Corona Avante	ST141	11/84	04/87	2.0L (2S-C)	SOHC 8V (Petrol)	TPS005 TPS008	TTS006	-	TFS150 TFS152	TBS006 TBS063	TRS005	Check illustrations for correct application
Corsa	EL53	01/94	05/97	1.5L (5E-FE)	DOHC 16V (Petrol)	TPS011	TTS001 TTS008	TCS118	TFS191	-	TRS007	Check illustrations for correct application
Corsa	EL53	05/97	01/99	1.5L (5E-FE)	DOHC 16V (Petrol)	TPS011	TTS001 TTS008	TCS119	TFS191	-	TRS007	Check illustrations for correct application
Cressida	MX32, 36	03/77	12/81	2.6L (4M)	SOHC 12V (Petrol)	TPS007	TTS006	-	-	-	TRS006	
Cressida	MX62	02/81	12/84	2.8L (5M-E)	SOHC 12V (Petrol)	TPS002	TTS006	-	-	TBS006	TRS006	
Cressida	MX73	11/84	10/85	2.8L (5M-E)	SOHC 12V (Petrol)	TPS006	TTS006	TCS024	-	TBS009 TBS017	TRS006	TBS017 suits models with cruise control
Cressida	MX73	11/85	12/88	2.8L (5M-GE)	DOHC 24V (Petrol)	TPS008	TTS006	TCS024	-	TBS009 TBS017	TRS006	TBS017 suits models with cruise control
Cressida	MX83	10/88	01/93	3.0L (7M-GE)	DOHC 24V (Petrol)	TPS006	TTS006	TCS032	-	TBS009 TBS017 TBS018	TRS006	Check illustrations for correct application
Crown	MS41, 47, RS56	01/66	12/71	2.0L (5R, M)	OHV (Petrol)	TPS007	TTS005	-	-	TBS008	-	
Crown	MS53, 55, 57	02/67	12/71	2.3L (2M)	SOHC 12V (Petrol)	TPS007	TTS005	-	-	TBS008	-	
Crown	MS65, 83, 85, 111	01/71	01/80	2.6L (4M)	SOHC 12V (Petrol)	TPS007	TTS005	-	-	TBS006	TRS006	
Crown	MS112, 123	10/80	11/85	2.8L (5M-E)	SOHC 12V (Petrol)	TPS006	TTS006	TCS024	-	TBS006 TBS009 TBS017	TRS006	Check illustrations for correct application
Crown	MS125	12/85	05/88	3.0L (6M-GE)	DOHC 12V (Petrol)	TPS006	TTS006	TCS024	-	TBS005	TRS006	

Make and Model		Year		Engine		Part Number						Notes
		Start	Finish	Size & Model	Cam & Valves	Oil Pressure	Water Temp	Coolant Sensor	Fan Switch	Stop Light	Reverse Light	
Toyota cont.												
Cynos	EL44	01/91	08/92	1.5L (5E-FE, FHE)	DOHC 16V (Petrol)	TPS008	TTS001	TCS118	TFS120 TFS191	TBS005	TRS007	Check illustrations for correct application
Cynos	EL44	08/92	01/96	1.5L (5E-FE, FHE)	DOHC 16V (Petrol)	TPS011	TTS001	TCS118	TFS120 TFS191	TBS005	TRS007	Check illustrations for correct application
Cynos	EL52	01/95	01/99	1.3L (4E-FE)	DOHC 16V (Petrol)	-	-	-	TFS191	-	-	
Dyna	RU10, 12, 15, 19, 20, 25, 30	01/69	01/84	2.0L (5R)	OHV (Petrol)	TPS006	TTS005	-	-	-	-	
Dyna - Diesel	BU20	08/77	12/84	3.0L (B)	OHV (Diesel)	TPS008	TTS005	-	-	-	-	
Dyna - Diesel	BU32, 36	06/81	12/84	3.4L (3B)	OHV (Diesel)	TPS008	TTS005	-	-	-	-	
Dyna - Diesel	BU102	05/95	01/98	4.1L (15B-F)	OHV 16V (Diesel)	TPS011	TTS007	-	-	-	TRS046	Check illustrations for correct application
Dyna - Diesel	HU15, 30	01/69	12/81	3.6L (H)	Diesel	TPS006	TTS006	-	-	TBS009	TRS006	
Dyna - Diesel	HU40	07/83	12/84	4.0L (2H)	OHV (Diesel)	TPS006	TTS006	-	-	TBS009	TRS006	
Dyna - Diesel	XZU302, 342, 307, 402, 404, 414, 424, 434	01/01	01/07	4.6L (SO5C, SO5CTB)	SOHC 16V (Diesel)	-	-	-	-	-	TRS007	
Dyna - Diesel	XZU412, 411	01/01	01/07	4.9L (SO5D)	SOHC 16V (Diesel)	-	-	-	-	-	TRS007	
Dyna - Diesel	XZU420, 430, 410	01/01	01/03	5.3L (J05C)	SOHC 16V (Diesel)	-	-	-	-	-	TRS007	
Dyna - Diesel	KDY230	01/05	01/07	2.5L (2KD-FTV)	DOHC 16V (Diesel)	TPS011	TTS007	TCS118	-	-	TRS007	Check illustrations for correct application
Dyna 100	YH81	11/85	12/91	1.8L (2Y-C)	OHV 8V (Petrol)	TPS008	TTS006	-	TFS155	TBS006	TRS006	
Dyna 100	YY100	12/94	08/01	1.8L (2Y)	OHV (Petrol)	TPS011	TTS007	-	-	-	TRS007	
Dyna 100 - Diesel	LH80	11/85	04/91	2.4L (2L)	SOHC 8V (Diesel)	TPS007	TTS007	-	-	TBS006	TRS007	
Dyna 100 - Diesel	LY220	08/01	06/05	3.0L (5L)	OHC 8V (Diesel)	TPS006	TTS007	TCS118	-	-	TRS007	Check illustrations for correct application
Dyna 150 - Diesel	LY60	11/85	09/88	2.4L (2L)	SOHC 8V (Diesel)	TPS006	TTS006	-	-	TBS006	TRS006	
Dyna 150 - Diesel	LY61	10/88	06/95	2.4L (2L)	SOHC 8V (Diesel)	TPS007	TTS007	-	-	TBS006	TRS007	
Dyna 150 - Diesel	LY61	10/88	06/95	2.8L (3L)	SOHC 8V (Diesel)	TPS006	TTS007	-	-	TBS006	TRS007	
Dyna 150 - Diesel	LY211	07/95	09/01	2.8L (3L)	SOHC 8V (Diesel)	TPS006	TTS007	TCS118	-	TBS006	TRS007	
Dyna 150 - Diesel	LY230	08/01	06/05	3.0L (5L)	SOHC 8V (Diesel)	TPS006	TTS007	TCS118	-	-	TRS007	Check illustrations for correct application
Dyna 200	YU60, 62	11/84	12/91	2.0L, 2.2L (3Y-C, 4Y-C)	SOHC (Petrol)	TPS007	TTS006	-	TFS155	TBS006	TRS006	
Dyna 200 - Diesel	BU60, 61, 63, 65, 66	01/84	12/95	3.0L, 3.7L (B, 11B, 14B)	OHV (Diesel)	TPS007	TTS005	-	-	TBS006	TRS006	
Dyna 200 - Diesel	BU100, 101, 110, 142, 212	01/95	06/03	3.4L, 3.7L, 4.1L (3B, 14B, 15B-F)	OHV (Diesel)	TPS011	TTS007	-	-	-	TRS046	Check illustrations for correct application
Dyna 200 - Diesel	BU300, 340	06/03	01/04	4.1L (15B-FTE)	OHV 16V (Diesel)	TPS011	TTS007	TCS118	-	-	TRS007	Check illustrations for correct application
Dyna 300 - Diesel	BU85, 88	11/84	06/95	3.4L, 3.7L (13B, 14B)	OHV (Diesel)	TPS007	TTS005	-	-	TBS006	TRS006	
Dyna 300 - Diesel	BU212	11/97	06/03	4.1L (15B-F)	OHV 16V (Diesel)	TPS011	TTS007	-	-	-	TRS046	
Dyna 400 - Diesel	BU91, WU90	11/84	07/95	3.7L, 4.0L (14B, 1W)	OHV (Diesel)	TPS007	TTS006	-	-	TBS006	TRS006	
Dyna 400 - Diesel	BU212R, Diesel	07/95	06/03	4.1L (15B-F)	OHV 16V (Diesel)	TPS011	TTS007	-	-	-	TRS046	Check illustrations for correct application

Make and Model		Year		Engine		Part Number						Notes
		Start	Finish	Size & Model	Cam & Valves	Oil Pressure	Water Temp	Coolant Sensor	Fan Switch	Stop Light	Reverse Light	
Toyota cont.												
Dyna 250, 350, 450 & 550 - Diesel	XZU404, XZU414 & XZU424	06/03	12/06	4.6L (S05C-TB)	SOHC (Diesel)	-	-	-	-	-	TRS007	
Echo	NCP10, 12, 13	10/99	10/05	1.3L 1.5L (2NZ-FE, 1NZ-FE)	DOHC 16V (Petrol)	TPS011	-	TCS119	TFS199	TBS005	TRS007	Check illustrations for correct application
Estima	TCR10, 11, 20, 21	05/90	12/99	2.4L (2TZ-FE)	DOHC 16V (Petrol)	TPS008 TPS011	TTS006 TTS007	TCS118	-	TBS009 TBS017	TRS007	Check illustrations for correct application
Estima	CXR10	01/92	01/99	2.2L (3C-T)	SOHC 8V (Diesel)	-	-	-	TFS199	-	-	
Estima	MCR30	12/99	12/04	3.0L (1MZ-FE)	DOHC 24V (Petrol)	TPS011	TTS008	-	-	TBS005 TBS018	TRS007	TBS018 suits models with cruise control
Estima	ACR30	01/00	04/03	2.4L (2AZ-FE)	DOHC 16V (Petrol)	TPS011	-	TCS118	TFS199	TBS005 TBS018 TBS087	TRS007	Check illustrations for correct application
Estima	ACR30	04/03	01/06	2.4L (2AZ-FE)	DOHC 16V (Petrol)	TPS011	-	TCS120	TFS199	TBS005 TBS018 TBS087	TRS007	Check illustrations for correct application
Estima Emina, Lucida	CXR10, 11, 20, 21	01/92	12/99	2.2L (3C-T, TE)	SOHC 8V (Diesel)	TPS011	TTS007	-	-	TBS005	TRS007	
Estima Emina, Lucida	TCR10, 11, 20, 21	01/92	12/99	2.4L (2TZ-FE)	DOHC 16V (Petrol)	TPS011	TTS006 TTS007	TCS118	-	TBS009	TRS007	Check illustrations for correct application
FJ Cruiser	GSJ15R	03/11	06/13	4.0L (1GR-FE)	DOHC 24V (Petrol)	TPS011	-	TCS120	-	TBS087	TRS007	
Funcargo	NCP20, 21	08/99	09/05	1.3L, 1.5L (2NZ-FE, 1NZ-FE)	DOHC 16V (Petrol)	TPS011	-	TCS119	TFS199	TBS005	TRS007	
Harrier	MCU15, 10, 30, 35	01/98	01/05	3.0L (1MZ-FE)	DOHC 24V (Petrol)	TPS011	-	TCS118	TFS194	TBS018	-	Check illustrations for correct application
Hiace	RH10 - 42	01/67	12/82	1.5L, 1.6L, 2.0L (2R, 12R, 18R-C)	OHV (Petrol)	TPS007	TTS005	-	TFS143	TBS006	TRS006	Check illustrations for correct application
Hiace	YH50, 51, 60, 61, 71	01/82	12/86	1.8L, 2.0L (2YC, 3Y, 3Y-C)	OHV (Petrol)	TPS007	TTS006	-	TFS155	TBS006	TRS006	
Hiace	YH53, 63, 73	10/86	09/89	2.2L (4Y-C)	OHV 8V (Petrol)	TPS007	TTS006	-	TFS119 TFS155	TBS006	TRS006	Check illustrations for correct application
Hiace	RZH12 - 125 (incl. SBV)	10/95	03/05	2.4L (2R-ZE)	SOHC 8V (Petrol)	TPS011	TTS007	TCS032	-	TBS005	TRS007	
Hiace	RZH103, 113, 125	10/89	01/99	2.4L (2RZ)	SOHC 8V (Petrol)	TPS008 TPS011	TTS006 TTS007	TCS032	-	TBS002 TBS005	TRS007	Check illustrations for correct application
Hiace	RCH22	01/99	01/04	2.4L (2R-ZE)	SOHC 8V (Petrol)	TPS011	TTS007	TCS118	-	TBS005	TRS007	
Hiace	TRH200, 201, 214, 219, 221, 223, 224	03/05	06/13	2.7L (2TR-FE)	DOHC 16V (Petrol)	TPS011	-	TCS120	-	TBS087	TRS007	
Hiace - Diesel	LH20, 30, 50, 60, 70	03/81	02/84	2.2L (L)	Diesel	TPS007	TTS006	-	-	-	-	
Hiace - Diesel	LH51	01/84	09/89	2.4L (2L)	SOHC 8V (Diesel)	TPS006	TTS006	-	-	TBS006	TRS006	
Hiace - Diesel	LH61, 71	01/84	09/89	2.4L (2L)	SOHC 8V (Diesel)	TPS007	TTS006	-	-	TBS009	TRS006	
Hiace - Diesel	LH103, 113, 125	10/89	12/06	2.8L (3L)	SOHC 8V (Diesel)	TPS006 TPS011	TTS007	-	-	TBS005	TRS007	Check illustrations for correct application
Hiace - Diesel	LH162, 172, 184	07/99	03/07	3.0L (5L)	SOHC 8V (Diesel)	TPS006	TTS007	TCS118	-	TBS005	TRS007	
Hiace - Diesel	KDH200, 201, 205, 220, 222, 225, 227	10/06	06/13	2.5L, 3.0L (2KD-FTV, 1KD-FTV)	DOHC 16V (Diesel)	TPS011	-	TCS120	-	TBS087	TRS007	

Make and Model		Year		Engine		Part Number						Notes
		Start	Finish	Size & Model	Cam & Valves	Oil Pressure	Water Temp	Coolant Sensor	Fan Switch	Stop Light	Reverse Light	
Toyota cont.												
Highlander	GSU45	01/07	01/08	3.5L (2GR-FE)	DOHC VVT 24V (Petrol)	TPS011	-	TCS120	-	TBS018	-	
Hilux	RN10, 13, 15, 16	01/61	12/72	1.5L, 1.6L (2R, 12R)	OHV (Petrol)	TPS006	TTS005	-	-	TBS006	TRS005	
Hilux	RN20, 25, 27, 30, 31, 36, 40, 41, 46	01/72	10/83	1.6L, 2.0L (12R, 18R)	OHV (Petrol)	TPS006 TPS008	TTS005	-	-	TBS006	TRS005	Check illustrations for correct application
Hilux	RN85, 90, 105, 106, 110	10/88	01/98	2.4L (22R)	SOHC 8V (Petrol)	TPS004 TPS011 TPS082	TTS006 TTS007	-	TFS159	TBS002 TBS005 TBS009	TRS007	Check illustrations for correct application
Hilux	YN55, 57, 58, 65, 67	11/83	09/88	1.6L, 1.8L, 2.0L, 2.2L (1Y-C, 2Y-C, 3Y-C, 4Y-C)	OHV 8V (Petrol)	TPS007	TTS006	-	TFS143	TBS009	TRS007	
Hilux	YN85	10/88	11/97	1.8L (2Y-C)	OHV 8V (Petrol)	TPS011	TTS006 TTS007	-	TFS143	TBS005	TRS007	Check illustrations for correct application
Hilux	RZN147	08/97	08/02	2.0L (1RZ-E)	SOHC 8V (Petrol)	TPS011	TTS007	TCS118	-	TBS005	TRS007	
Hilux	RZN149, 154, 169, 174	11/97	04/05	2.7L (3RZ-FE)	DOHC 16V (Petrol)	TPS011	TTS008	TCS032	-	TBS005	TRS007	
Hilux	VZN167, 172	09/02	04/05	3.4L (5VZ-FE)	DOHC 24V (Petrol)	TPS011	TTS001	TCS118	-	TBS005	TRS007	
Hilux	TGN16	03/05	06/13	2.7L (2TR-FE)	DOHC 16V (Petrol)	TPS011	-	TCS120	-	TBS087	-	
Hilux	GGN15, 25	03/05	06/13	4.0L (1GR-FE)	DOHC 24V (Petrol)	TPS011	-	TCS120	-	TBS087	TRS007	
Hilux - Diesel	LN30, 40, 46, 55	10/78	12/84	2.2L (L)	Diesel	TPS007	TTS006	-	-	TBS006	TRS005	
Hilux - Diesel	LN56, 65	11/83	09/88	2.4L (2L)	SOHC 8V (Diesel)	TPS006	TTS006 TTS007	-	-	TBS005 TBS009	TRS007	Check illustrations for correct application
Hilux - Diesel	LN85	10/88	01/98	2.4L (2L)	SOHC 8V (Diesel)	TPS006	TTS006	-	TFS159	TBS005 TBS009	TRS007	Check illustrations for correct application
Hilux - Diesel	LN86, 106, 107, 111	10/88	12/97	2.8L (3L)	SOHC 8V (Diesel)	TPS004 TPS006 TPS082	TTS006 TTS007	-	TFS159	TBS005 TBS009	TRS007	Check illustrations for correct application
Hilux - Diesel	LN147, 152, 167, 172	11/97	04/05	3.0L (5L, 5LE)	SOHC 8V (Diesel)	TPS006	TTS007	TCS118	-	TBS005	TRS007	Check illustrations for correct application
Hilux - Diesel	KZN165	11/00	04/05	3.0L (1KZ-TE)	SOHC 8V (Diesel)	TPS011	TTS007	TCS118	-	TBS005	TRS007	
Hilux - Diesel	KUN16, 26	03/05	06/13	3.0L (1KD-FTV)	DOHC 16V (Diesel)	TPS011	-	TCS120	-	TBS087	TRS007	
Hilux Surf	YX78V	02/93	06/03	2.0L (3Y-E)	OHV (Petrol)	TPS011	TTS007	-	-	TBS005	TRS007	
Hilux Surf	RZN180, 185	01/94	08/00	2.7L (3RZ-FE)	DOHC 16V (Petrol)	TPS011	TTS008	TCS118	-	TBS005 TBS018	TRS007	TBS018 suits models with cruise control
Hilux Surf	VZN185	01/95	08/02	3.4L (5VZ-FE)	DOHC 24V (Petrol)	TPS011	TTS001	TCS118	-	TBS005 TBS018 TBS087	-	Check illustrations for correct application
Hilux Surf	GRN215	01/05	01/07	4.0L (1GR-FE)	DOHC 24V (Petrol)	TPS011	-	TCS120	-	TBS087 TBS089	-	Check illustrations for correct application
Hilux Surf - Diesel	LN130	08/90	08/93	2.4L (2L-TE)	SOHC 8V (Diesel)	-	TTS007	TCS118	-	-	-	
Hilux Surf - Diesel	LN130	01/92	08/92	2.8L (3L)	SOHC 8V (Diesel)	TPS006	TTS006	-	-	TBS005	TRS007	
Hilux Surf - Diesel	LN130	08/92	01/96	2.8L (3L)	SOHC 8V (Diesel)	TPS006	TTS007	-	-	TBS005	TRS007	
Hilux Surf - Diesel	KZN130	01/93	08/95	3.0L (1KZ-TE)	SOHC 8V (Diesel)	TPS082	TTS007	-	-	TBS005	TRS007	

Make and Model		Year		Engine		Part Number						Notes
		Start	Finish	Size & Model	Cam & Valves	Oil Pressure	Water Temp	Coolant Sensor	Fan Switch	Stop Light	Reverse Light	
Toyota cont.												
Hilux Surf - Diesel	KZN130	08/95	01/96	3.0L (1KZ-TE)	SOHC 8V (Diesel)	TPS072	TTS007	-	-	TBS005	TRS007	
Hilux Surf - Diesel	KZN185	12/95	01/00	3.0L (1KZ-TE)	SOHC 8V (Diesel)	TPS011	TTS007	TCS118	-	TBS005	TRS007	
IQ	KGJ10	01/08	01/09	1.0L (1KR-FE)	DOHC VVT 12V (Petrol)	TPS011	-	TCS120	-	TBS087	-	
Kluger	ACU25, 20	01/00	08/03	2.4L (2AZ-FE)	DOHC 16V (Petrol)	TPS011	-	TCS118	-	TBS018	-	
Kluger	ACU25, 20	08/03	01/04	2.4L (2AZ-FE)	DOHC 16V (Petrol)	TPS011	-	TCS120	-	TBS018	-	
Kluger	MCU28, 21	10/03	07/07	3.3L (3MZ-FE)	DOHC 24V (Petrol)	TPS011	-	TCS118	TFS194	TBS018	-	Check illustrations for correct application
Kluger	GSU40, 45	08/07	06/13	3.5L (2GR-FE)	DOHC 24V (Petrol)	TPS011	-	TCS120	-	TBS018	-	
Landcruiser	FJ40, 45, 55	03/69	01/75	3.9L (F)	OHV (Petrol)	TPS007	TTS005	-	TFS155	-	-	
Landcruiser	FJ40, 45, 55, 60	01/75	11/84	4.2L (2F)	OHV 12V (Petrol)	TPS007	TTS005	-	TFS155	TBS006	-	
Landcruiser	FJ62	11/84	12/90	4.0L (3F)	OHV 12V (Petrol)	TPS003	TTS006	-	TFS154	TBS006	TRS006	
Landcruiser	FJ70	11/84	09/92	4.0L (3F)	OHV 12V (Petrol)	TPS006 TPS011	TTS006	-	TFS154	TBS005 TBS009	TRS006 TRS007	Check illustrations for correct application
Landcruiser	FJ73, 75	11/84	10/92	4.0L (3F)	OHV 12V (Petrol)	TPS006 TPS011	TTS006	-	TFS154	TBS005 TBS009	TRS006	Check illustrations for correct application
Landcruiser	FJ80	03/90	10/92	4.0L (3F)	OHV 12V (Petrol)	TPS003 TPS006	TTS006	TCS032	-	TBS005 TBS009 TBS017 TBS018	TRS046	Check illustrations for correct application
Landcruiser	FJ80	03/90	10/92	4.0L (3F-E)	OHV 12V (Petrol)	-	-	TCS118	TFS226	TBS005	-	
Landcruiser	FZJ75	11/92	11/99	4.5L (1FZ-FE)	DOHC 24V (Petrol)	TPS006 TPS063	TTS007	TCS032	-	TBS005	TRS007	TPS063 suits gauge
Landcruiser	FZJ78, 79	11/99	02/07	4.5L (1FZ-FE)	DOHC 24V (Petrol)	TPS011 TPS072	TTS007	TCS032	-	TBS005 TBS018	TRS046	Check illustrations for correct application
Landcruiser	FZJ80	11/92	02/98	4.5L (1FZ-FE)	DOHC 24V (Petrol)	TPS063	TTS007	TCS032	-	TBS005 TBS018	TRS046	TBS018 suits models with cruise control
Landcruiser	FZJ105	03/98	10/02	4.5L (1FZ-FE)	DOHC 24V (Petrol)	TPS072	TTS007	TCS032	-	TBS005 TBS018	TRS046	TBS018 suits models with cruise control
Landcruiser	UZJ100	06/98	10/00	4.7L (2UZ-FE)	DOHC 32V (Petrol)	TPS072	TTS008	TCS118	-	TBS005 TBS018	TRS046	TBS018 suits models with cruise control
Landcruiser	UZJ100	10/02	10/07	4.7L (2UZ-FE)	DOHC 32V (Petrol)	TPS011	TTS008	TCS118	-	TBS005 TBS018	TRS046	TBS018 suits models with cruise control
Landcruiser	UZJ200	11/07	06/13	4.7L (2UZ-FE)	V-DOHC 32V (Petrol)	TPS072	-	TCS120	-	TBS089	-	
Landcruiser - Diesel		12/77	09/80	3.0L (B)	OHV (Diesel)	TPS006	TTS006	-	-	TBS009	-	
Landcruiser - Diesel	HJ45	09/77	07/80	3.6L (H)	OHV 12V (Diesel)	TPS007	TTS005	-	-	TBS006	-	
Landcruiser - Diesel	HJ47	10/80	12/84	4.0L (2H)	OHV 12V (Diesel)	TPS002	TTS006	-	-	-	-	
Landcruiser - Diesel	HJ60, 75	11/80	04/90	4.0L (2H)	OHV 12V (Diesel)	TPS002 TPS007 TPS063	TTS006	TCS024	-	TBS006	TRS006	Check illustrations for correct application
Landcruiser - Diesel	BJ42, 70, 73	10/80	03/90	3.4L (3B)	OHV 8V (Diesel)	TPS008	TTS005	-	-	-	-	
Landcruiser - Diesel	BJ74	03/86	12/89	3.4L (13B-T)	OHV (Diesel)	TPS008	TTS006	-	-	-	-	
Landcruiser - Diesel	PZJ70, 73	03/90	02/91	3.5L (1PZ)	SOHC 10V (Diesel)	TPS006	TTS006	-	-	TBS009	TRS007	

Make and Model		Year		Engine		Part Number						Notes
		Start	Finish	Size & Model	Cam & Valves	Oil Pressure	Water Temp	Coolant Sensor	Fan Switch	Stop Light	Reverse Light	
Toyota cont.												
Landcruiser - Diesel	HDJ78	11/01	02/07	4.2L (1HD-FTE)	SOHC 24V (Diesel)	TPS006 TPS082	TTS007	TCS118	-	TBS005	TRS046	
Landcruiser - Diesel	HDJ79	11/01	03/07	4.2L (1HD-FTE)	SOHC 24V (Diesel)	TPS004 TPS006	TTS007	TCS032	-	TBS005	TRS046	
Landcruiser - Diesel	HDJ80	05/90	08/92	4.2L (1HD-T)	SOHC 24V (Diesel)	TPS063	TTS006	TCS032	-	TBS005 TBS009 TBS017 TBS018	TRS046	Check illustrations for correct application
Landcruiser - Diesel	HDJ80	08/92	12/95	4.2L (1HD-T)	SOHC 24V (Diesel)	TPS063	TTS007	TCS032	-	TBS005 TBS018	TRS046	Check illustrations for correct application
Landcruiser - Diesel	HDJ80, 81, 82	02/95	12/98	4.2L (1HD-FT)	SOHC 24V (Diesel)	TPS063	TTS007	TCS032	-	TBS005 TBS018	TRS046	Check illustrations for correct application
Landcruiser - Diesel	HDJ100, 101	01/98	10/00	4.2L (1HD-FTE)	SOHC 24V (Diesel)	TPS082	TTS007	TCS118	-	TBS005 TBS018	TRS046	TBS018 suits models with cruise control
Landcruiser - Diesel	HDJ100, 101	01/00	10/07	4.2L (1HD-FTE)	SOHC 24V (Diesel)	TPS004	TTS007	TCS032	-	TBS005 TBS018	TRS046	TBS018 suits models with cruise control
Landcruiser - Diesel	HZJ70, 73	01/90	09/92	4.2L (1HZ)	SOHC 12V (Diesel)	TPS006 TPS063	TTS006	TCS032	-	TBS005 TBS009	TRS006	TPS063 suits gauge
Landcruiser - Diesel	HZJ71	01/99	01/07	4.2L (1HZ)	SOHC 12V (Diesel)	TPS006	TTS007	TCS118	TFS236	TBS005	TRS007	
Landcruiser - Diesel	HZJ75	03/90	08/92	4.2L (1HZ)	SOHC 12V (Diesel)	TPS006 TPS063	TTS006	TCS032	-	TBS005 TBS009	TRS006	Check illustrations for correct application
Landcruiser - Diesel	HZJ75	08/92	10/99	4.2L (1HZ)	SOHC 12V (Diesel)	TPS006 TPS063	TTS007	TCS032	-	TBS005 TBS009	TRS006	Check illustrations for correct application
Landcruiser - Diesel	HZJ78, 79	11/99	10/01	4.2L (1HZ)	SOHC 12V (Diesel)	TPS006	TTS006	TCS032	-	TBS005	TRS006	
Landcruiser - Diesel	HZJ78, 79	11/01	02/07	4.2L (1HZ)	SOHC 12V (Diesel)	TPS004 TPS006	TTS007	TCS032	-	TBS005	TRS007	
Landcruiser - Diesel	HZJ80	01/90	12/91	4.2L (1HZ)	SOHC 12V (Diesel)	TPS003 TPS006	TTS006	TCS032	-	TBS005 TBS009	TRS046	Check illustrations for correct application
Landcruiser - Diesel	HZJ80	12/91	02/98	4.2L (1HZ)	SOHC 12V (Diesel)	TPS006 TPS063	TTS006 TTS007	TCS032	-	TBS005 TBS009	TRS046	Check illustrations for correct application
Landcruiser - Diesel	HZJ105	03/98	02/07	4.2L (1HZ)	SOHC 12V (Diesel)	TPS004	TTS007	TCS032	-	TBS005	TRS007	
Landcruiser - Diesel	VDJ76, 78, 79	03/07	06/13	4.5L (1VD-FTV)	DOHC 32V (Diesel)	TPS011 TPS072	-	TCS119	-	TBS018	TRS046	TPS072 suits gauge
Landcruiser - Diesel	VDJ200	11/07	06/13	4.5L (1VD-FTV)	DOHC 32V (Diesel)	TPS072	-	TCS120	-	TBS089	TRS046	
Lexcen	VN, VP, VR	09/89	04/95	3.8L (VH)	OHV 12V (Petrol)	TPS064	TTS062	TCS040	-	TBS037 TBS061	-	TBS061 suits models with cruise control
Lexcen	VS	05/95	04/97	3.8L (LG2 VH)	OHV 12V (Petrol)	TPS064	TTS062	TCS070	-	TBS037 TBS061	-	TBS061 suits models with cruise control
Lite-Ace	KM20	02/80	12/85	1.3L (4K-C)	OHV (Petrol)	TPS008	TTS006	-	-	TBS006	-	
Lite-Ace	CM20	01/83	12/85	1.8L (1C)	OHV (Diesel)	TPS006	TTS006	-	-	TBS006	-	
Lite-Ace	YM21	01/84	12/85	1.8L (2Y-C)	OHV (Petrol)	TPS007	TTS006	-	TFS152	TBS006	TRS006	
Lite-Ace	KM36	01/86	03/92	1.5L (5K-C)	OHV (Petrol)	TPS008	TTS006	-	-	TBS006	TRS007	
Lite-Ace	CM35, 36	01/86	03/92	1.8L, 2.0L (1C, 2C)	OHV (Diesel)	TPS006	TTS006	-	-	TBS006	TRS006	

Make and Model		Year		Engine		Part Number						Notes
		Start	Finish	Size & Model	Cam & Valves	Oil Pressure	Water Temp	Coolant Sensor	Fan Switch	Stop Light	Reverse Light	
Toyota cont.												
Lite-Ace	YM30, 40, 41	01/86	12/92	1.8L, 2.0L (2Y-C, 3Y-C)	OHV (Petrol)	TPS007	TTS006	-	TFS152	TBS006	TRS007	
Lite-Ace	YM35	01/86	03/92	1.8L (2Y-C)	OHV (Petrol)	TPS008	TTS006	-	TFS152	-	TRS007	Check illustrations for correct application
Lite-Ace	SR40	01/96	01/00	2.0L (3S-FE)	DOHC 16V (Petrol)	TPS011	-	TCS119	-	TBS005	TRS007	
Lite-Ace	CR42	01/99	01/01	2.2L (3C)	SOHC 8V (Diesel)	TPS011	TTS007	TCS118	-	TBS005	TRS007	
MR2	AW11	10/87	08/88	1.6L (4A-GE)	DOHC 16V (Petrol)	TPS004	TTS006	TCS024	TFS152	TBS006 TBS063	TRS007	TBS063 suits models with cruise control
MR2	AW11	08/88	12/89	1.6L (4A-GE)	DOHC 16V (Petrol)	TPS004	TTS006	TCS032	TFS152	TBS006 TBS063	TRS007	TBS063 suits models with cruise control
MR2	SW20	01/90	03/94	2.0L (3S-GE)	DOHC 16V (Petrol)	TPS008	TTS006	TCS032	TFS152	TBS014 TBS017	TRS007	Check illustrations for correct application
MR2	SW20	03/94	09/00	2.0L (3S-GE)	DOHC 16V (Petrol)	TPS011	TTS007	TCS032	TFS119	TBS005 TBS018	TRS007	TBS018 suits models with cruise control
MR2	ZZW30	10/00	10/02	1.8L (1ZZ-FE)	DOHC 16V (Petrol)	TPS011	-	TCS032	-	TBS087	TRS007	
MR2	ZZW30 (incl. Spyder)	11/02	03/06	1.8L (1ZZ-FE)	DOHC 16V (Petrol)	TPS011	-	TCS118	-	TBS005 TBS087	TRS007 TRS046	Check illustrations for correct application
Paseo	EL44, 54	07/91	07/99	1.5L (5E-FE)	DOHC 16V (Petrol)	TPS011	TTS001 TTS008	TCS032	TFS191	TBS005	TRS007	
Platz	NCP12	01/99	01/05	1.5L (1NZFE)	DOHC 16V (Petrol)	TPS011	-	TCS119	TFS199	TBS005	TRS007	
Prado	RZJ95	07/96	02/03	2.7L (3RZ-FE)	DOHC 16V (Petrol)	TPS011	TTS008	TCS118	-	TBS005	TRS007	
Prado	VZJ95	07/96	02/03	3.4L (5VZ-FE)	DOHC 24V (Petrol)	TPS011	TTS001	TCS032 TCS118	-	TBS005 TBS018	TRS007	TBS018 suits models with cruise control
Prado	RZJ120	02/03	09/04	2.7L (3RZ-FE)	DOHC 16V (Petrol)	TPS011	TTS008	TCS118	-	TBS087	TRS007	
Prado	GRJ120, 121	02/03	10/09	4.0L (1GR-FE)	V-DOHC 24V (Petrol)	TPS011	-	TCS120	-	TBS087	TRS007	
Prado	TRJ120	08/04	08/09	2.7L (2TR-FE)	DOHC 16V (Petrol)	TPS011	-	TCS120	-	TBS087	TRS007	
Prado	GRJ150, 4.0i	11/09	06/13	4.0L (1GR-FE)	DOHC VVT 24V (Petrol)	TPS011	-	TCS120	-	TBS089	-	
Prado - Diesel	KDJ90, 95	01/00	01/02	3.0L (1KD-FTV)	DOHC 16V (Diesel)	TPS011	TTS007	TCS118	-	TBS005	TRS007	
Prado - Diesel	KZJ90	01/96	01/00	3.0L (1KZ-TE)	SOHC 8V (Diesel)	TPS011	TTS007	TCS118	-	TBS005	TRS007	
Prado - Diesel	KZJ95	03/00	02/03	3.0L (1KZ-TE)	SOHC 8V (Diesel)	TPS011	TTS007	TCS032	-	TBS005 TBS018	TRS007	TBS018 suits models with cruise control
Prado - Diesel	KZJ120R	02/03	10/06	3.0L (1KZ-TE)	SOHC 8V (Diesel)	TPS011	TTS007	TCS032	-	TBS087	TRS007	
Prado - Diesel	KDJ120	11/06	10/09	3.0L (1KD-FTV)	DOHC 16V (Diesel)	TPS011	-	TCS120	-	TBS087	TRS007	
Prado - Diesel	KDJ150	11/09	06/13	3.0L (1KD-FTV)	DOHC 16V (Diesel)	TPS011	-	TCS120	-	TBS089	TRS007	
Previa	ACR30	01/00	04/03	2.4L (2AZFE)	DOHC 16V (Petrol)	TPS011	-	TCS118	TFS199	TBS005 TBS018 TBS087	TRS007	Check illustrations for correct application
Previa	ACR30	04/03	01/06	2.4L (2AZFE)	DOHC 16V (Petrol)	TPS011	-	TCS120	TFS199	TBS087	TRS007	
Previa	ACR50	01/06	04/08	2.4L (2AZFE)	DOHC 16V (Petrol)	TPS011	-	-	-	TBS087	-	Check illustrations for correct application
Previa	ACR50	04/08	01/11	2.4L (2AZFE)	DOHC 16V (Petrol)	TPS011	-	TCS120	-	TBS089	-	
Prius	NHW11	10/01	10/03	1.5L (1NZ-FXE)	DOHC 16V (Hybrid)	TPS011	-	TCS118	-	TBS005	-	
Prius	NHW20	10/03	08/08	1.5L (1NZ-FXE)	DOHC 16V (Hybrid)	TPS011	-	TCS120	-	TBS018	-	

Make and Model		Year		Engine		Part Number						Notes
		Start	Finish	Size & Model	Cam & Valves	Oil Pressure	Water Temp	Coolant Sensor	Fan Switch	Stop Light	Reverse Light	
Toyota cont.												
Prius	NHW20	08/08	06/09	1.5L (1NZ-FXE)	DOHC 16V (Hybrid)	TPS011	-	TCS120	-	TBS090	-	
Prius	ZVW30	07/09	06/13	1.8L (2ZR-FXE)	DOHC 16V (Hybrid)	TPS011	-	TCS120	-	TBS089	-	
RAV4	SXA10, 11	05/94	09/98	2.0L (3S-FE)	DOHC 16V (Petrol)	TPS011	TTS007 TTS008	TCS032 TCS118	TFS119	TBS005	TRS007	Check illustrations for correct application
RAV4	SXA10, 11	10/98	06/00	2.0L (3S-FE)	DOHC 16V (Petrol)	TPS011	TTS008	TCS118	TFS119	TBS005	TRS007	
RAV4	SXA15, 16	01/97	09/97	2.0L (3S-FE)	DOHC 16V (Petrol)	TPS011	TTS007	TCS118	TFS119	TBS005 TBS018	TRS007	TBS018 suits models with cruise control
RAV4	SXA15, 16	09/97	01/00	2.0L (3S-FE)	DOHC 16V (Petrol)	TPS011	TTS008	TCS118	TFS119	TBS005 TBS018	TRS007	TBS018 suits models with cruise control
RAV4	ZCA20, 21	01/00	01/03	1.8L (1ZZ-FE)	DOHC 16V (Petrol)	TPS011	-	TCS118	-	TBS005	TRS007	
RAV4	ACA20, 21	07/00	08/03	2.0L (1AZ-FE)	DOHC 16V (Petrol)	TPS011	-	TCS032	TFS199	TBS005	TRS007	
RAV4	ACA22, 23	09/03	02/06	2.4L (2AZ-FE)	DOHC 16V (Petrol)	TPS011	-	TCS120	TFS199	TBS018	TRS007	Check illustrations for correct application
RAV4	ACA33	02/06	08/08	2.4L (2AZ-FE)	DOHC 16V (Petrol)	TPS011	-	TCS120	-	TBS087	TRS007	
RAV4	ACA33, 38	08/08	06/13	2.4L (2AZ-FE)	DOHC 16V (Petrol)	TPS011	-	TCS120	-	TBS089	TRS007	
RAV4	GSA33	10/07	06/13	3.5L (2GR-FE)	DOHC 24V (Petrol)	TPS011	-	TCS120	-	TBS087	-	
Rukus		05/10	06/13	2.4L (2AZFE)	DOHC 16V (Petrol)	TPS011	-	TCS120	-	TBS087	-	
Scepter	SXV10, 15	01/93	01/96	2.2L (5S-FE)	DOHC 16V (Petrol)	TPS011	TTS007	TCS118	TFS119	TBS005 TBS018	TRS007	TBS018 suits models with cruise control
Soarer	JZZ30	05/91	09/91	2.5L (1JZ-GTE)	DOHC 24V (Petrol)	TPS011	TTS007	TCS032	-	-	-	
Soarer	UZZ30, 31, 32	05/91	09/97	4.0L (1UZ-FE)	DOHC 32V (Petrol)	TPS011	TTS008	-	-	TBS018	-	
Soarer	JZZ31	01/94	12/00	3.0L (2JZ-GE)	DOHC 24V (Petrol)	TPS011	TTS007	-	-	TBS018	-	
Soarer	UZZ40, 4.3i	04/01	12/06	4.3L (3UZ-FE)	DOHC 32V (Petrol)	TPS011	-	TCS118	-	TBS090	-	
Spacia	SR40	01/98	12/01	2.0L (3S-FE)	DOHC 16V (Petrol)	TPS011	-	TCS119	TFS120	TBS005	TRS007	
Spacia	YR22	10/93	01/98	2.2L (4Y-EC)	OHV 8V (Petrol)	TPS011	TTS007	TCS118 TCS119	TFS143	-	TRS007	Check illustrations for correct application
Sprinter	AE95	01/88	08/88	1.6L (4A-FE)	DOHC 16V (Petrol)	TPS006	TTS001	TCS117	TFS150	TBS009 TBS017	TRS007	Check illustrations for correct application
Sprinter	AE95	08/88	01/90	1.6L (4A-FE)	DOHC 16V (Petrol)	TPS006	TTS001	TCS118	TFS150	TBS009 TBS017	TRS007	Check illustrations for correct application
Sprinter	AE100	01/91	08/92	1.5L (5A-FE)	DOHC 16V (Petrol)	TPS006	TTS001 TTS008	TCS118	TFS191	TBS005	TRS007	Check illustrations for correct application
Sprinter	AE100	08/92	01/97	1.5L (5A-FE)	DOHC 16V (Petrol)	TPS011	TTS008	TCS118	TFS191	TBS005	TRS007	
Sprinter	AE101, 111	01/91	01/00	1.6L (4A-FE)	DOHC 16V (Petrol)	TPS006 TPS008 TPS011	TTS001 TTS008	TCS118	TFS191	TBS005	TRS007	Check illustrations for correct application
Sprinter	AE101 (20V)	01/91	01/99	1.6L (4A-GE)	DOHC 20V (Petrol)	TPS006 TPS008 TPS011	TTS001 TTS008	TCS118	TFS191	TBS005	TRS007	Check illustrations for correct application
Sprinter	AE101	01/94	01/99	1.6L (4A-FE)	DOHC 16V (Petrol)	TPS006 TPS008 TPS011	TTS001 TTS008	TCS118	TFS191 TFS194	TBS005	TRS007	Check illustrations for correct application

Make and Model		Year		Engine		Part Number						Notes
		Start	Finish	Size & Model	Cam & Valves	Oil Pressure	Water Temp	Coolant Sensor	Fan Switch	Stop Light	Reverse Light	
Toyota cont.												
Sprinter	AE110, 115	01/95	01/00	1.5L, 1.8L (5A-FE, 7A-FE)	DOHC 16V (Petrol)	TPS011	TTS008	TCS118	TFS191	TBS005	TRS007	
Starlet	EP82	12/89	01/96	1.3L (4E-F, FE, FTE)	DOHC 16V (Petrol)	-	-	TCS118	-	-	-	
Starlet	NP80	12/89	01/96	1.5L (1N)	SOHC 8V (Petrol)	-	-	TCS118	-	-	-	
Starlet	EP90	01/95	04/96	1.3L (2E)	SOHC 12V (Petrol)	TPS011	TTS001	-	-	TBS005	TRS007	
Starlet	EP90	04/96	01/00	1.3L (2E)	SOHC 12V (Petrol)	TPS011	TTS001	-	TFS194	TBS005	TRS007	
Starlet	EP91, 95	01/96	12/97	1.3L (4E-FE)	DOHC 16V (Petrol)	TPS011	TTS001	TCS118	TFS194	TBS005	TRS007	
Starlet	EP91, 95	01/96	10/99	1.3L (4E-FE)	DOHC 16V (Petrol)	TPS011	TTS001	TCS119	TFS194	TBS005	TRS007	
Stout	RK100, 101	01/70	12/83	2.0L (5R)	OHV (Petrol)	TPS007	TTS005	-	-	TBS009	-	
Supra	MA61	10/83	03/86	2.8L (5M-E)	SOHC (Petrol)	TPS007	TTS006	-	-	TBS006	TRS006	
Supra	MA70	03/86	09/88	3.0L (7M-GE)	DOHC 24V (Petrol)	-	TTS005	TCS024	-	-	-	
Supra	MA70	02/86	05/93	3.0L (7M-GTEU)	DOHC (Petrol)	-	TTS006	-	-	TBS017	-	
Supra	MA71	10/88	04/93	3.0L (7M-GTE)	DOHC 24V (Petrol)	-	TTS006	TCS032	-	TBS017	-	
Supra	JZA80	05/93	12/97	3.0L (2JZ-GE, GTE)	DOHC 24V (Petrol)	TPS011	TTS007	-	-	TBS018	TRS046	
T18	TE72	10/79	07/83	1.8L (3TC)	Petrol	TPS007	TTS006	-	-	-	-	
Tarago	YR20	02/83	02/84	1.8L (2Y-C)	Petrol	TPS007	TTS006	-	TFS155	TBS006	TRS007	
Tarago	CR21	01/83	12/88	2.0L (2C)	Diesel	TPS006	TTS006	-	-	TBS006	TRS007	
Tarago	YR21	03/84	08/88	2.0L (3Y-C)	SOHC 8V (Petrol)	TPS004 TPS008	TTS006	-	TFS155	TBS006	TRS006	TPS004 suits gauge
Tarago	YR21	08/88	10/90	2.0L (3Y-C)	SOHC 8V (Petrol)	TPS004 TPS008	TTS006	-	TFS155	TBS006	TRS007	TPS004 suits gauge
Tarago	YR22	10/85	08/90	2.2L (4Y-EC)	SOHC 8V (Petrol)	TPS004	TTS006	TCS024	TFS155	TBS006	TRS006	
Tarago	YR31	03/86	10/90	2.2L (4Y-EC)	SOHC (Petrol)	-	TTS006	TCS024 TCS032	TFS155	-	-	
Tarago	TCR10, 11	09/90	12/00	2.4L (2TZ-FE)	DOHC 16V (Petrol)	TPS011	TTS007	TCS032	-	TBS009 TBS017	TRS007	TBS017 suits models with cruise control
Tarago	TCR20	09/90	10/93	2.4L (2TZ-FE)	DOHC 16V (Petrol)	TPS008	TTS006	TCS032	-	TBS009	TRS007	
Tarago	ACR30	06/00	04/03	2.4L (2AZ-FE)	V-DOHC 16V (Petrol)	TPS011	TTS007	TCS032	TFS199	TBS005 TBS018	TRS007	TBS018 suits models with cruise control
Tarago	ACR30	04/03	06/03	2.4L (2AZ-FE)	V-DOHC 16V (Petrol)	TPS011	TTS007	TCS120	TFS199	TBS087	TRS007	
Tarago	ACR30 MY03	06/03	02/06	2.4L (2AZ-FE)	V-DOHC 16V (Petrol)	TPS011	-	TCS120	-	TBS087	TRS007	
Tarago	ACR50, 55	03/06	04/08	2.4L (2AZ-FE)	DOHC 16V (Petrol)	TPS011	-	TCS120	-	TBS087	-	Check illustrations for correct application
Tarago	ACR50, 55	04/08	06/13	2.4L (2AZ-FE)	DOHC 16V (Petrol)	TPS011	-	TCS120	-	TBS089	-	Check illustrations for correct application
Tarago	GSR50, 55	01/07	04/08	3.5L (2GR-FE)	DOHC 24V (Petrol)	TPS011	-	TCS120	-	TBS087	-	
Tarago	GSR50, 55	04/08	06/13	3.5L (2GR-FE)	DOHC 24V (Petrol)	TPS011	-	TCS120	-	TBS089	-	
Tercel	AL25	10/83	05/97	1.5L (3A-C)	SOHC 8V (Petrol)	TPS011	TTS001	-	TFS152	TBS005	TRS007	
Tercel	EL53	01/94	05/97	1.5L (5E-FE)	DOHC 16V (Petrol)	TPS011	TTS001 TTS008	TCS118	TFS191	-	TRS007	Check illustrations for correct application
Tercel	EL53	05/97	01/99	1.5L (5E-FE)	DOHC 16V (Petrol)	TPS011	TTS008	TCS119	TFS191	-	TRS007	

Make and Model		Year		Engine		Part Number						Notes
		Start	Finish	Size & Model	Cam & Valves	Oil Pressure	Water Temp	Coolant Sensor	Fan Switch	Stop Light	Reverse Light	
Toyota cont.												
Townace	YR39	04/92	12/96	2.0L (3Y-C)	SOHC (Petrol)	TPS008 TPS011	TTS006 TTS007	-	TFS155	-	TRS007	Check illustrations for correct application
Townace	SR40	01/96	01/00	2.0L (3S-FE)	DOHC 16V (Petrol)	TPS011	-	TCS119	-	TBS005	TRS007	
Townace	KR42 (Carb.)	02/97	12/98	1.8L (7K-C)	OHV (Petrol)	TPS011	TTS007	-	-	TBS005	TRS007	
Townace	KR42 (EFI)	12/98	04/04	1.8L (7K-E)	OHV (Petrol)	TPS011	TTS007	TCS118	-	TBS005	TRS007	
Townace	CR42	01/99	01/01	2.2L (3C)	SOHC 8V (Diesel)	TPS011	TTS007	TCS118	-	TBS005	TRS007	
Toyo-Ace	LY30, 31	03/82	01/85	2.2L, 2.4L (L, 2L)	OHV (Diesel)	TPS007	TTS006	-	-	-	-	
Vitz	SCP10	01/99	01/03	1.0L (1SZFE)	DOHC 16V (Petrol)	TPS011	-	TCS119	-	TBS005	TRS046	
Vitz	KSP90	01/05	01/08	1.0L (1KR-FE)	DOHC 12V (Petrol)	TPS011	-	TCS120	-	TBS087	-	
Vitz	NCP10	01/99	01/04	1.3L (2NZ-FE)	DOHC 16V (Petrol)	TPS011	-	TCS119	TFS199	TBS005	TRS007	
Vitz/Belta	SCP90, 92	01/05	01/07	1.3L (2SZ-FE)	DOHC 16V (Petrol)	TPS011	-	TCS120	-	TBS087	-	
Windom	VCV10	01/91	08/92	3.0L (3VZFE)	DOHC 24V (Petrol)	TPS008	TTS001	TCS118	TFS119	TBS018	-	Check illustrations for correct application
Windom	VCV10	08/92	01/96	3.0L (3VZFE)	DOHC 24V (Petrol)	TPS011	TTS001	TCS118	TFS119	TBS018	-	Check illustrations for correct application
Windom	MCV20	01/96	01/00	3.0L (1MZ-FE)	DOHC 24V (Petrol)	TPS011	TTS008	TCS118	TFS194 TFS197	TBS018	-	Check illustrations for correct application
Windom	MCV30	01/01	01/04	3.0L (1MZ-FE)	DOHC 24V (Petrol)	TPS011	-	TCS118	TFS194	TBS018	-	Check illustrations for correct application
Wish	ZNE10	01/03	01/07	1.8L (1ZZ-FE)	DOHC 16V (Petrol)	TPS011	-	TCS118	-	TBS089	-	
Yaris	NCP13	01/99	01/04	1.5L (1NZ-FE)	DOHC 16V (Petrol)	TPS011	-	TCS119	TFS199	TBS005	TRS007	
Yaris	NCP90, 95	10/05	08/08	1.3L (2NZ-FE)	DOHC 16V (Petrol)	TPS011	-	TCS120	-	TBS087	TRS072	
Yaris	NCP90, 95	08/08	10/11	1.3L (2NZ-FE)	DOHC 16V (Petrol)	TPS011	-	TCS120	-	TBS089	TRS072	
Yaris	NCP91, 93	01/05	10/11	1.5L (1NZ-FE)	DOHC 16V (Petrol)	TPS011	-	TCS120	-	TBS087	TRS072	
Yaris Verso	NCP25	01/99	01/07	1.5L (1NZ-FE)	DOHC 16V (Petrol)	TPS011	-	TCS119	TFS199	TBS005	TRS007	
Volkswagen												
1600	Type III	05/66	12/73	1.6L (TO, UO)	Petrol	TPS020	-	-	-	-	-	
Amarok	TDI340, 400 (2H)	02/11	06/13	2.0L (CDBA, CDCA)	DOHC 16V (Diesel)	TPS096	-	TCS111	-	TBS133	TRS048	
Amarok	TSI300 (2H)	02/11	06/13	2.0L (CFPA)	DOHC 16V (Petrol)	TPS054	-	TCS111	-	TBS133	TRS048	
Beetle	1200, 1300, 1500, 1600	01/53	12/76	1.2L, 1.3L, 1.5L, 1.6L	OHV 8V (Petrol)	TPS020	-	-	-	-	-	
Beetle (New)	9C	01/02	09/05	1.6L (AYD)	SOHC 8V (Petrol)	TPS054	TTS504	TCS104	TFS218	TBS092	TRS048 TRS064	Check illustrations for correct application
Beetle (New)	9C	10/04	11/05	1.6L (BFS)	SOHC 8V (Petrol)	TPS054	-	TCS104	TFS218	TBS092	TRS048 TRS064	Check illustrations for correct application
Beetle (New)	9C	09/01	11/05	1.8L (AWU)	DOHC 20V (Petrol)	TPS054	TTS507	TCS104	TFS218	TBS092	TRS048 TRS064	Check illustrations for correct application
Beetle (New)	9C	11/05	01/11	1.9L (BSW)	SOHC 8V (Diesel)	TPS097	-	TCS104 TCS111	TFS218	TBS092	TRS048	Check illustrations for correct application
Beetle (New)	9C	01/00	01/02	2.0L (AQY)	SOHC 8V (Petrol)	TPS054 TPS099	TTS504	TCS104 TCS105	TFS213 TFS218	TBS028 TBS092	TRS045 TRS048	Check illustrations for correct application
Beetle (New)	9C	01/02	11/05	2.0L (AQY, AZJ)	SOHC 8V (Petrol)	TPS054	TTS504	TCS104	TFS218	TBS092	TRS048 TRS064	Check illustrations for correct application

Make and Model		Year		Engine		Part Number						Notes
		Start	Finish	Size & Model	Cam & Valves	Oil Pressure	Water Temp	Coolant Sensor	Fan Switch	Stop Light	Reverse Light	
Volkswagen cont.												
Beetle (New)	9C	11/05	01/11	2.0L (AZJ)	SOHC 8V (Petrol)	TPS054	-	TCS104 TCS111	TFS218	TBS092	TRS048	Check illustrations for correct application
Bora	1J	01/98	01/02	1.6L (AEH)	SOHC 8V (Petrol)	TPS054	TTS504	TCS104 TCS105	TFS190 TFS198 TFS213 TFS218	TBS028 TBS092	TRS045 TRS048 TRS064	Check illustrations for correct application
Bora	1J	11/99	09/05	2.0L (APK)	SOHC 8V (Petrol)	TPS054	TTS504	TCS104	TFS198 TFS218	TBS051 TBS092	TRS048 TRS064	Check illustrations for correct application
Bora	1J	11/99	05/01	2.3L (AGZ)	SOHC 10V (Petrol)	TPS053 TPS054	TTS504	TCS104 TCS105	TFS190 TFS198 TFS213 TFS218	TBS028 TBS092	TRS045 TRS048 TRS064	Check illustrations for correct application
Bora	1J	06/01	06/07	2.3L (AQN)	DOHC 25V (Petrol)	TPS054	-	TCS104	TFS198	TBS092	TRS048 TRS064	Check illustrations for correct application
Bora	1J (4MOTION)	10/01	11/03	2.8L (AUE)	DOHC 24V (Petrol)	TPS054 TPS092	-	TCS104 TCS105	TFS190 TFS198 TFS213 TFS218	TBS028 TBS092	TRS045 TRS048 TRS064	Check illustrations for correct application
Bora	1J (4 MOTION)	07/01	02/05	2.8L (BDE)	DOHC 24V (Petrol)	TPS077 TPS092	-	TCS104 TCS105	TFS198 TFS218	TBS051 TBS092	TRS048 TRS064	Check illustrations for correct application
Bora	1J	01/03	01/04	2.0L (AZJ)	SOHC 8V (Petrol)	TPS054	-	TCS104	TFS198 TFS218	TBS092	TRS048 TRS064	Check illustrations for correct application
Caddy	TSI160, 175 (2K)	12/10	06/13	1.2L (CBZ)	SOHC 16V (Petrol)	TPS108	-	TCS111	-	TBS133	TRS048 TRS064	Check illustrations for correct application
Caddy	2K	01/05	11/10	1.6L (BGU, BSE)	SOHC 16V (Petrol)	TPS054	-	TCS111	TFS218	TBS073	TRS048 TRS064	Check illustrations for correct application
Caddy	2K	12/10	06/13	1.6L, 2.0L (CAYD, CFHC)	DOHC 16V (Diesel)	TPS096	-	TCS111	-	TBS133	TRS048 TRS064	Check illustrations for correct application
Caddy	2K	01/05	07/06	1.9L (BJB)	SOHC 8V (Diesel)	TPS097	-	TCS111	TFS218	TBS073	TRS048 TRS064	Check illustrations for correct application
Caddy	2K	08/06	11/10	1.9L (BLS)	SOHC 8V (Diesel)	TPS097	-	TCS111	-	TBS073	TRS048 TRS064	
Caravelle	incl. Syncro	01/84	02/92	1.9L, 2.1L (DH, DJ, MV)	OHV (Petrol)	-	-	-	TFS102	-	-	
Crafter	2E, 2F	03/07	06/13	2.5L (BJK, BJL, BJM, CEC)	SOHC 10V (Diesel)	TPS097	-	TCS111	-	TBS083	-	
Crafter	2E, 2F	01/12	06/13	2.0L (CKTB, CKUB, C)	SOHC 8V (Diesel)	TPS096	-	TCS111	-	TBS083	-	
EOS	1F	03/07	04/11	2.0L (BMM, CBAB)	DOHC 16V (Diesel)	TPS097	-	TCS111	-	TBS133	TRS048 TRS064	Check illustrations for correct application
EOS	1F	03/07	07/08	2.0L (BWA)	DOHC 16V (Petrol)	TPS079	-	TCS111	-	TBS133	TRS048 TRS064	Check illustrations for correct application
EOS	1F	01/07	01/09	3.2L (BUB)	DOHC 24V (Petrol)	TPS053	-	TCS111	-	TBS133	TRS048 TRS064	Check illustrations for correct application

Make and Model		Year		Engine		Part Number						Notes
		Start	Finish	Size & Model	Cam & Valves	Oil Pressure	Water Temp	Coolant Sensor	Fan Switch	Stop Light	Reverse Light	
Volkswagen cont.												
EOS	1F	08/08	04/10	2.0L (CAWB)	DOHC 16V (Petrol)	TPS054	-	TCS111	-	TBS133	TRS048 TRS064	Check illustrations for correct application
EOS	1F	08/08	06/13	2.0L (CCZA, B)	DOHC 16V (Petrol)	TPS097 TPS111	-	TCS111	-	TBS133	TRS048 TRS064	Check illustrations for correct application
EOS	1F	05/11	06/13	2.0L (CFFB)	DOHC 16V (Diesel)	TPS096	-	TCS111	-	TBS133	TRS048 TRS064	Check illustrations for correct application
Golf - I		03/78	12/82	1.5L (CK)	SOHC (Diesel)	-	-	-	TFS135	-	-	
Golf - I		03/76	12/80	1.6L (FP, FN)	SOHC (Petrol)	TPS020	TTS027	-	TFS135	-	-	
Golf - II	incl. GTi, Cabriolet	09/90	12/93	1.8L (RV)	SOHC 8V (Petrol)	TPS021 TPS030 TPS031 TPS042 TPS045	TTS038 TTS504 TTS505 TTS513	TCS091	TFS173 TFS208	-	TRS032	
Golf - III		01/97	01/01	1.6L (AEE)	SOHC 8V (Petrol)	TPS030 TPS045	-	TCS165	TFS190 TFS213	TBS028	TRS032	Check illustrations for correct application
Golf - III		10/95	09/98	1.8L (ADZ)	SOHC 8V (Petrol)	TPS030 TPS045	TTS038	TCS165	TFS190 TFS213	TBS028	TRS032 TRS033	Check illustrations for correct application
Golf - III		10/95	12/98	1.9L (AFN)	SOHC (Diesel)	TPS042 TPS045	TTS509	TCS165	TFS190 TFS213	TBS028	TRS045	Check illustrations for correct application
Golf - III	incl. Cabriolet	03/95	12/98	2.0L (2E)	SOHC 8V (Petrol)	TPS021 TPS030 TPS045	TTS504 TTS507	TCS165	TFS190 TFS213	TBS028	TRS032	Check illustrations for correct application
Golf - III		07/94	12/98	2.0L (ADY)	SOHC 8V (Petrol)	TPS021 TPS030 TPS045	TTS507 TTS518	TCS165	TFS190 TFS213	TBS028	TRS032 TRS033 TRS045	Check illustrations for correct application
Golf - III	VR6	03/94	12/98	2.8L (AAA)	SOHC 12V (Petrol)	TPS031 TPS045	TTS507 TTS509 TTS518	TCS091	TFS190 TFS213	TBS028	TRS045	Check illustrations for correct application
Golf - IV		10/98	02/02	1.6L (AEH)	SOHC 8V (Petrol)	TPS031 TPS054	TTS504	TCS104 TCS105 TCS111	TFS190 TFS198 TFS213 TFS218	TBS028 TBS092	-	Check illustrations for correct application
Golf - IV		09/98	12/02	1.6L (AKL)	SOHC 8V (Petrol)	TPS031 TPS054	TTS504	TCS104 TCS105 TCS111	TFS190 TFS198 TFS213 TFS218	TBS028 TBS092	TRS048 TRS064 TRS065	
Golf - IV		01/01	01/03	1.6L (AVU)	SOHC 8V (Petrol)	TPS054	-	TCS104 TCS111	TFS198 TFS218	TBS092	TRS048 TRS064	Check illustrations for correct application
Golf - IV		01/02	01/04	1.6L (BCB)	DOHC 16V (Petrol)	TPS096	-	TCS104	TFS198 TFS218	TBS092	TRS048 TRS064	Check illustrations for correct application
Golf - IV		03/02	07/04	1.6L (BFQ)	SOHC 8V (Petrol)	TPS054	TTS504	TCS104 TCS111	TFS198 TFS218	TBS092	TRS048 TRS064	Check illustrations for correct application
Golf - IV		09/98	07/04	1.8L (ADZ)	SOHC 8V (Petrol)	TPS030 TPS045	TTS504	TCS165	TFS190 TFS213	-	TRS032	Check illustrations for correct application

Make and Model		Year		Engine		Part Number						Notes
		Start	Finish	Size & Model	Cam & Valves	Oil Pressure	Water Temp	Coolant Sensor	Fan Switch	Stop Light	Reverse Light	
Volkswagen cont.												
Golf - IV		10/98	12/99	1.8L (AGN)	DOHC 20V (Petrol)	TPS031 TPS054	TTS504	TCS104 TCS105 TCS111 TCS165	TFS190 TFS198 TFS213 TFS218	TBS028 TBS092	TRS045 TRS048 TRS064 TRS065	Check illustrations for correct application
Golf - IV		04/99	03/02	1.8L (AGU)	DOHC 20V (Petrol)	TPS031 TPS054	TTS504	TCS104 TCS105 TCS111	TFS190 TFS198 TFS213 TFS218	TBS028 TBS092	TRS048 TRS064 TRS065	Check illustrations for correct application
Golf - IV		03/02	07/04	1.8L (AGU)	DOHC 20V (Petrol)	TPS054	TTS504	TCS104	TFS198 TFS218	TBS092	TRS048 TRS064	Check illustrations for correct application
Golf - IV		01/01	01/03	1.8L (AUM)	DOHC 20V (Petrol)	TPS054	TTS504	TCS104	TFS218	TBS092	TRS048 TRS064	Check illustrations for correct application
Golf - IV		01/97	01/04	1.9L (AHF, ATD)	SOHC 8V (Diesel)	TPS097	-	TCS104	TFS198 TFS218	TBS092	TRS048 TRS064	Check illustrations for correct application
Golf - IV		07/99	12/02	2.0L (AGG)	SOHC 8V (Petrol)	TPS045 TPS092 TPS098	TTS504 TTS507	TCS165	TFS190 TFS213	TBS028 TBS073	TRS032 TRS045 TRS048 TRS065	Check illustrations for correct application
Golf - IV		03/02	07/04	2.0L (APK)	SOHC 8V (Petrol)	TPS054	-	TCS104	TFS198 TFS218	TBS092	TRS048 TRS064	Check illustrations for correct application
Golf - IV		01/03	01/04	2.0L (AZJ)	SOHC 8V (Petrol)	TPS054	-	TCS104	TFS198 TFS218	TBS092	TRS048 TRS064	Check illustrations for correct application
Golf - IV		01/01	01/05	2.3L (AQN)	DOHC 20V (Petrol)	TPS054	-	TCS104	TFS198 TFS218	TBS092	TRS048 TRS064	Check illustrations for correct application
Golf - IV		01/01	01/04	2.8L (BDE)	DOHC 24V (Petrol)	TPS092	-	TCS104	TFS198 TFS218	TBS092	TRS048 TRS064	Check illustrations for correct application
Golf - IV		01/01	01/03	2.8L (AUE)	DOHC 24V (Petrol)	TPS054 TPS092	-	TCS104 TCS105	TFS190 TFS198 TFS213 TFS218	TBS028 TBS092	TRS045 TRS048 TRS064 TRS065	Check illustrations for correct application
Golf - IV		01/03	07/04	3.2L (BFH, BML)	DOHC 24V (Petrol)	TPS053	-	TCS104	TFS198 TFS218	TBS092	TRS048 TRS064	Check illustrations for correct application
Golf - V		01/04	01/07	1.4L (BMY)	DOHC 16V (Petrol)	TPS096	-	TCS111	-	TBS073	TRS048 TRS064	Check illustrations for correct application
Golf - V		05/07	06/13	1.4L (BLG)	DOHC 16V (Petrol)	TPS096	-	TCS111	-	TBS133	TRS048 TRS064	Check illustrations for correct application
Golf - V		01/04	01/07	1.6L (BAG, BLF)	DOHC 16V (Petrol)	TPS096	-	TCS111	TFS218	TBS073	TRS048 TRS064	Check illustrations for correct application
Golf - V		08/04	12/06	1.6L (BGU)	SOHC 8V (Petrol)	TPS054	-	TCS104 TCS111	TFS218	TBS073	TRS048 TRS064	Check illustrations for correct application
Golf - V		01/05	01/07	1.6L (BSE)	SOHC 8V (Petrol)	TPS054	-	TCS111	-	TBS073	TRS048 TRS064	Check illustrations for correct application
Golf - V		08/04	03/08	1.9L (BKC, BXE)	SOHC 8V (Diesel)	TPS097	-	TCS111	-	TBS073	TRS048 TRS064	Check illustrations for correct application

Make and Model		Year		Engine		Part Number						Notes
		Start	Finish	Size & Model	Cam & Valves	Oil Pressure	Water Temp	Coolant Sensor	Fan Switch	Stop Light	Reverse Light	
Volkswagen cont.												
Golf - V		01/06	01/07	1.9L (BLS)	SOHC 8V (Diesel)	TPS053	-	TCS111	-	TBS073	TRS048 TRS064	Check illustrations for correct application
Golf - V		01/04	01/07	2.0L (AXW, BLX)	DOHC 16V (Petrol)	TPS115	-	TCS111	-	TBS073	TRS048 TRS064	Check illustrations for correct application
Golf - V		01/04	02/09	2.0L (BKD, BMM, BMN)	DOHC 16V (Diesel)	TPS097	-	TCS111	-	TBS073	TRS048 TRS064	Check illustrations for correct application
Golf - V		05/05	09/09	2.0L (AXX, BWA, BYD)	DOHC 16V (Petrol)	TPS079	-	TCS111	-	TBS073	TRS048 TRS064	Check illustrations for correct application
Golf - V		01/05	01/06	2.0L (BLR)	DOHC 16V (Petrol)	TPS079 TPS115	-	TCS111	-	TBS073	TRS048 TRS064	Check illustrations for correct application
Golf - V		01/09	01/11	2.0L (CFFB)	DOHC 16V (Diesel)	TPS096	-	TCS111	-	TBS073	TRS048 TRS064	Check illustrations for correct application
Golf - V	GTD	06/10	06/13	2.0L (CBBB)	DOHC 16V (Diesel)	TPS097	-	TCS111	-	TBS073	TRS048 TRS064	Check illustrations for correct application
Golf - V	R32	07/06	03/10	3.2L (BUB)	DOHC 24V (Petrol)	TPS053	-	TCS111	-	TBS073	TRS048 TRS064	Check illustrations for correct application
Golf - VI		01/10	06/13	1.2L (CBZB)	SOHC 16V (Petrol)	TPS108	-	-	-	TBS073	TRS048 TRS064	Check illustrations for correct application
Golf - VI		01/09	06/13	1.4L (CAVD, CAXA)	DOHC 16V (Petrol)	TPS096	-	TCS111	-	TBS073	TRS048 TRS064	Check illustrations for correct application
Golf - VI	incl. GTD	01/09	06/13	1.6L, 2.0L (CAYC, CFFB, CFG)	DOHC 16V (Diesel)	TPS096	-	TCS111	-	TBS073	TRS048 TRS064	Check illustrations for correct application
Golf - VI		03/09	09/10	2.0L (CBAB)	DOHC 16V (Diesel)	TPS097	-	TCS111	-	TBS073	TRS048 TRS064	Check illustrations for correct application
Golf - VI	GTi	10/09	06/13	2.0L (CCZB)	DOHC 16V (Petrol)	TPS097 TPS111	-	TCS111	-	TBS073	TRS048 TRS064	Check illustrations for correct application
Golf - VI		02/10	06/13	2.0L (CFHC)	DOHC 16V (Diesel)	-	-	TCS111	-	TBS133	TRS048 TRS064	Check illustrations for correct application
Golf - VI	R	06/10	06/13	2.0L (CDLC)	DOHC 16V (Petrol)	TPS079	-	TCS111	-	TBS073	TRS048 TRS064	Check illustrations for correct application
Jetta	1K	01/04	01/07	1.4L (BMY)	DOHC 16V (Petrol)	TPS096	-	TCS111	-	TBS073	TRS048 TRS064	Check illustrations for correct application
Jetta	1K	01/09	06/13	1.4L (CAVD)	DOHC 16V (Petrol)	TPS096	-	TCS111	-	TBS133	TRS048 TRS064	Check illustrations for correct application
Jetta	1K	01/09	06/13	1.6L, 2.0L (CAYC, CFFB)	DOHC 16V (Diesel)	TPS096	-	TCS111	-	TBS133	TRS048 TRS064	Check illustrations for correct application
Jetta	1K	01/06	01/07	1.9L (BLS)	SOHC 8V (Diesel)	TPS097	-	TCS111	-	TBS073 TBS133	TRS048 TRS064	Check illustrations for correct application
Jetta	1K	01/06	01/07	1.9L (BXE)	SOHC 8V (Diesel)	TPS097	-	-	-	TBS073	TRS048 TRS064	Check illustrations for correct application
Jetta	1K	02/06	01/09	2.0L (BKD)	DOHC 16V (Diesel)	TPS097	-	TCS111	-	TBS073	TRS048 TRS064	Check illustrations for correct application
Jetta	1K	02/06	01/09	2.0L (BLR, BVY, BWA)	DOHC 16V (Petrol)	TPS079	-	TCS111	-	TBS073	TRS048 TRS064	Check illustrations for correct application

Make and Model		Year		Engine		Part Number						Notes
		Start	Finish	Size & Model	Cam & Valves	Oil Pressure	Water Temp	Coolant Sensor	Fan Switch	Stop Light	Reverse Light	
Volkswagen cont.												
Jetta	1K	01/08	07/11	2.0L (CBD)	DOHC 16V (Diesel)	-	-	TCS111	-	-	TRS048 TRS064	Check illustrations for correct application
Jetta	1K	01/09	07/11	2.0L (CAWB)	DOHC 16V (Petrol)	-	-	TCS111	-	TBS133	TRS048 TRS064	Check illustrations for correct application
Jetta	1K	01/09	07/11	2.0L (CEGA)	DOHC 16V (Diesel)	-	-	TCS111	-	TBS133	TRS048 TRS064	Check illustrations for correct application
Jetta	1K	08/11	06/13	2.0L (CCZA)	DOHC 16V (Petrol)	TPS097 TPS111	-	TCS111	-	TBS133	TRS048 TRS064	Check illustrations for correct application
Kharmann Ghia		01/59	12/70	1.2L, 1.3L, 1.5L, 1.6L	Petrol	TPS020	-	-	-	-	-	
Kombi		01/65	12/73	1.5L, 1.6L (BO, AD)	Petrol	TPS020	-	-	-	-	-	
Kombi	incl. Syncro	01/84	02/92	1.9L, 2.1L (DH, DJ, MV)	Petrol	-	-	-	TFS102	-	-	
LT 35	2D	03/03	12/06	2.5L (AVR, BBF)	SOHC 8V, 10V (Diesel)	TPS077	-	TCS181	-	-	-	Check illustrations for correct application
LT 35	2D	08/04	03/07	2.8L (AUH)	SOHC 12V (Diesel)	TPS018	TTS504	-	-	-	-	Check illustrations for correct application
LT 45	2D	03/03	12/06	2.8L (AUH)	SOHC 12V (Diesel)	TPS018	TTS504	-	-	-	-	Check illustrations for correct application
LT 46	2D	03/03	07/06	2.5L (ANJ, AVR)	SOHC 10V (Diesel)	TPS077	-	TCS181	-	-	-	Check illustrations for correct application
LT 46	2D	08/04	02/07	2.8L (AUH)	SOHC 12V (Diesel)	TPS018	TTS504	-	-	-	-	Check illustrations for correct application
Lupo	6X	01/99	01/00	1.4L (AHW)	DOHC 16V (Petrol)	TPS099	TTS504	TCS104 TCS105	TFS190 TFS213	TBS028 TBS051	TRS032 TRS048 TRS064	Check illustrations for correct application
Lupo	6X	01/01	01/02	1.4L (AUA)	DOHC 16V (Petrol)	TPS099	TTS504	TCS104	TFS213	TBS028 TBS051	TRS032 TRS048 TRS064	Check illustrations for correct application
Lupo	6X	01/02	01/03	1.4L (BBY)	DOHC 16V (Petrol)	TPS099	TTS504	TCS104	TFS190 TFS213	TBS028 TBS051	TRS032 TRS048 TRS064	Check illustrations for correct application
Micro Bus		01/70	12/73	1.6L (AD)	Petrol	TPS020	-	-	-	-	-	
Passat	Carb	02/74	12/75	1.3L (ZF)	Petrol	TPS020	-	-	-	-	-	
Passat		01/79	12/82	1.5L (CK)	Diesel	-	-	-	TFS135	-	-	
Passat	Carb	02/74	12/75	1.5L (ZB)	Petrol	-	-	-	TFS135	-	-	
Passat	Carb	11/75	12/81	1.6L (FP, FS)	Petrol	TPS020	-	-	TFS135	-	-	
Passat	3B	03/98	07/04	1.8L (ADR, AEB, APT, APU)	DOHC 20V (Petrol)	TPS031 TPS054	-	TCS104 TCS105	TFS103 TFS208 TFS219	TBS038 TBS049	TRS093	Check illustrations for correct application
Passat	3B	05/01	11/02	1.8L (AWT)	DOHC 20V (Petrol)	TPS054	-	TCS104	TFS219	TBS049	TRS030 TRS060 TRS093	Check illustrations for correct application
Passat	3C	02/10	06/13	1.8L (CDA)	DOHC 16V (Petrol)	TPS097	-	TCS111	-	TBS133	TRS048 TRS064	Check illustrations for correct application

Make and Model		Year		Engine		Part Number						Notes
		Start	Finish	Size & Model	Cam & Valves	Oil Pressure	Water Temp	Coolant Sensor	Fan Switch	Stop Light	Reverse Light	
Volkswagen cont.												
Passat	3B	01/02	01/03	1.9L (AVF)	DOHC 16V (Diesel)	TPS054	-	TCS104	TFS219	TBS049	TRS030 TRS060 TRS093	Check illustrations for correct application
Passat	3C	01/08	01/11	1.9L (BLS)	SOHC 8V (Diesel)	TPS097	-	TCS111	-	TBS133	TRS048 TRS064	Check illustrations for correct application
Passat		08/95	02/97	2.0L (2E)	SOHC 8V (Petrol)	TPS021 TPS030 TPS031 TPS042 TPS045	TTS038, TTS504 TTS506 TTS513	TCS091 TCS095	TFS190	-	TRS045	Check illustrations for correct application
Passat		08/95	02/97	2.0L (ADY)	SOHC 8V (Petrol)	TPS030 TPS045	-	TCS165	TFS190 TFS213	-	TRS045	Check illustrations for correct application
Passat	3B	01/03	01/05	2.0L (AZM)	SOHC 8V (Petrol)	TPS054	-	TCS104	TFS219	TBS073	TRS060 TRS093	Check illustrations for correct application
Passat	3C	03/06	07/08	2.0L (BKP, BMP, BMR)	DOHC 16V (Diesel)	TPS097	-	TCS111	-	TBS133	TRS048 TRS064	Check illustrations for correct application
Passat	3C	03/06	07/08	2.0L (BWA)	DOHC 16V (Petrol)	TPS079	-	TCS111	-	TBS133	TRS048 TRS064	Check illustrations for correct application
Passat	3C	08/09	01/10	2.0L (CAWB)	DOHC 16V (Petrol)	TPS054	-	TCS111	-	TBS133	TRS048 TRS064	Check illustrations for correct application
Passat	3C	08/09	06/13	2.0L (CBAB, CBBB)	DOHC 16V (Diesel)	TPS097	-	TCS111	-	TBS133	TRS048 TRS064	Check illustrations for correct application
Passat	3C	02/10	06/13	2.0L (CFF, CFG)	DOHC 16V (Diesel)	TPS096	-	TCS111	-	TBS133	TRS048 TRS064	Check illustrations for correct application
Passat	3B	01/99	01/03	2.3L (AGZ)	DOHC 20V (Petrol)	TPS031 TPS053 TPS054	-	TCS104 TCS105	TFS103 TFS208 TFS219	TBS038 TBS049	TRS030 TRS060 TRS093	Check illustrations for correct application
Passat	3B	11/02	11/05	2.3L (AZX)	DOHC 20V (Petrol)	TPS054	-	TCS104 TCS111	TFS219	TBS073	TRS060 TRS093	Check illustrations for correct application
Passat	3B	01/01	01/03	2.5L (AKN)	DOHC 24V (Diesel)	TPS053	-	TCS104	TFS219	TBS049	TRS030 TRS060 TRS093	Check illustrations for correct application
Passat	VR6	08/95	02/97	2.8L (AAA)	SOHC 12V (Petrol)	TPS031 TPS045	TTS038 TS507 TTS509 TTS518	TCS091	-	-	TRS045	Check illustrations for correct application
Passat	VR6	03/98	07/04	2.8L (ACK)	DOHC 30V (Petrol)	TPS031 TPS054	-	TCS104 TCS105	TFS103 TFS219	TBS038 TBS049	TRS030 TRS060 TRS093	Check illustrations for correct application
Passat	3B	01/99	01/01	2.8L (APR)	DOHC 30V (Petrol)	TPS031 TPS054	-	TCS104 TCS105	TFS103 TFS208	TBS038 TBS049	TRS030 TRS060 TRS093	Check illustrations for correct application
Passat	VR6	02/99	07/04	2.8L (AEG)	DOHC 30V (Petrol)	TPS031 TPS054	-	TCS103 TCS105	TFS190	TBS038 TBS049	TRS030	Check illustrations for correct application

Make and Model		Year		Engine		Part Number						Notes
		Start	Finish	Size & Model	Cam & Valves	Oil Pressure	Water Temp	Coolant Sensor	Fan Switch	Stop Light	Reverse Light	
Volkswagen cont.												
Passat	3B (incl. 4Motion)	05/01	02/06	2.8L (AMX, BBG)	DOHC 30V (Petrol)	TPS054	-	TCS104	TFS219	TBS073	TRS060 TRS093	Check illustrations for correct application
Passat	3C (incl. R36)	03/06	06/13	3.2L, 3.6L (AXZ, BWS)	DOHC 24V (Petrol)	TPS053	-	TCS111	-	TBS133	TRS048 TRS064	Check illustrations for correct application
Passat	3B	04/03	07/04	4.0L (BDN)	DOHC 32V (Petrol)	TPS054	-	TCS111	-	TBS073	TRS060 TRS093	Check illustrations for correct application
Passat - CC	3C	02/09	06/13	2.0L (CBBB)	DOHC 16V (Diesel)	TPS097	-	TCS111	-	TBS133	TRS048 TRS064	Check illustrations for correct application
Passat - CC	3C	02/09	06/13	3.6L (BWS)	DOHC 24V (Petrol)	TPS053	-	TCS111	-	TBS133	TRS048 TRS064	Check illustrations for correct application
Phaeton		01/06	01/08	3.0L (BMK)	DOHC 24V (Diesel)	TPS054	-	TCS111	-	TBS073	TRS030	
Phaeton		01/04	01/07	4.9L (AJS)	DOHC 40V (Diesel)	TPS054	-	TCS111	-	TBS073	TRS060	
Polo	6R	05/10	06/13	1.2L (CBZB)	SOHC 16V (Petrol)	TPS096	-	-	TFS198 TFS218	TBS133	TRS048 TRS064	Check illustrations for correct application
Polo	6N	10/96	10/00	1.4L (AEX)	SOHC 8V (Petrol)	-	TTS504	TCS091 TCS165	TFS190 TFS213	TBS028 TBS091	TRS032 TRS033	Check illustrations for correct application
Polo	9N	07/02	09/03	1.4L (BBY)	DOHC 16V (Petrol)	TPS096	-	TCS111	TFS198 TFS218	TBS091	TRS064	Check illustrations for correct application
Polo	9N	10/05	09/08	1.4L (BBZ, BUD, BKY)	OHC 16V (Petrol)	TPS096	-	TCS111	TFS198 TFS218	TBS091	TRS048 TRS064	Check illustrations for correct application
Polo	6R	01/09	06/13	1.4L (CGGB)	DOHC 16V (Petrol)	TPS096	-	TCS111	TFS198 TFS218	TBS133	TRS048 TRS064	Check illustrations for correct application
Polo	GTi (6R)	11/10	06/13	1.4L (CAVE)	DOHC 16V (Petrol)	TPS096	-	TCS111	TFS198 TFS218	TBS133	TRS048 TRS064	Check illustrations for correct application
Polo	6N	01/00	01/02	1.4L, 1.6L (AHW, ARC)	DOHC 16V (Petrol)	TPS099	-	TCS104	TFS190 TFS213	TBS028 TBS091	TRS048	Check illustrations for correct application
Polo	9N	10/05	09/08	1.4L, 1.9L (AXR, BMS, BNV)	SOHC 6V, 8V (Diesel)	TPS097	-	TCS111	TFS198 TFS218	TBS091	TRS048 TRS064	Check illustrations for correct application
Polo	6N	10/96	01/02	1.6L (AHS, AEE)	SOHC 8V (Petrol)	TPS045	TTS504	TCS165	TFS190 TFS213	TBS028 TBS091	TRS032	Check illustrations for correct application
Polo	6N	10/96	01/02	1.6L (AHS, AEE)	SOHC 8V (Petrol)	TPS045	TTS504	TCS165	TFS190 TFS213	TBS028 TBS091	TRS032	Check illustrations for correct application
Polo	9N	03/04	11/05	1.6L (BCD)	SOHC 8V (Petrol)	TPS056	-	TCS111	TFS198 TFS218	-	TRS048	Check illustrations for correct application
Polo	9N	10/08	06/13	1.6L (BLM, BTS)	DOHC 16V (Petrol)	TPS096	-	TCS111	TFS198 TFS218	TBS091	TRS048 TRS064	Check illustrations for correct application
Polo	6R	05/10	06/13	1.6L (CAYB)	DOHC 16V (Diesel)	TPS096	-	TCS111	TFS198 TFS218	TBS133	TRS048 TRS064	Check illustrations for correct application
Polo	GTi (9N)	10/05	08/10	1.8L (BJX)	SOHC 8V (Petrol)	TPS054	-	TCS111	TFS198 TFS218	TBS091	TRS048 TRS064	Check illustrations for correct application
Polo	GTi (9N)	10/05	08/10	1.8L (BJX)	SOHC 8V (Petrol)	TPS054	-	TCS111	TFS198 TFS218	TBS091	TRS048 TRS064	Check illustrations for correct application

Make and Model		Year		Engine		Part Number						Notes
		Start	Finish	Size & Model	Cam & Valves	Oil Pressure	Water Temp	Coolant Sensor	Fan Switch	Stop Light	Reverse Light	
Volkswagen cont.												
Scirocco		01/09	01/11	1.4L (CAVD)	DOHC 16V (Petrol)	TPS096	-	TCS111	-	TBS133	TRS048 TRS064	Check illustrations for correct application
Scirocco		01/09	01/11	2.0L (CAWB)	DOHC 16V (Petrol)	TPS054	-	TCS111	-	TBS133	TRS048 TRS064	Check illustrations for correct application
Scirocco		01/10	01/11	2.0L (CCZ)	DOHC 16V (Petrol)	TPS097 TPS111	-	TCS111	-	TBS133	TRS048 TRS064	Check illustrations for correct application
Scirocco		01/10	06/13	2.0L (CDL)	DOHC 16V (Petrol)	TPS079	-	TCS111	-	TBS133	TRS048 TRS064	Check illustrations for correct application
Sharan		01/94	01/03	2.8L (AAA)	SOHC 12V (Petrol)	TPS045 TPS054 TPS077	TTS038	TCS091	-	TBS028 TBS092	-	Check illustrations for correct application
Sharan		01/01	01/04	2.8L (AYL)	DOHC 24V (Petrol)	TPS054	-	TCS111	TFS213	TBS092	TRS064	Check illustrations for correct application
Tiguan	5N	10/11	06/13	1.4L (CAVD)	DOHC 16V (Petrol)	TPS108	-	TCS111	-	TBS133	TRS064	
Tiguan	5N	05/08	08/10	2.0L (CAWA, B)	DOHC 16V (Petrol)	TPS054	-	TCS111	-	TBS133	TRS064	
Tiguan	5N	05/08	08/10	2.0L (CBAB)	DOHC 16V (Diesel)	TPS097	-	TCS111	-	TBS133	TRS064	
Tiguan	5N	09/10	06/13	2.0L (CCZA, B, D)	DOHC 16V (Petrol)	TPS097 TPS111	-	TCS111	-	TBS133	TRS064	Check illustrations for correct application
Tiguan	5N	09/10	06/13	2.0L (CFFB)	DOHC 16V (Diesel)	TPS096	-	TCS111	-	TBS133	TRS064	
Touareg	7L	10/04	11/09	2.5L (BAC, BPE)	SOHC 20V (Diesel)	TPS097	-	-	-	TBS073	-	
Touareg	7L	11/06	06/13	3.0L (BKS, CASA)	DOHC 24V (Diesel)	TPS053	-	TCS111	-	TBS073	-	
Touareg	7L	11/06	06/13	3.0L (BKS, CASA)	DOHC 24V (Diesel)	TPS053	-	TCS111	-	TBS073	-	
Touareg	7P	01/10	06/13	3.0L (CASA)	DOHC 24V (Diesel)	TPS053	-	TCS111	-	TBS073	-	
Touareg	7P	07/11	06/13	3.0L (CASD)	DOHC 24V (Diesel)	TPS053 TPS127	-	TCS111	-	TBS133	-	Check illustrations for correct application
Touareg	7P	07/11	06/13	3.0L (CJMA, CRC)	DOHC 24V (Diesel)	TPS127	-	TCS111	-	TBS133	-	
Touareg	7L	01/03	10/06	3.2L (AZZ, BKJ, BMV)	DOHC 24V (Petrol)	TPS054	-	TCS111	-	TBS073	-	
Touareg	7L	11/06	08/10	3.6L (BHK)	OHC 24V (Petrol)	TPS109	-	TCS111	-	TBS073	-	
Touareg	7P	07/11	06/13	3.6L (CGRA)	DOHC 24V (Petrol)	TPS109	-	TCS111	-	TBS133	-	
Touareg	7L	09/03	10/06	4.2L (AXQ)	DOHC 40V (Petrol)	TPS054	-	TCS111	TFS218	TBS073	-	
Touareg	7L	01/07	01/08	4.2L (BAR)	DOHC 40V (Petrol)	TPS054	-	TCS111	-	TBS073	-	
Touareg	7P	01/10	01/11	4.2L (CKDA)	DOHC 32V (Diesel)	TPS054	-	-	-	TBS073	-	
Touareg	7L	09/04	10/06	4.9L (AYH)	SOHC 20V (Diesel)	TPS054	-	TCS111	-	TBS073	-	
Touareg	7L	11/06	08/10	4.9L (BLE, CBWA)	SOHC 40V (Diesel)	TPS054	-	TCS111	-	TBS073	-	
Touran		01/03	01/07	2.0L (AXW)	DOHC 16V (Petrol)	TPS115	-	TCS111	TFS218	TBS073	TRS048 TRS064	Check illustrations for correct application
Touran		01/04	01/05	2.0L (BLX)	DOHC 16V (Petrol)	TPS079 TPS115	-	TCS111	TFS218	TBS073	TRS048 TRS064	Check illustrations for correct application
Touran		01/05	01/06	2.0L (BLR)	DOHC 16V (Petrol)	TPS079	-	TCS111	TFS218	TBS073	TRS048 TRS064	Check illustrations for correct application

Make and Model		Year		Engine		Part Number						Notes
		Start	Finish	Size & Model	Cam & Valves	Oil Pressure	Water Temp	Coolant Sensor	Fan Switch	Stop Light	Reverse Light	
Volkswagen cont.												
Touran		01/06	01/07	2.0L (BVY)	DOHC 16V (Petrol)	TPS079	-	TCS111	-	TBS073	TRS048 TRS064	Check illustrations for correct application
Touran		01/07	01/08	2.0L (BMM)	DOHC 16V (Diesel)	TPS097	-	TCS111	-	TBS133	TRS048 TRS064	Check illustrations for correct application
Transporter	Carb	01/84	01/86	1.9L (DH)	Petrol	-	-	-	TFS102	-	-	
Transporter	incl. Kombi Syncro	11/86	01/92	2.1L (DJ, MV)	Petrol	TPS021	-	-	TFS102	-	-	
Transporter - IV		11/92	08/94	2.0L (AAC)	SOHC 8V (Petrol)	TPS030 TPS031 TPS045 TPS052 TPS054 TPS055	TTS508 TTS509 TTS518	TCS091 TCS095 TCS104	TFS205 TFS212	TBS028	TRS032	Check illustrations for correct application
Transporter - IV		09/94	12/04	2.0L (AAC)	SOHC 8V (Petrol)	TPS021 TPS030 TPS031 TPS045 TPS052 TPS054 TPS055	TTS508 TTS509 TTS518	TCS091 TCS095 TCS104	TFS205 TFS212	TBS028	TRS032	Check illustrations for correct application
Transporter - IV	incl. Syncro	01/95	12/99	2.4L (AAB)	SOHC 10V (Diesel)	TPS031 TPS042 TPS045 TPS097	TTS038 TTS505 TTS508 TTS510 TTS517	TCS165	TFS205 TFS212 TFS214	TBS028	TRS032	Check illustrations for correct application
Transporter - IV		01/97	01/99	2.4L (AJA)	SOHC 10V (Diesel)	TPS042 TPS045	TTS038	-	-	TBS028	TRS032	Check illustrations for correct application
Transporter - IV		01/93	12/04	2.5L (AAF)	SOHC 10V (Petrol)	TPS021 TPS030 TPS031 TPS045 TPS051	TTS038 TTS505 TTS508 TTS510 TTS514 TTS517	TCS091 TCS095 TCS104	TFS205 TFS212	TBS028	TRS032	Check illustrations for correct application
Transporter - IV		01/93	07/04	2.5L (ACU)	SOHC 10V (Petrol)	TPS030 TPS031 TPS045	TTS038 TTS505 TTS508 TTS510 TTS517	TCS091	TFS205	TBS028	TRS032	Check illustrations for correct application
Transporter - IV		04/96	07/04	2.5L (AET)	SOHC 10V (Petrol)	TPS030 TPS045 TPS097	TTS508 TTS514 TTS517	TCS091 TCS104 TCS165	-	TBS028 TBS092	TRS032	Check illustrations for correct application
Transporter - IV	incl. Syncro	10/99	06/05	2.5L (ACV)	SOHC 10V (Diesel)	TPS042 TPS045 TPS097	TTS514 TTS517	TCS091 TCS104 TCS165	-	TBS028 TBS092	TRS032	Check illustrations for correct application
Transporter - IV		10/99	04/05	2.5L (AUF)	SOHC 10V (Diesel)	TPS042 TPS045 TPS097	TTS508 TTS517 TTS518	TCS091 TCS104 TCS165	-	TBS028 TBS092	TRS032	Check illustrations for correct application

Make and Model		Year		Engine		Part Number						Notes
		Start	Finish	Size & Model	Cam & Valves	Oil Pressure	Water Temp	Coolant Sensor	Fan Switch	Stop Light	Reverse Light	
Volkswagen cont.												
Transporter - IV		01/01	07/04	2.5L (AYC)	SOHC 10V (Diesel)	TPS097	TTS508 TTS514 TTS517	TCS104	-	TBS028 TBS092	TRS032	Check illustrations for correct application
Transporter - V		11/02	04/05	2.8L (AMV)	DOHC 24V (Petrol)	TPS031 TPS045 TPS054	TTS038 TTS508 TTS514 TTS517	TCS104 TCS165	-	TBS028 TBS092	TRS032	Check illustrations for correct application
Transporter - V		07/04	05/10	1.9L (AXB, AXC, BRR, BRS)	SOHC 8V (Diesel)	TPS097	-	TCS111	-	TBS092	TRS048 TRS064	Check illustrations for correct application
Transporter - V		07/04	02/10	2.0L (AXA)	SOHC 8V (Petrol)	TPS053	-	TCS111	-	TBS092	TRS048 TRS064	Check illustrations for correct application
Transporter - V		09/11	06/13	2.0L (CJKA)	DOHC 16V (Petrol)	TPS054	-	TCS111	-	TBS133	TRS048 TRS064	Check illustrations for correct application
Transporter - V		05/03	08/07	2.5L (AET)	SOHC 10V (Petrol)	TPS030 TPS045	-	-	-	TBS028 TBS092	TRS032	Check illustrations for correct application
Transporter - V		07/04	07/06	2.5L (AXD, AXE)	SOHC 10V (Diesel)	TPS053	-	-	-	TBS051 TBS092	TRS048 TRS064	Check illustrations for correct application
Transporter - V	incl. 4Motion	08/04	02/10	2.5L (BNZ, BPC)	SOHC 10V (Diesel)	TPS053	-	TCS111	-	TBS092	TRS048 TRS064	Check illustrations for correct application
Transporter - V		07/06	04/09	2.5L (AXE)	SOHC 10V (Diesel)	TPS053	-	TCS111	-	TBS092	TRS048 TRS064	Check illustrations for correct application
Transporter - V		09/04	08/08	3.2L (BKK)	DOHC 24V (Petrol)	TPS053	-	TCS111	-	TBS092	TRS048 TRS064	Check illustrations for correct application
Transporter - V		03/10	06/13	2.0L (CAAB, CAAC, CCHA, CFCA)	DOHC 16V (Diesel)	TPS096	-	TCS111	-	TBS133	TRS048 TRS064	Check illustrations for correct application
Vento	III	06/95	02/97	2.0L (ADY)	SOHC 8V (Petrol)	TPS030 TPS045	TTS507	TCS165	TFS190 TFS213	TBS028	TRS032 TRS033	Check illustrations for correct application
Vento	III	01/96	01/99	2.0L (AGG)	SOHC 8V (Petrol)	TPS045 TPS092	TTS507	TCS165	-	TBS028	TRS032 TRS045	Check illustrations for correct application
Volvo												
122S		01/69	12/70	2.0L (B20B)	Petrol	TPS033 TPS068	-	-	-	-	-	Check illustrations for correct application
140 Series	142, 144, 145	05/67	12/75	1.8L, 2.0L	Petrol	TPS033 TPS068	TTS027	-	-	-	-	Check illustrations for correct application
240 Series	240, 242, 244, 245	01/75	12/84	2.1L	Petrol	TPS033 TPS068	TTS027	-	TFS187	-	-	Check illustrations for correct application
240 Series	240, 242, 244, 245	01/79	10/93	2.3L	Petrol	TPS034	TTS027	-	TFS187	TBS023	TRS024	
260 Series	264, 265	01/75	01/80	2.7L (B27E)	Petrol	TPS033 TPS068	TTS027	-	-	-	-	Check illustrations for correct application
260 Series	260, 264, 265	01/81	01/86	2.8L (B28E)	Petrol	TPS022	-	-	-	TBS023	TRS024	
164	164	01/69	12/72	3.0L (B30A)	Petrol	TPS033 TPS068	TTS027	-	-	-	-	Check illustrations for correct application

Make and Model		Year		Engine		Part Number						Notes
		Start	Finish	Size & Model	Cam & Valves	Oil Pressure	Water Temp	Coolant Sensor	Fan Switch	Stop Light	Reverse Light	
Volvo cont.												
164	164	01/72	12/75	3.0L (B30E, F)	Petrol	TPS033 TPS068	-	-	-	-	-	Check illustrations for correct application
360		01/84	12/87	2.0L (B19E)	Petrol	-	TTS027	TCS026	TFS187	-	-	
360		01/85	12/88	2.0L (B200E, EA)	Petrol	TPS034	TTS027	-	TFS187	-	-	
440		01/93	12/96	2.0L (B20F)	SOHC 8V (Petrol)	-	-	-	-	TBS026	-	
740	incl. Turbo	01/85	01/92	2.3L	Petrol	TPS034	TTS027 TTS040	TCS060	TFS175	TBS023	TRS024	Check illustrations for correct application
760	Turbo	01/84	01/85	2.3L (B23ET)	Petrol	TPS032	TTS027	TCS040	TFS175	TBS023	-	
760	Turbo	01/85	01/86	2.3L (B230ET)	Petrol	TPS034	TTS027	TCS060	TFS175	TBS023	-	
760		02/83	01/89	2.8L (B28E, F)	Petrol	TPS022	-	-	TFS175	TBS023	TRS024	Check illustrations for correct application
760		01/90	12/90	2.8L (B280F)	Petrol	TPS022	-	TCS060	TFS175	TBS023	-	
850		01/93	09/96	2.5L (B5252S)	SOHC 10V (Petrol)	TPS034	-	TCS092	-	TBS023	TRS024	
850	incl. Turbo	01/92	01/97	2.3L, 2.5L	DOHC 20V (Petrol)	TPS034	-	TCS092	-	TBS023	TRS024	
940	incl. Turbo	11/90	09/96	2.3L (B230F, T, K)	SOHC 8V (Petrol)	TPS034	TTS040	TCS060	TFS175	TBS023	TRS024	Check illustrations for correct application
940	2.3i	04/91	12/96	2.3L (B230FB, B234F)	DOHC 16V (Petrol)	TPS034	TTS040	TCS060	TFS175	TBS023	TRS024	
960		11/90	10/91	2.8L (B280F)	SOHC 12V (Petrol)	-	-	TCS060	TFS175	TBS023	-	
960		11/91	01/97	2.9L (B6304F)	DOHC 24V (Petrol)	TPS034	TTS040	TCS092	TFS175	TBS023	-	
C30	2.4L TDi	01/07	10/09	2.4L (D5244T)	DOHC 16V (Diesel)	-	-	TCS118	-	TBS081	TRS094	
C30	2.4L	03/07	08/10	2.4L (B5244S)	DOHC 20V (Petrol)	TPS034	-	TCS150	-	TBS081	TRS094	
C30	TDi	11/09	06/13	1.6L, 2.0L	DOHC 16V (Diesel)	TPS050	-	TCS144	-	TBS081	-	
C30	2.5L Turbo	09/10	06/13	2.5L (B5254T7)	DOHC 20V (Petrol)	TPS034	-	TCS150	-	TBS081	TRS094	
C70		09/99	02/03	2.3L (B5234T3)	DOHC 20V (Petrol)	TPS034	-	TCS092 TCS179	-	-	TRS024 TRS094	Check illustrations for correct application
C70		09/99	03/03	2.4L (B5244T)	DOHC 20V (Petrol)	TPS034	-	TCS179	-	-	TRS024 TRS094	Check illustrations for correct application
C70		03/03	09/04	2.3L (B5234T9)	DOHC 20V (Petrol)	TPS034	-	TCS118	-	-	TRS094	
C70		12/06	08/10	2.4L (B5244S4)	DOHC VVT 20V (Petrol)	TPS034	-	TCS150	-	TBS081	TRS094	
C70		12/06	06/13	2.5L (B5254T7)	DOHC 20V (Petrol)	TPS034	-	TCS150	-	TBS081	TRS094	
Cross Country		09/00	03/03	2.4L (B5244T3)	DOHC 20V (Petrol)	TPS034	-	TCS118 TCS179	-	-	-	Check illustrations for correct application
P1800E		01/70	12/73	2.0L (B20F)	Petrol	TPS033 TPS068	-	-	-	-	-	Check illustrations for correct application
P1800S		01/69	12/70	2.0L (B20B)	Petrol	TPS033 TPS068	-	-	-	-	-	Check illustrations for correct application
S40	1.8i	02/97	03/01	1.8L (B4184S, S2)	DOHC 16V (Petrol)	TPS011 TPS034 TPS059	TTS055 TTS519	TCS055 TCS092 TCS115 TCS179	-	TBS034	TRS016	Check illustrations for correct application
S40		10/97	08/00	1.9L (B4194T)	DOHC 16V (Petrol)	TPS034 TPS059	TTS519	TCS115	-	TBS034	-	Check illustrations for correct application

Make and Model		Year		Engine		Part Number						Notes
		Start	Finish	Size & Model	Cam & Valves	Oil Pressure	Water Temp	Coolant Sensor	Fan Switch	Stop Light	Reverse Light	
Volvo cont.												
S40	2.0i incl. Turbo	01/97	05/04	2.0L (B4204S, T)	DOHC 16V (Petrol)	TPS034 TPS059	TTS519	TCS092 TCS115 TCS179	-	TBS034	TRS024	Check illustrations for correct application
S40	2.4i	02/04	08/10	2.4L (B5244S4, 5)	DOHC 20V (Petrol)	TPS034	-	TCS150	-	TBS081	TRS094	
S40	2.5i incl. Turbo	02/04	06/13	2.5L (B5254T, 3, 7)	DOHC 20V (Petrol)	-	-	TCS150	-	TBS081	TRS094	
S40	D5	03/07	10/09	2.4L (D5244T)	DOHC 16V (Diesel)	-	-	TCS118	-	TBS081	-	
S40	2.0 TDI	11/09	08/10	2.0L (D4204T)	DOHC 16V (Diesel)	TPS050	-	TCS144	-	TBS081	TRS094	
S60	2.0T	01/00	01/02	2.0L (B5204T5)	DOHC 20V (Petrol)	TPS034	-	TCS118 TCS179	-	-	-	Check illustrations for correct application
S60	T5	12/00	07/03	2.3L (B5234T)	DOHC 20V (Petrol)	TPS034	-	TCS118 TCS179	-	-	-	Check illustrations for correct application
S60	2.4L incl. Turbo	12/00	09/09	2.4L (B5244S, T3)	DOHC 20V (Petrol)	TPS034	-	TCS118 TCS179	-	-	-	Check illustrations for correct application
S60	2.5L incl. Turbo	06/02	09/09	2.5L (B5254T2, T4)	DOHC 20V (Petrol)	TPS034	-	TCS032 TCS118	-	-	TRS024 TRS094	Check illustrations for correct application
S60	D5	12/10	06/13	2.4L (D5244T)	DOHC 20V (Diesel)	-	-	TCS150	-	TBS081 TBS119	TRS094	Check illustrations for correct application
S60	T6, T6 R	12/10	06/13	3.0L (B6304T)	DOHC 24V (Petrol)	-	-	TCS150	-	TBS081 TBS119	-	Check illustrations for correct application
S60	T4	10/11	06/13	1.6L (B4164T)	DOHC 16V (Petrol)	TPS075	-	TCS112	-	TBS081 TBS119	-	Check illustrations for correct application
S60	T5	02/11	06/13	2.0L (B4204T7)	DOHC 16V (Petrol)	TPS075	-	TCS112	-	TBS081 TBS119	-	Check illustrations for correct application
S60	D3	10/11	06/13	2.0L (D5204T3)	DOHC 20V (Diesel)	-	-	TCS150	-	TBS081 TBS119	TRS094	Check illustrations for correct application
S70	incl. Turbo	02/97	05/03	2.3L, 2.4L	DOHC (Petrol)	TPS034	-	TCS092 TCS179	-	-	TRS024	Check illustrations for correct application
S80	2.8L	05/98	02/03	2.8L (B6284T, T5)	DOHC 24V (Petrol)	TPS034	-	-	-	-	-	
S80	2.9L	05/98	06/03	2.9L (B6304S, S3)	DOHC 24V (Petrol)	TPS034	-	-	-	-	TRS024	
S80	2.0T	01/99	01/00	2.0L (B5204T4, T5)	DOHC 20V (Petrol)	TPS034	-	TCS179	-	-	-	
S80	2.9L	04/01	07/05	2.9L (B6294S2, T)	DOHC 24V (Petrol)	TPS034	-	-	-	-	-	
S80	2.5T	10/04	12/06	2.5L (B5254T2)	DOHC 20V (Petrol)	TPS034	-	TCS118	-	-	TRS094	
S80	T6	10/04	07/05	2.8L (B6294T)	DOHC 24V (Petrol)	TPS034	-	-	-	-	-	
S80	D5, 2.4 TDi	01/07	10/09	2.4L (D5244T4)	DOHC 20V (Diesel)	-	-	TCS118	-	TBS081 TBS119	TRS094	Check illustrations for correct application
S80	3.2	01/07	12/08	3.2L (B6324S)	DOHC 24V (Petrol)	-	-	TCS150	-	TBS081 TBS119	-	Check illustrations for correct application
S80	V8	01/07	01/11	4.4L (B8444S)	DOHC 32V (Petrol)	TPS011	-	TCS120	-	TBS081 TBS119	-	Check illustrations for correct application
S80	T6 3.0L	11/08	06/13	3.0L (B6304T, T4)	DOHC 24V (Petrol)	-	-	TCS150	-	TBS081 TBS119	-	Check illustrations for correct application

Make and Model		Year		Engine		Part Number						Notes
		Start	Finish	Size & Model	Cam & Valves	Oil Pressure	Water Temp	Coolant Sensor	Fan Switch	Stop Light	Reverse Light	
Volvo cont.												
S80	D5 2.4 TDi	11/09	08/10	2.4L (D5244T, T10)	DOHC 20V (Diesel)	-	-	TCS150	-	TBS081 TBS119	TRS094	Check illustrations for correct application
S90, V90	2.9	02/97	12/98	2.9L (B6304F)	DOHC 24V (Petrol)	TPS034	-	TCS092	-	-	-	
V40	1.8	02/97	03/01	1.8L (B4184S, S2)	DOHC 16V (Petrol)	TPS011 TPS034 TPS059	TTS055 TTS519	TCS055 TCS092 TCS115 TCS179	-	TBS034	TRS016	Check illustrations for correct application
V40	T4	10/97	08/00	1.9L (B4194T)	DOHC 16V (Petrol)	TPS034 TPS059	TTS519	TCS115	-	TBS034	-	Check illustrations for correct application
V40	2.0L incl. Turbo	01/97	05/04	2.0L (B4204S, S2, T, T5)	DOHC 16V (Petrol)	TPS034 TPS059	TTS519	TCS092 TCS115 TCS179	-	TBS034	TRS024	Check illustrations for correct application
V50	2.4i	01/04	08/10	2.4L (B5244S4, S5)	DOHC 20V (Petrol)	TPS034	-	TCS150	-	TBS081	TRS094	
V50	2.5L	03/04	10/09	2.5L (B5254T3)	DOHC 20V (Petrol)	TPS034	-	TCS150	-	TBS081	TRS094	
V50	D5	03/07	10/09	2.4L (D5244T)	DOHC 20V (Diesel)	-	-	TCS118	-	TBS081	TRS094	
V50	2.0TDi	11/09	10/10	2.0L (D4204T)	DOHC 16V (Diesel)	TPS034 TPS050	-	TCS144 TCS150	-	TBS081	TRS094	Check illustrations for correct application
V50	2.5L	11/09	06/13	2.5L (B5254T, T3)	DOHC 20V (Petrol)	TPS034	-	TCS150	-	TBS081	TRS094	Check illustrations for correct application
V60	T4	10/11	06/13	1.6L (B4164T)	DOHC 16V (Petrol)	TPS075	-	TCS112	-	TBS081 TBS119	-	Check illustrations for correct application
V60	T5	03/11	06/13	2.0L (B4204T7)	DOHC 16V (Petrol)	TPS075	-	TCS112	-	TBS081 TBS119	-	Check illustrations for correct application
V60	D3	10/11	06/13	2.0L (D5204T3)	DOHC 20V (Diesel)	-	-	TCS150	-	TBS081 TBS119	TRS094	Check illustrations for correct application
V60	D5	03/11	06/13	2.4L (D5244T10)	DOHC 20V (Diesel)	-	-	TCS150	-	TBS081 TBS119	TRS094	Check illustrations for correct application
V60	T6, T6 R-Design	03/11	06/13	3.0L (B6304T)	DOHC 24V (Petrol)	-	-	TCS150	-	TBS081 TBS119	-	Check illustrations for correct application
V70	2.0T	01/97	01/00	2.0L (B5204T5)	DOHC 20V (Petrol)	TPS034	-	TCS092 TCS179	-	-	-	Check illustrations for correct application
V70		03/97	05/03	2.3L (B5234T3, T6)	DOHC 20V (Petrol)	TPS034	-	TCS092 TCS118 TCS179	-	-	-	Check illustrations for correct application
V70		01/99	01/08	2.4L (B5244S, S2, T2, T3)	DOHC 20V (Petrol)	TPS034	-	TCS118 TCS179	-	-	TRS094	Check illustrations for correct application
V70		03/97	09/00	2.4L (B5252S)	DOHC 10V (Petrol)	TPS034	-	TCS092 TCS179	-	-	-	Check illustrations for correct application
V70		02/97	09/00	2.4L (B5254S, T)	DOHC 20V (Petrol)	TPS034	-	TCS092 TCS179	-	-	-	Check illustrations for correct application
V70		01/03	01/06	2.5L (B5254T2, T4)	DOHC 20V (Petrol)	TPS034	-	TCS118	-	-	-	
V70	T6, T6 R	09/10	06/13	3.0L (B6304T4)	DOHC 24V (Petrol)	TPS034	-	TCS150	-	TBS081 TBS119	-	Check illustrations for correct application

Make and Model		Year		Engine		Part Number						Notes
		Start	Finish	Size & Model	Cam & Valves	Oil Pressure	Water Temp	Coolant Sensor	Fan Switch	Stop Light	Reverse Light	
Volvo cont.												
V70		01/07	01/08	3.2L (B6324S)	DOHC 24V (Petrol)	TPS034	-	TCS150	-	TBS081 TBS119	-	Check illustrations for correct application
XC60	D5	03/09	06/13	2.4L (D5244T, T10, T15)	DOHC (Diesel)	-	-	TCS150	-	TBS081 TBS119	TRS094	Check illustrations for correct application
XC60		03/09	06/13	3.0L, 3.2L (B6304T2, B6324S)	DOHC 24V (Petrol)	-	-	TCS150	-	TBS081 TBS119	-	Check illustrations for correct application
XC60	T5	02/11	06/13	2.0L (B4204T)	DOHC 16V (Petrol)	TPS075	-	TCS112	-	TBS119	-	
XC70	2.3T	01/00	01/01	2.3L (B5234T7)	DOHC 20V (Petrol)	TPS034	-	TCS118 TCS179	-	-	-	Check illustrations for correct application
XC70		01/00	11/07	2.4L, 2.5L	DOHC 20V (Petrol)	TPS034	-	TCS118 TCS179	-	-	TRS094	Check illustrations for correct application
XC70		12/07	06/13	3.0L, 3.2L	DOHC 24V (Petrol)	-	-	TCS150	-	TBS081 TBS119	-	Check illustrations for correct application
XC70	D5	12/07	06/13	2.4L (D5244T4, T10, T15)	DOHC 20V (Diesel)	-	-	TCS118 TCS150	-	TBS081 TBS119	TRS094	Check illustrations for correct application
XC90	2.5T	06/03	09/06	2.5L (B5254T2)	DOHC 20V (Petrol)	TPS034	-	TCS032 TCS118	-	-	TRS094	Check illustrations for correct application
XC90	T6	06/03	09/06	2.9L (B6294T)	DOHC 24V (Petrol)	TPS034	-	-	-	-	-	
XC90	D5	10/06	06/13	2.4L (D5244T4)	DOHC 20V (Diesel)	TPS034	-	TCS118	-	-	TRS094	
XC90	V8	10/06	07/11	4.4L (B8444S)	DOHC 32V (Petrol)	TPS011	-	TCS120	-	-	-	
XC90	3.2	04/07	06/13	3.2L (B6324S)	DOHC 24V (Petrol)	-	-	TCS150	-	-	-	

This section has been included to assist with the identification of Tridon's extensive range of engine oil pressure senders and sensors. Photographs and specification tables are shown for each Tridon part number. Specification tables contain sender or sensor type, spanner size, thread size, plug type, circuit diagram and pressure rating.

The Tridon oil pressure senders and sensors range has been developed to operate within original equipment manufacturer's specifications. As oil pressure values vary always refer to the Tridon vehicle application list to ensure correct part number selection.

Oil Pressure Senders and Sensors



Function

The engine oil pressure sender/sensor is used to measure the integrity of the engine lubrication system. Normally located in the engine block, the oil pressure sender responds to changes in engine oil pressure to deliver the appropriate signal response for oil pressure instrumentation. This modified signal is used to determine the engine oil pressure via oil pressure light or gauge.

There are several types of engine oil pressure senders and sensors; spring controlled diaphragm, thermal transducer and piezo-resistor, sense element (ICU) design.

Spring Controlled Diaphragm

- Contains a spring loaded diaphragm designed to open a set of contacts as pressure increases.
- For operation of oil pressure lights (only ON or OFF switch position).

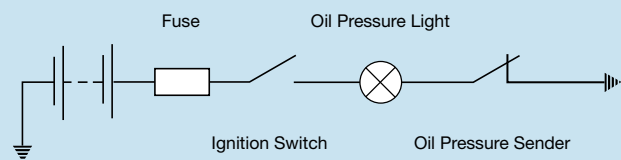
Thermal Transducer

- Contains a diaphragm designed to close a set of contacts attached to a bimetal alloy leaf. The bimetal leaf deflects with changes in oil pressure.
- A corresponding bimetal leaf in the oil pressure gauge performs the same operation, registering the appropriate pressure reading.
- For operation of oil pressure gauges.

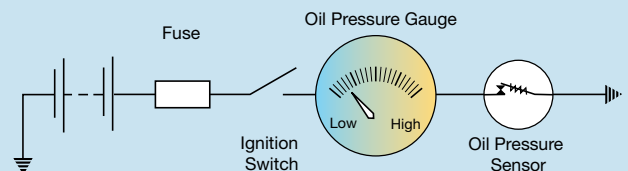
Piezo-Resistor, Sense Element (ICU) Design

- Contains a semiconductor crystal, with special resistance properties. Changes in these properties occur when pressure is applied; the changes are then processed by an application specific integrated circuit (ICU) to deliver the appropriate pressure reading.
- For operation of electronic oil pressure gauges or ECU control.

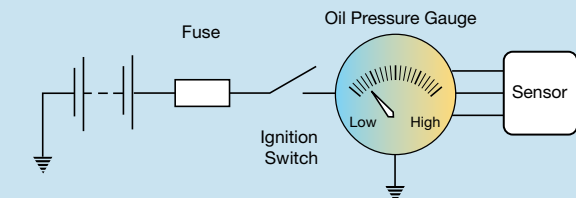
Engine Oil Pressure Sender Circuit



Engine Oil Pressure Sensor Circuit



Engine Oil Pressure Sensor Circuit (Sense Element) Gauge



Engine Oil Pressure Sensor Circuit (Sense Element) ECU Control



Testing and Replacement

The engine oil pressure sender/sensor is an integral component in a vehicle engine warning system; a faulty engine oil pressure sender/sensor may provide incorrect warning signals leading to potential engine damage.

Engine oil pressure senders/sensors should be inspected regularly; the sender/sensor should be checked for any visible signs of contaminant.

Note the engine oil itself, particularly old oil or incorrect oil levels may cause a sender/sensor to malfunction.

When an engine oil pressure sender/sensor malfunction or fault is suspected, the engine oil pressure sender/sensor should be checked and replaced by a trained professional.

Oil Pressure Sender/Sensor Testing Procedure

1. Check the oil pressure sender/sensor for visible faults or oil leaks.

2. Check correct oil pressure sender/sensor operation;

Spring Controlled Diaphragm (oil pressure lights)

Measure continuity across the oil pressure sender/sensor contacts;

- Using an Ohmmeter, remove the terminal or plug, connect the Ohmmeter between the sender/sensor terminal and the vehicle earth (ground).
- With the engine OFF, the reading given should be zero (0) or show a closed circuit.
- Start the engine, as the oil pressure rises the reading given should become infinite or open circuit.

Thermal Transducer (oil pressure gauges)

Test the operation of the oil pressure gauge circuit;

- Remove the wiring plug or terminal, connect a potentiometer between terminal and vehicle earth (ground).
- With the ignition turned on, test the operation of the oil gauge starting the potentiometer at a high resistance (around 500Ω) then slowly reduce the resistance to 0Ω . The gauge should operate from low pressure to high or a maximum pressure (resistance values will vary between make and models, test procedure should be used as a guide only).

Piezo-Resistor, Sense Element (ICU) Design (oil pressure gauges or ECU control)

For testing procedures for a Piezo-Resistor, Sense Element (ICU) Design refer to manufacturers specifications.

- Common tests include input / output voltage test.
- Connect a voltmeter in line with the sensor wiring plug or terminal, check the input supply voltage and earth connection continuity. With the engine running, check the sensor output signal voltage.
- If the input voltage or earth connection are not present check for wiring faults.
- If the input and earth connection are operational, check the output voltage. If not present or not in line with the OEM specifications change the oil pressure sensor.

3. Replace the sender/sensor if readings are not as shown above.

4. Other oil pressure circuit tests include;

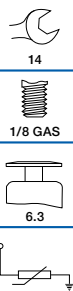
- Gauge and light tests with a potentiometer.
- Wiring tests, open and short circuits.
- Available voltage - voltage stabiliser or voltage regulator normally located in the instrument cluster.

The Tridon oil pressure sender/sensor range has been developed to operate within OEM specifications. As the oil pressure sender/sensor must be compatible with the engine management system, always refer to the Tridon vehicle application list to ensure the correct part number is selected. Failure to use the correct oil pressure sender/sensor may result in severe engine damage.

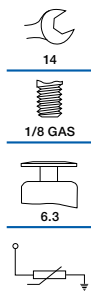
* Test procedure values will vary between make and models and should be used as a guide only.

IDENTIFICATION GUIDE

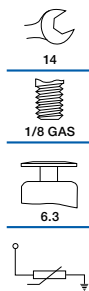
TPS001
Sensor (Gauge)



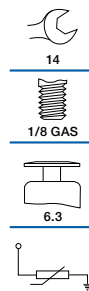
TPS002
Sensor (Gauge)



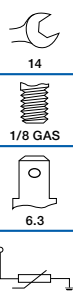
TPS003
Sensor (Gauge)



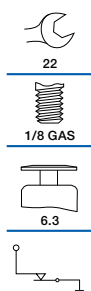
TPS004
Sensor (Gauge)



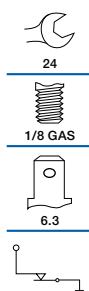
TPS005
Sensor (Gauge)



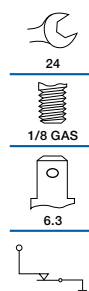
TPS006
Switch (Light)



TPS007
Switch (Light)



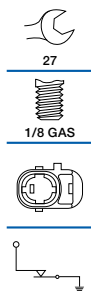
TPS008
Switch (Light)



TPS010
Switch (Light)



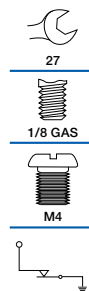
TPS011
Switch (Light)



TPS012
Switch (Light)



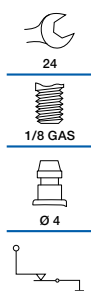
TPS013
Switch (Light)



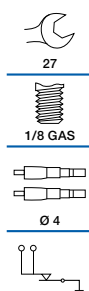
TPS014
Switch (Light)



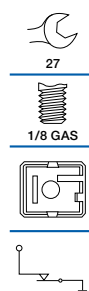
TPS015
Switch (Light)




TPS016
Switch (Light)




TPS017
Switch (Light)



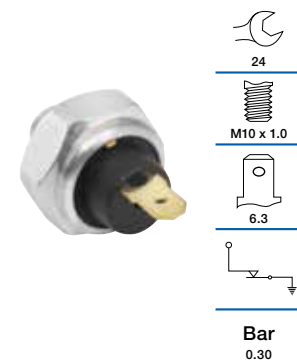
TPS018
Switch (Light)



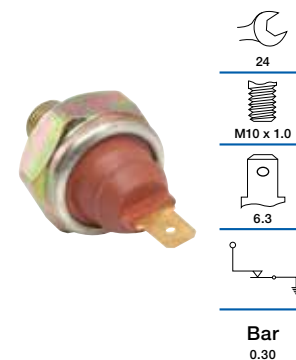
TPS019
Switch (Light)



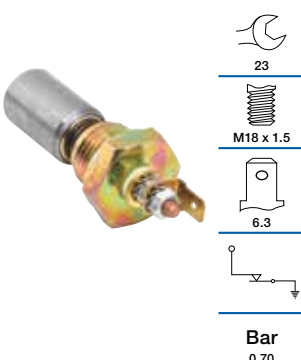
TPS020
Switch (Light)



TPS021
Switch (Light)



TPS022
Switch (Light)



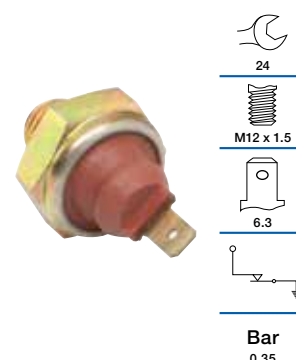
TPS023
Switch (Light)



TPS024
Switch (Light)



TPS026
Switch (Light)



TPS027
Switch (Light)



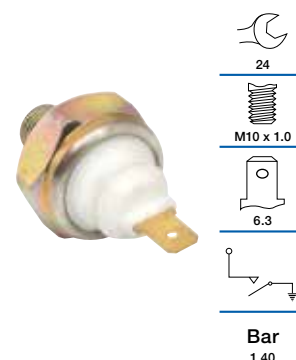
TPS029
Switch (Light)




TPS030
Switch (Light)




TPS031
Switch (Light)



TPS032
Switch (Light)



TPS033
Switch (Light)



















TPS034
Switch (Light)



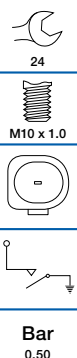

TPS038
Switch (Light)



IDENTIFICATION GUIDE

<p>TPS039 Switch (Light)</p>  <p>24</p> <p>M12 x 1.5</p> <p>6.3</p> <p>Bar 0.30</p>	<p>TPS040 Switch (Light)</p>  <p>24</p> <p>M10 x 1.0</p> <p>6.3</p> <p>Bar 0.30</p>	<p>TPS041 Switch (Light)</p>  <p>24</p> <p>1/8-27 NPT</p> <p>6.3</p> <p>Bar 0.35</p>	<p>TPS042 Switch (Light)</p>  <p>24</p> <p>M10 x 1.0</p> <p>6.3</p> <p>Bar 0.90</p>
<p>TPS043 Switch (Light)</p>  <p>21</p> <p>M14 x 1.5</p> <p>6.3</p> <p>Bar 0.30</p>	<p>TPS044 Switch (Light)</p>  <p>24</p> <p>M12 x 1.5</p> <p>M4</p> <p>Bar 0.40</p>	<p>TPS045 Switch (Light)</p>  <p>24</p> <p>M10 x 1.0</p> <p>6.3</p> <p>Bar 0.30</p>	<p>TPS046 Switch (Light)</p>  <p>24</p> <p>M10 x 1.0</p> <p>6.3</p> <p>Bar 2.50</p>
<p>TPS047 Switch (Light)</p>  <p>21</p> <p>M16 x 1.5</p> <p>6.3</p> <p>Bar 0.50</p>	<p>TPS048 Switch (Light)</p>  <p>24</p> <p>M10 x 1.0</p> <p>6.3</p> <p>Bar 0.50</p>	<p>TPS050 Switch (Light)</p>  <p>21</p> <p>M16 x 1.5</p> <p>6.3</p> <p>Bar 0.50</p>	<p>TPS051 Switch (Light)</p>  <p>24</p> <p>M10 x 1.0</p> <p>6.3</p> <p>Bar 0.70</p>
<p>TPS052 Switch (Light)</p>  <p>24</p> <p>M10 x 1.0</p> <p>6.3</p> <p>Bar 0.25</p>	<p>TPS053 Switch (Light)</p>  <p>24</p> <p>M10 x 1.0</p> <p>6.3</p> <p>Bar 0.90</p>	<p>TPS054 Switch (Light)</p>  <p>24</p> <p>M10 x 1.0</p> <p>6.3</p> <p>Bar 1.40</p>	<p>TPS055 Switch (Light)</p>  <p>24</p> <p>M10 x 1.0</p> <p>6.3</p> <p>Bar 1.80</p>

TPS056
Switch (Light)



TPS057
Switch (Light)



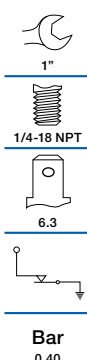
TPS058
Switch (Light)



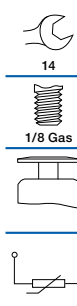
TPS059
Switch (Light)



TPS061
Switch (Light)



TPS063
Sensor (Gauge)



TPS064
Switch (Light)



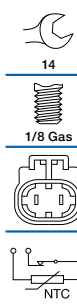
TPS065
Switch (Light)



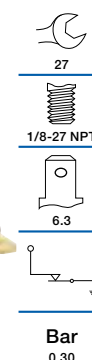
TPS066
Switch (Light)



TPS067
Sensor (Gauge)



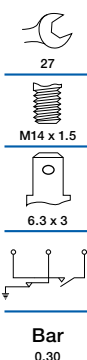
TPS068
Switch (Light)



TPS069
Sensor (Gauge)



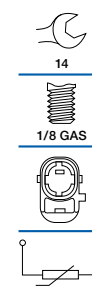
TPS070
Switch (Light)



TPS071
Sensor



TPS072
Sensor (Gauge)



TPS073
Sensor



IDENTIFICATION GUIDE

TPS074
Switch (Light)



Bar
0.40

TPS075
Switch (Light)



Bar
0.25

TPS076
Switch (Light)



Bar
0.20

TPS077
Switch (Light)



Bar
0.25

TPS078
Switch (Light)



Bar
0.20

TPS079
Switch (Light)



Bar
1.40

TPS080
Switch (Light)



Bar
0.30

TPS081
Switch (Light)



Bar
0.60

TPS082
Sensor (Gauge)



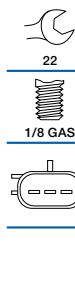
TPS083
Sensor (Gauge)



TPS084
Sensor (Gauge)

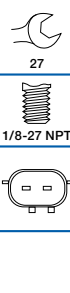


TPS085
Sensor (Gauge)



PSI
0 - 112

TPS086
Sensor (Gauge)



TPS087
Sensor (Gauge)



TPS088
Switch (Light)



TPS089
Switch (Light)



TPS090
Switch (Light)



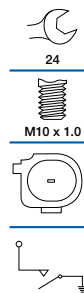
Bar
0.60

TPS091
Switch (Light)



Bar
0.40

TPS092
Switch (Light)



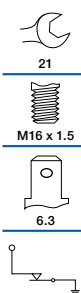
Bar
0.25

TPS093
Switch (Light)



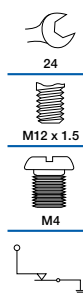
Bar
1.50

TPS094
Switch (Light)



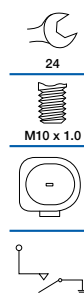
Bar
0.60

TPS095
Switch (Light)



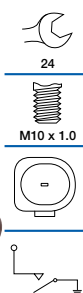
Bar
0.45

TPS096
Switch (Light)



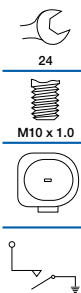
Bar
0.45

TPS097
Switch (Light)



Bar
0.70

TPS098
Switch (Light)



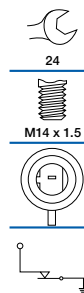
Bar
1.80

TPS099
Switch (Light)



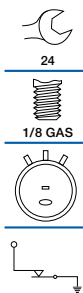
Bar
0.45

TPS100
Switch (Light)



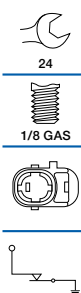
Bar
0.45

TPS101
Switch (Light)



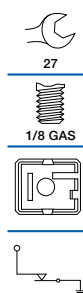
Bar
0.30

TPS102
Switch (Light)



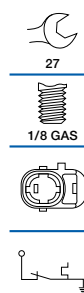
Bar
1.00

TPS103
Switch (Light)



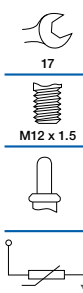
Bar
2.50

TPS104
Switch (Light)

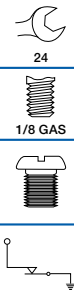



Bar
0.30

TPS105
Sensor (Gauge)



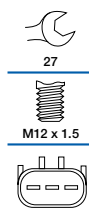
IDENTIFICATION GUIDE

TPS106
Switch (Light)**TPS107**
Switch (Light)Bar
0.40**TPS108**
Switch (Light)Bar
0.50**TPS109**
Switch (Light)Bar
1.40**TPS110**
Switch (Light)Bar
1.40**TPS111**
Switch (Light)Bar
2.50**TPS112**
Switch (Light)Bar
2.80**TPS113**
Switch (Light)Bar
0.35**TPS114**
Switch (Light)Bar
0.35**TPS115**
Switch (Light)Bar
1.40**TPS116**
Switch (Light)**TPS117**
Switch (Light)**TPS118**
Sensor (Gauge)**TPS119**
Switch (Light)**TPS120**
Switch (Light)**TPS121**
Switch (Light)

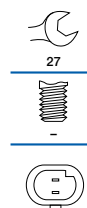
TPS122
Switch (Light)



TPS123
Sensor (Gauge)



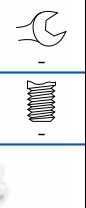
TPS124
Switch



TPS125



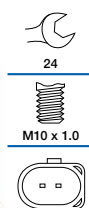
Image for illustration purposes only. Refer to Tridon website for correct image.



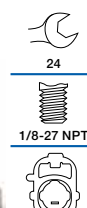
TPS126



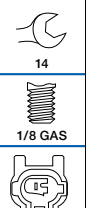
TPS127
Switch (Light)



TPS128
Switch (Light)



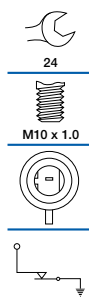
TPS129
Sensor (Gauge)



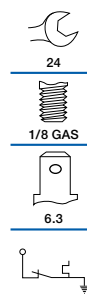
TPS130
Sensor (Gauge)



TPS131
Switch (Light)



TPS132
Switch (Light)



Bar
0.40

TPS133
Switch (Light)

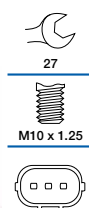


Bar
0.40

TPS134
Switch (Light)



TPS135
Sensor (Gauge)



TPS136
Sensor (Gauge)



TPS137
Sensor (Gauge)

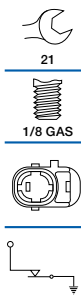


IDENTIFICATION GUIDE

TPS138
Switch (Light)



TPS139
Switch (Light)



TPS140
Switch (Light)



TPS141
Switch (Light)



TPS142
Switch (Light)



TPS144
Switch (Light)



TPS146
Sensor (Gauge)



TPS147
Switch (Light)



Quick Reference Guide

Circuit Type: N/C = Normally Closed, N/O = Normally Open

Part No.	Light / Gauge	Spanner	Thread	Circuit Type	Pressure	Notes
TPS001	Sensor (Gauge)	14	1/8 GAS			
TPS002	Sensor (Gauge)	14	1/8 GAS			
TPS003	Sensor (Gauge)	14	1/8 GAS			
TPS004	Sensor (Gauge)	14	1/8 GAS			
TPS005	Sensor (Gauge)	14	1/8 GAS			
TPS006	Switch (Light)	22	1/8 GAS	N/C	0.40	
TPS007	Switch (Light)	24	1/8 GAS	N/C	0.30	
TPS008	Switch (Light)	24	1/8 GAS	N/C	0.40	
TPS010	Switch (Light)	27	1/8 GAS	N/C	0.20	
TPS011	Switch (Light)	27	1/8 GAS	N/C	0.20	
TPS012	Switch (Light)	27	1/4 - 18 NPT	N/C	0.30	
TPS013	Switch (Light)	27	1/8 GAS	N/C	0.40	
TPS014	Switch (Light)	27	1/8 GAS	N/C	0.30	
TPS015	Switch (Light)	24	1/8 GAS	N/C	0.40	
TPS016	Switch (Light)	27	1/8 GAS	N/C	0.40	
TPS017	Switch (Light)	27	1/8 GAS	N/C	0.20	
TPS018	Switch (Light)	21	M14 x 1.5	N/C	0.30	
TPS019	Switch (Light)	21	M14 x 1.5	N/C	0.30	
TPS020	Switch (Light)	24	M10 x 1.0	N/C	0.30	
TPS021	Switch (Light)	24	M10 x 1.0	N/C	0.30	Replaces original brown part.
TPS022	Switch (Light)	23	M18 x 1.5	N/C	0.70	
TPS023	Switch (Light)	21	M16 x 1.5	N/C	0.60	
TPS024	Switch (Light)	21	M14 x 1.5	N/C	0.30	
TPS026	Switch (Light)	24	M12 x 1.5	N/C	0.35	Replaces original brown and blue parts.
TPS027	Switch (Light)	1"	1/4 - 18 NPT	N/C	0.50	
TPS029	Switch (Light)	27	1/4 - 18 NPT	N/C	0.40	
TPS030	Switch (Light)	24	M10 x 1.0	N/O	1.80	Replaces original white part.
TPS031	Switch (Light)	24	M10 x 1.0	N/O	1.40	Replaces original black part.
TPS032	Switch (Light)	25	1/8 - 27 NPT	N/C	0.50	
TPS033	Switch (Light)	25	1/8 - 27 NPT	N/C	0.30	
TPS034	Switch (Light)	24	M14 x 1.5	N/C	0.50	
TPS038	Switch (Light)	24	M14 x 1.5	N/C	0.50	
TPS039	Switch (Light)	24	M12 x 1.5	N/C	0.30	
TPS040	Switch (Light)	24	M10 x 1.0	N/O	0.30	
TPS041	Switch (Light)	24	1/8 - 27 NPT	N/C	0.35	
TPS042	Switch (Light)	24	M10 x 1.0	N/O	0.90	Replaces original brown and grey parts.
TPS043	Switch (Light)	21	M14 x 1.5	N/C	0.30	
TPS044	Switch (Light)	24	M12 x 1.5	N/C	0.40	
TPS045	Switch (Light)	24	M10 x 1.0	N/C	0.30	Replaces original light blue part.
TPS046	Switch (Light)	24	M10 x 1.0	N/O	2.50	
TPS047	Switch (Light)	21	M16 x 1.5	N/C	0.50	
TPS048	Switch (Light)	24	M10 x 1.0	N/C	0.50	
TPS050	Switch (Light)	21	M16 x 1.5	N/C	0.50	
TPS051	Switch (Light)	24	M10 x 1.0	N/O	0.70	Replaces original brown part.
TPS052	Switch (Light)	24	M10 x 1.0	N/O	0.25	Replaces original dark blue part.
TPS053	Switch (Light)	24	M10 x 1.0	N/O	0.90	Replaces original grey part.
TPS054	Switch (Light)	24	M10 x 1.0	N/O	1.40	Replaces original black part.
TPS055	Switch (Light)	24	M10 x 1.0	N/O	1.80	Replaces original white part.

Quick Reference Guide cont.

Circuit Type: N/C = Normally Closed, N/O = Normally Open

Part No.	Light / Gauge	Spanner	Thread	Circuit Type	Pressure	Notes
TPS056	Switch (Light)	24	M10 x 1.0	N/O	0.50	Replaces original green part.
TPS057	Switch (Light)	24	1/4 - 18 NPT	N/C	0.40	
TPS058	Switch (Light)	24	3/8 NPT	N/C	0.50	
TPS059	Switch (Light)	21	M14 x 1.5	N/C	0.50	
TPS061	Switch (Light)	1"	1/4 - 18 NPT	N/C	0.40	
TPS063	Sensor (Gauge)	14	1/8 GAS			
TPS064	Switch (Light)	27	1/4 - 18 NPT	Dual N/O - N/C		
TPS065	Switch (Light)	27	1/4 - 18 NPT	N/O		
TPS066	Switch (Light)	21	1/4 - 18 NPT	N/O	0.40	
TPS067	Sensor (Gauge)	14	1/8 GAS			
TPS068	Switch (Light)	27	1/8 - 27 NPT	N/O	0.30	
TPS069	Sensor (Gauge)	27	1/4 - 18 NPT			
TPS070	Switch (Light)	27	M14 x 1.5	Dual N/O - N/C	0.30	
TPS071	Sensor	27	M16 x 1.5		0 - 125 PSI	
TPS072	Sensor (Gauge)	14	1/8 GAS			
TPS073	Sensor	27	M14 x 1.5		0 - 127 PSI	
TPS074	Switch (Light)	24	M10 x 1.0	N/C	0.40	
TPS075	Switch (Light)	24	1/4 - 18 NPT	N/C	0.25	
TPS076	Switch (Light)	24	1/8 GAS	N/C	0.20	
TPS077	Switch (Light)	24	M10 x 1.0	N/O	0.25	
TPS078	Switch (Light)	24	1/8 GAS	N/C	0.20	
TPS079	Switch (Light)	24	M10 x 1.0	N/O	1.40	
TPS080	Switch (Light)	24	1/8 GAS	N/C	0.30	
TPS081	Switch (Light)	21	M14 x 1.5	N/C	0.60	
TPS082	Sensor (Gauge)	-	1/8 GAS			
TPS083	Sensor (Gauge)	27	1/8 - 27 NPT			
TPS084	Sensor (Gauge)	27	1/8 - 27 NPT			
TPS085	Sensor (Gauge)	22	1/8 GAS		0 - 112 PSI	
TPS086	Sensor (Gauge)	27	1/8 - 27 NPT	N/O		
TPS087	Sensor (Gauge)	27	1/8 - 27 NPT			
TPS088	Switch (Light)	27	1/8 - 27 NPT	N/C		
TPS089	Switch (Light)	27	3/8 - 18 NPT	N/C		
TPS090	Switch (Light)	24	1/4 - 18 NPT	N/C	0.60	
TPS091	Switch (Light)	24	1/4 - 18 NPT	N/C	0.40	
TPS092	Switch (Light)	24	M10 x 1.0	N/O	0.25	
TPS093	Switch (Light)	24	M10 x 1.0	N/C	1.50	
TPS094	Switch (Light)	21	M16 x 1.5	N/C	0.60	
TPS095	Switch (Light)	24	M12 X 1.5	N/C		
TPS096	Switch (Light)	24	M10 x 1.0	N/O	0.45	
TPS097	Switch (Light)	24	M10 x 1.0	N/O	0.70	
TPS098	Switch (Light)	24	M10 x 1.0	N/O	1.80	
TPS099	Switch (Light)	24	M10 x 1.0	N/O	0.45	
TPS100	Switch (Light)	24	M14 x 1.5	N/C		
TPS101	Switch (Light)	24	1/8 GAS	N/C	0.30	
TPS102	Switch (Light)	24	1/8 GAS	N/C	1.00	
TPS103	Switch (Light)	27	1/8 GAS	N/C	2.50	
TPS104	Switch (Light)	27	1/8 GAS	N/C	0.30	
TPS105	Sensor (Gauge)	17	M12 X 1.5	N/C		

Quick Reference Guide cont.

Circuit Type: N/C = Normally Closed, N/O = Normally Open

Part No.	Light / Gauge	Spanner	Thread	Circuit Type	Pressure	Notes
TPS106	Switch (Light)	27	M12 X 1.5	N/C		
TPS107	Switch (Light)	24	1/4 - 18 NPT	N/C	0.40	
TPS108	Switch (Light)	24	M10 x 1.0	N/O	0.50	
TPS109	Switch (Light)	24	M10 x 1.0	N/O	1.40	
TPS110	Switch (Light)	24	M10 x 1.0	N/O	1.40	
TPS111	Switch (Light)	24	M10 x 1.0	N/O	2.50	
TPS112	Switch (Light)	24	M10 x 1.0	N/O	2.80	
TPS113	Switch (Light)	24	M12 X 1.5	N/C	0.35	
TPS114	Switch (Light)	24	M12 X 1.5	N/C	0.35	
TPS115	Switch (Light)	24	M10 x 1.0	N/O	1.40	
TPS116	Switch (Light)	27	1/8 - 27 NPT	N/C		
TPS117	Switch (Light)	24	1/8 GAS	N/C		
TPS118	Sensor (Gauge)	27	1/8 - 27 NPT			
TPS119	Switch (Light)	27	3/8 - 18 NPT	N/C		
TPS120	Switch (Light)	27	1/8 - 27 NPT	N/C		
TPS121	Switch (Light)	21	1/4 - 18 NPT	N/C		
TPS122	Switch (Light)	21	1/4 - 18 NPT	N/O		
TPS123	Sensor (Gauge)	27	M12 X 1.5			
TPS124		27				
TPS125						
TPS126		24	M12 x 1.5			
TPS127	Switch (Light)	24	M10 x 1.0	N/O		
TPS128	Switch (Light)	24	1/8 - 27 NPT	N/C		
TPS129	Sensor (Gauge)	14	1/8 GAS			
TPS130	Sensor (Gauge)	17	1/8 - 27 NPT			
TPS131	Switch (Light)	24	M10 x 1.0	N/C		
TPS132	Switch (Light)	24	1/8 GAS	N/C	0.40	
TPS133	Switch (Light)	24	1/4 - 18 NPT	N/C	0.40	
TPS134	Switch (Light)	24	1/4 - 18 NPT	N/O		
TPS135	Sensor (Gauge)	27	M10 x 1.25			
TPS136	Sensor (Gauge)	17	1/4 x 28 NPT			
TPS137	Sensor (Gauge)	17	1/8 x 27 NPT			
TPS138	Switch (Light)	24	M10 x 1.0	N/C		
TPS139	Switch (Light)	21	1/8 GAS	N/C		
TPS140	Switch (Light)	27	M12 X 1.5	N/C		
TPS141	Switch (Light)	24	1/8 GAS	N/C		
TPS142	Switch (Light)	21	3/8 x 18 NPT	N/C		
TPS144	Switch (Light)	21	1/4 x 28 NPT	N/C		
TPS145	Switch (Light)					
TPS146	Sensor (Gauge)	27	M16 x 1.5			
TPS147	Switch (Light)	22	M10 x 1.0	N/O		

This section has been included to assist with the identification of Tridon's extensive range of water temperature senders. Photographs and specification tables are shown for each Tridon part number. Specification tables contain sender type, spanner size, thread size, plug type and circuit diagram.

The Tridon water temperature sender range has been developed to operate within original equipment manufacturer's specifications. As Tridon water temperature sender circuits vary always refer to the Tridon vehicle application list to ensure correct part number selection.

Water Temperature Senders



Function

The water temperature sender is used to measure the integrity of the engine cooling system. Located on the engine side of the thermostat in the cooling system, the water temperature sender responds to changes in engine coolant temperature modifying the signal from engine temperature instrumentation. This modified signal is used to determine the engine coolant temperature via water temperature light or gauge.

The most common type of water temperature sender is a thermistor type sender unit, containing semiconductor materials which respond to coolant temperature changes. Most commonly used are thermistors with a negative temperature coefficient (NTC), which respond with decreasing resistance as the temperature increases. This decrease in resistance creates a higher current flow through the bimetal leaf located inside the temperature gauge, indicating the appropriate engine temperature reading.

Selection

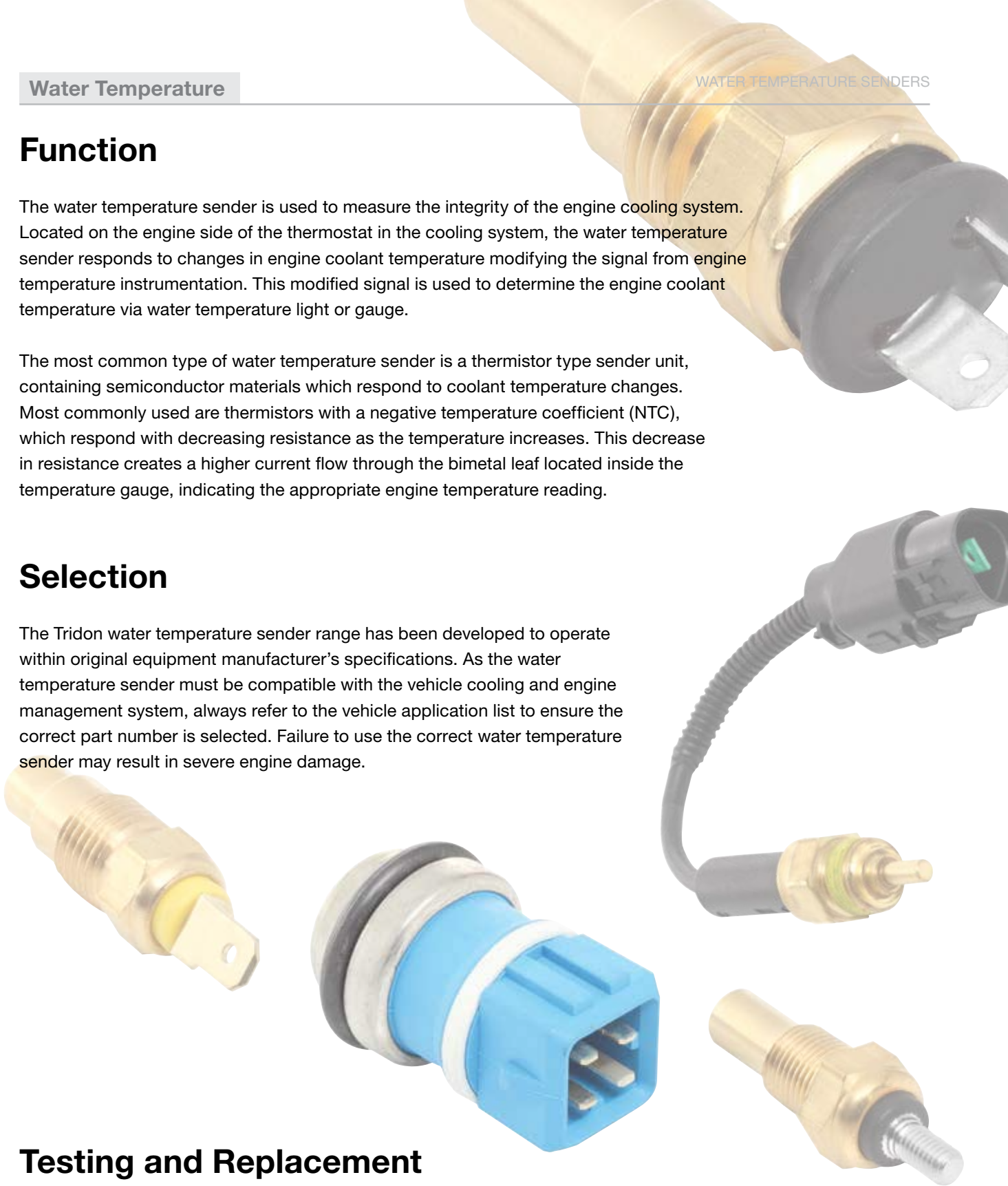
The Tridon water temperature sender range has been developed to operate within original equipment manufacturer's specifications. As the water temperature sender must be compatible with the vehicle cooling and engine management system, always refer to the vehicle application list to ensure the correct part number is selected. Failure to use the correct water temperature sender may result in severe engine damage.

Testing and Replacement

The water temperature sender is an integral component in a vehicle engine warning system; a faulty water temperature sender may provide incorrect warning signals leading to possible engine overheating and potential engine damage.

Water temperature senders should be inspected at regular service intervals, the sender should be checked for any visible signs of contaminant and conductivity. Note the coolant itself, particularly old coolant, incorrect coolant levels or mixture may cause the sender to malfunction.

When a water temperature sender malfunction or fault is suspected, the sender should be checked and replaced by a trained professional.

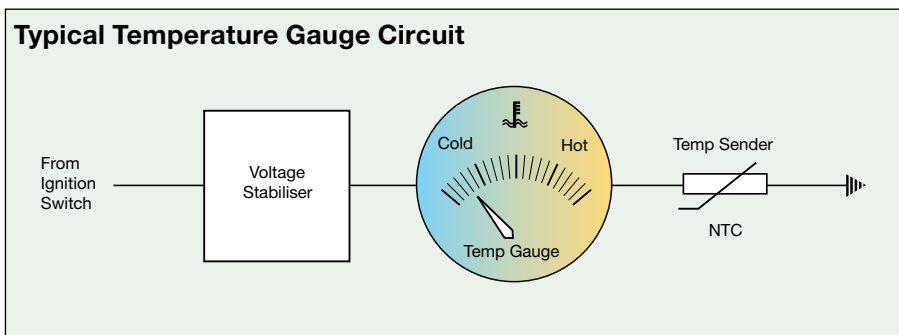


Water Temperature Sender Testing Procedures

1. Remove the water temperature sender from the vehicle.
 2. Check the water temperature sender and cooling system for visible contaminant, conductivity or leaks.
 3. Check correct water temperature sender operation;
 - Suspend the sender in a beaker filled with water so that the bulb is covered.
 - Using an Ohmmeter, measure the resistance across the terminals (or terminal to the body of the sender).
 - Heat the water until a simulated engine operating temperature is achieved (80°C - 100°C). The sender is designed to respond to the change in temperature (as the water temperature increases the sender resistance will decrease or has a negative temperature coefficient NTC).
 - At low temperatures the resistance values may be several thousand ohms (Ω) and reduce to as low as a few hundred ohms (Ω) at normal engine operating temperatures.
- Note: For correct water temperature sender resistance values refer to OEM specifications.
4. Other water temperature circuit tests include;
 - Gauge and light tests with a potentiometer.
 - Wiring tests, open and short circuits.
 - Available voltage (check fuses) - voltage stabiliser or voltage regulator, normally located in the instrument cluster.

The Tridon engine water temperature sender range has been developed to operate within OEM specifications. As sender values may vary, always refer to the Tridon vehicle application list to ensure correct part number selection.

Typical Temperature Gauge Circuit

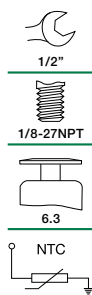


* Test procedure values will vary between make and models and should be used as a guide only.

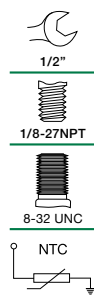
<p>TTS001</p>  <p>12</p> <p>1/8 GAS</p> <p>6.3</p> <p>NTC</p>	<p>TTS002</p>  <p>17</p> <p>M16 x 1.5</p> <p>Ø 4</p> <p>NTC</p>	<p>TTS003</p>  <p>12</p> <p>1/8 GAS</p> <p>Ø 4</p> <p>NTC</p>	<p>TTS004</p>  <p>12</p> <p>1/8 GAS</p> <p>6.3</p> <p>NTC</p>
<p>TTS005</p>  <p>17</p> <p>M16 x 1.5</p> <p>6.3</p> <p>NTC</p>	<p>TTS006</p>  <p>17</p> <p>M16 x 1.5</p> <p>6.3</p> <p>NTC</p>	<p>TTS007</p>  <p>17</p> <p>M16 x 1.5</p> <p>NTC</p> <p>Note: Replaces original black and grey parts.</p>	<p>TTS008</p>  <p>12</p> <p>1/8 GAS</p> <p>NTC</p> <p>Note: Replaces original black and grey parts.</p>
<p>TTS010</p>  <p>17</p> <p>3/8-18NPT</p> <p>8-32 UNC</p> <p>NTC</p>	<p>TTS013</p>  <p>12</p> <p>1/8 GAS</p> <p>Ø 4</p> <p>NTC</p>	<p>TTS014</p>  <p>17</p> <p>M16 x 1.5</p> <p>6.3</p> <p>NTC</p>	<p>TTS015</p>  <p>12</p> <p>M8 x 0.75</p> <p>Ø 4</p> <p>NTC</p>
<p>TTS017</p>  <p>17</p> <p>M16 x 1.5</p> <p>6.3</p> <p>NTC</p>	<p>TTS018</p>  <p>17</p> <p>M16 x 1.5</p> <p>6.3 6.3</p> <p>NTC</p>	<p>TTS020</p>  <p>17</p> <p>M16 x 1.5</p> <p>6.3</p> <p>NTC</p>	<p>TTS021</p>  <p>12</p> <p>M12 x 1.25</p> <p>6.3</p> <p>NTC</p>

IDENTIFICATION GUIDE

TTS022

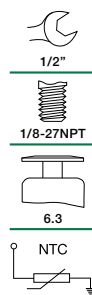


TTS023

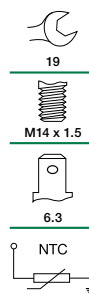


Note: Replaces original white part.

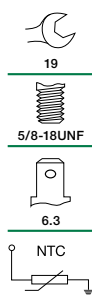
TTS024



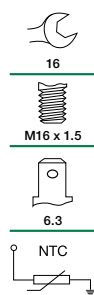
TTS025



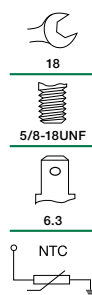
TTS027



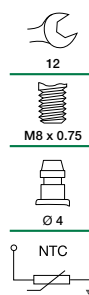
TTS028



TTS029



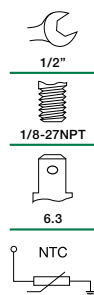
TTS030



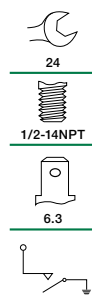
TTS031



TTS032



Note: Replaces original yellow and violet parts.

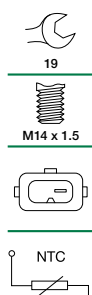
TTS033
(Light)

°C
125

TTS034

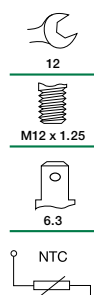


TTS035



Note: Replaces original brown part.

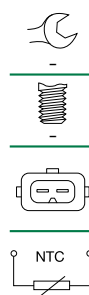
TTS036



TTS037



TTS038



Note: Replaces original black part.

TTS039




19

M14 x 1.5

Ø 4

NTC

TTS040




19

5/8-18UNF

NTC

Note: Replaces original black part.

TTS043



19


M14 x 1.5

Ø 4

NTC

Note: Replaces original light blue part.

TTS044



19

1/8-27NPT

NTC

TTS045




12

M12 x 1.25

6.3

NTC

TTS046



22

M16 x 1.5

NTC

Note: Replaces original brown part.

TTS047




13

1/8-27NPT

6.3

NTC

TTS049



13


1/8-27NPT

Ø 4

NTC

Note: Replaces original green part.

TTS050




19

M14 x 1.5

Ø 4

NTC

TTS051




12

M12 x 1.25

6.3

NTC

TTS052



1/2"


1/8-27NPT

6.3

NTC

Note: Replaces original white part.

TTS054




13

1/8-27NPT

6.3

NTC

TTS055




21

1/8-27NPT

NTC

TTS057




19

M14 x 1.25

PTC

TTS058




19

3/8-18NPT

NTC

TTS059











































































17

3/8-18NPT


8-32 UNC

NTC

IDENTIFICATION GUIDE

<p>TTS060</p>   1/2"  1/8-27NPT  6.3  NTC	<p>TTS061</p>   1/2"  1/8-27NPT  NTC	<p>TTS062</p>   1/2"  1/8-27NPT  6.3  NTC	<p>TTS063</p>   1/2"  1/8-27NPT  6.3  NTC
<p>TTS064</p>   1/2"  1/8-27NPT  6.3  NTC	<p>TTS065</p>   -  -  Ø 4  NTC	<p>TTS066</p>   17  M16 x 1.5  6.3  NTC	<p>TTS067</p>   12  1/8 GAS  6.3  NTC
<p>TTS068</p>   1/2"  1/8-27NPT  6.3  NTC	<p>TTS069</p>   13  1/8 GAS  6.3  NTC	<p>TTS070</p>   13  1/8-27NPT  M5  NTC	<p>TTS071</p>   13  1/8-27NPT  6.3  NTC
<p>TTS072</p>   19  3/8 GAS  NTC	<p>TTS501</p>   22  M14 x 1.5  Ø 4  °C 110	<p>TTS503</p>   21  3/8 GAS  Ø 4  °C 60	<p>TTS504</p>   -  -  °C 120 <p>Note: Replaces original white part.</p>


TTS505



Note: Replaces original red part.

°C 60

TTS506



19
M10 x 1
6.3


°C 90

TTS507



°C 110


TTS508



Note: Replaces original part with green ring.

°C 107/112


TTS509



Note: Replaces original brown part.

°C 112/120


TTS510



Note: Replaces original grey part.


°C 102/115

TTS511



Note: Replaces original violet ring.


TTS512



Note: Replaces original blue with yellow ring.

°C 120

TTS513



Note: Replaces original blue with yellow ring.

°C 100


TTS514



Note: Replaces original blue with white ring.

°C 95


TTS515



Note: Replaces original part with grey ring.


°C 115

TTS516



°C 100


TTS517



Note: Replaces original dark blue - white & yellow parts.

°C 95


TTS518



Note: Replaces original black part with dark blue ring.


°C 100

TTS519



°C 120


TTS520



°C 115

IDENTIFICATION GUIDE

TTS521



22


M16 x 1.5

6.3 6.3

NTC

°C
107

TTS522



22


M16 x 1.5

6.3 6.3

NTC

°C
120

TTS523



20

M14 x 1.25

NTC

°C
120

Quick Reference Guide

Circuit Type: N/C = Normally Closed, N/O = Normally Open

Part No.	Spanner	Thread	Circuit Type	Temp Ratings	Notes
TTS001	12	1/8 GAS			
TTS002	17	M16 x 1.5			
TTS003	12	1/8 GAS			
TTS004	12	1/8 GAS			
TTS005	17	M16 x 1.5			
TTS006	17	M16 x 1.5			
TTS007	17	M16 x 1.5			Replaces original black and grey parts.
TTS008	12	1/8 GAS			Replaces original black and grey parts.
TTS010	17	3/8 - 18 NPT			
TTS013	12	1/8 GAS			
TTS014	17	M16 x 1.25			
TTS015	12	M8 x 0.75			
TTS017	17	M16 x 1.5			
TTS018	17	M16 x 1.5			
TTS020	17	M16 x 1.5			
TTS021	12	M12 x 1.25			
TTS022	1/2"	1/8 - 27 NPT			
TTS023	1/2"	1/8 - 27 NPT			Replaces original white part.
TTS024	1/2"	1/8 - 27 NPT			
TTS025	19	M14 x 1.5			
TTS027	19	5/8 - 18 UNF			
TTS028	17	M16 x 1.5			
TTS029	18	5/8 - 18 UNF			
TTS030	12	M 8 x 0.75			
TTS031	17	M16 x 1.5			
TTS032	1/2"	1/8 - 27 NPT			Replaces original yellow and violet part.
TTS033	24	1/2 - 14 NPT	N/O	125°C	
TTS034	17	M16 x 1.5			
TTS035	19	M14 x 1.5			Replaces original brown part.
TTS036	12	M12 x 1.25			
TTS037	13	1/8 - 27 NPT			
TTS038					Replaces original black part.
TTS039	19	M14 x 1.5			
TTS040	19	5/8 - 18 UNF			Replaces original black part.

Quick Reference Guide cont.

Circuit Type: N/C = Normally Closed, N/O = Normally Open

Part No.	Spanner	Thread	Circuit Type	Temp Ratings	Notes
TTS043	19	M14 x 1.5			Replaces original light blue part.
TTS044	19	1/8 - 27 NPT			
TTS045	13	M12 x 1.5			
TTS046	24	M16 x 1.25			Replaces original brown part.
TTS047	13	1/8 - 27 NPT			
TTS049	13	1/8 - 27 NPT			Replaces original green part.
TTS050	19	M14 x 1.5			
TTS051	12	M12 x 1.25			
TTS052	1/2"	1/8 - 27 NPT			Replaces original white part.
TTS054	13	1/8 - 27 NPT			
TTS055	21	1/8 - 27 NPT			
TTS057	19	M14 x 1.25			
TTS058	19	3/8 - 18 NPT			
TTS059	17	3/8 - 18 NPT			
TTS060	1/2"	1/8 - 27 NPT			
TTS061	1/2"	1/8 - 27 NPT			
TTS062	1/2"	1/8 - 27 NPT			
TTS063	1/2"	1/8 - 27 NPT			
TTS064	1/2"	1/8 - 27 NPT			
TTS065					
TTS066	17	M16 x 1.5			
TTS067	12	1/8 GAS			
TTS068	1/2"	1/8 - 27 NPT			
TTS069	13	1/8 GAS			
TTS070	13	1/8 - 27 NPT			
TTS071	13	1/8 - 27 NPT			
TTS072	19	3/8 GAS			
TTS501	22	M14 x 1.5	N/O	110°C	
TTS503	21	3/8 GAS	N/C	60°C	
TTS504			N/C	120°C	Replaces original white part.
TTS505			N/C	60°C	Replaces original red part.
TTS506	19	M10 x 1.0	N/O	90°C	
TTS507			N/O	110°C	
TTS508			Dual N/O - N/C	107°C / 112°C	Replaces original part with green ring.
TTS509			Dual N/O - N/C	112°C / 120°C	Replaces original brown part.
TTS510			Dual N/O - N/C	102°C / 115°C	Replaces original grey part.
TTS511	20	M14 x 1.25	N/O	60°C	Replaces original violet ring
TTS512	20	M14 x 1.25	N/O	120°C	Replaces original blue with yellow ring
TTS513	19	M10 x 1.0	N/O	100°C	Replaces original blue with yellow ring
TTS514			N/O	95°C	Replaces original blue with white ring
TTS515	20	M14 x 1.25		115°C	Replaces original part with grey ring.
TTS516	22	M14 x 1.5	N/O	100°C	
TTS517			N/O	95°C	Replaces original dark blue - white and yellow parts.
TTS518			N/O	100°C	Replaces original black part with dark blue ring.
TTS519	24	M12 x 1.5		120°C	
TTS520	22	M18 x 1.5		115°C	
TTS521	22	M16 x 1.5		107°C	
TTS522	22	M16 X 1.5		120°C	
TTS523	20	M14 X 1.25			

This section has been included to assist with the identification of Tridon's extensive range of engine coolant sensors. Photographs and specification tables are shown for each Tridon part number. Specification tables contain spanner size, thread size, plug type and circuit diagram.

The Tridon coolant temperature sensor range has been developed to operate within original equipment manufacturer's specifications. As coolant sensor resistance and circuits vary always refer to the Tridon vehicle application list to ensure the correct part number selection.

Coolant Temperature Sensors



Function

The coolant temperature sensor is a device designed to respond to changes in coolant temperature, this response causes a change in signal voltage which is returned to the vehicle computer (ECU). The registered change in voltage signal is then processed by the ECU to determine the engine temperature. The coolant temperature sensor is crucial for the control of temperature based functions performed by the ECU (e.g. ignition, instrumentation, fuel metering and transmission shifting).

There are two types of coolant temperature sensors, the thermocouple type and more commonly used thermistor type, normally located in the water jacket of the engine cylinder head or intake manifold. The thermistor type contains semi-conductor which responds to coolant temperature changes. There are two types commonly used, the first is a material with a positive temperature coefficient (PTC), where the resistance increases as the temperature increases. Alternatively and more commonly used is material with a negative temperature coefficient (NTC), which responds with decreasing resistance as the temperature increases.

The coolant temperature sensor is critical to many temperature based functions performed by the ECU, these include;

- Electronic fuel injection system
 - changes to injector pulse width
 - operation idle speed solenoid
- Ignition timing systems
 - changes to spark timing
- Variable valve timing
- Transmission control
- Electric cooling fan switching control
 - (if separate fan switch is not used)

Selection

The Tridon temperature coolant sensor range has been developed to operate within original equipment manufacturer's specifications. As the coolant sensor must be compatible with the vehicle cooling and engine management system, always refer to the Tridon vehicle application list to ensure the correct part number is selected. Failure to use the correct coolant sensor may result in severe engine damage.



Testing and Replacement

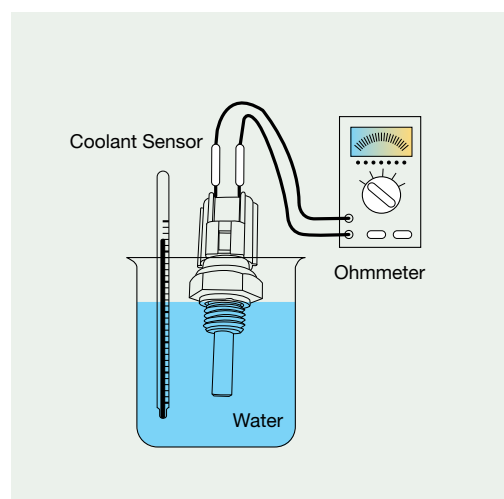
The coolant temperature sensor is an integral component in a vehicle engine management system. A faulty coolant temperature sensor can result in poor engine performance including difficult starting, poor fuel economy, possible overheating and potential engine damage.

Coolant temperature sensors should be inspected at regular service intervals, the sensor should be checked for any visible signs of contaminant and conductivity. Note the coolant itself, particularly old coolant, incorrect coolant levels or mixture may cause the sensor to malfunction.

When a coolant temperature sensor malfunction or fault is suspected the coolant temperature sensor should be checked and replaced by a trained professional.

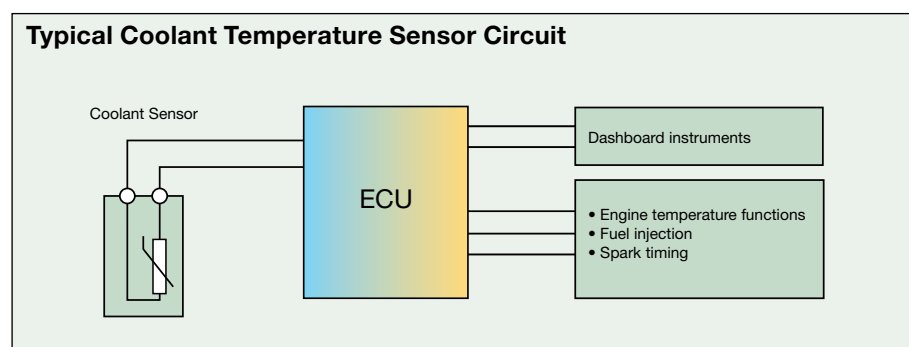
Coolant Temperature Sensor Testing Procedure

1. Remove the coolant temperature sensor from the vehicle.
2. Check the coolant temperature sensor and cooling system for visible contaminant, conductivity or leaks.
3. Check correct coolant temperature sensor operation;
 - Suspend the sensor in a beaker filled with water so that the bulb is covered.
 - Using an Ohmmeter, measure the resistance across the terminals (or terminal to the body of the sender).
 - Heat the water until a simulated engine operating temperature is achieved (80°C - 100°C). The sensor is designed to respond to the change in temperature (as the water temperature increases the sensor resistance will decrease or has a negative temperature coefficient NTC).
 - At low temperatures the resistance values may be several thousand ohms (Ω) and reduce to as low as a few hundred ohms (Ω) at normal engine operating temperatures.




Note: For correct coolant temperature sensor resistance values refer to OEM specifications.

The Tridon coolant temperature sensor range has been developed to operate within OEM specifications. As coolant temperature sensor values may vary, always refer to the Tridon vehicle application list to ensure correct part number selection.



* Test procedure values will vary between make and models and should be used as a guide only.

<p>TCS011</p>  <p>1"</p> <p>3/8-18NPT</p> <p>NTC</p> <p>Note: Replaces original black part.</p>	<p>TCS020</p>  <p>22</p> <p>M16 x 1.5</p> <p>NTC</p> <p>Note: Replaces original black part.</p>	<p>TCS022</p>  <p>17</p> <p>M12 x 1.5</p> <p>NTC</p> <p>Note: Replaces original black part.</p>	<p>TCS024</p>  <p>19</p> <p>M12 x 1.5</p> <p>NTC</p> <p>Note: Replaces original green part.</p>
<p>TCS026</p>  <p>19</p> <p>M12 x 1.5</p> <p>NTC</p> <p>Note: Replaces original white part.</p>	<p>TCS029</p>  <p>19</p> <p>M12 x 1.5</p> <p>NTC</p> <p>Note: Replaces original white and black part.</p>	<p>TCS030</p>  <p>17</p> <p>3/8 GAS</p> <p>6.3 6.3</p> <p>NTC</p> <p>Note: Replaces original black part.</p>	<p>TCS032</p>  <p>19</p> <p>M12 x 1.5</p> <p>NTC</p> <p>Note: Replaces original green and grey part.</p>
<p>TCS035</p>  <p>19</p> <p>3/8 GAS</p> <p>NTC</p> <p>Note: Replaces original green part.</p>	<p>TCS040</p>  <p>19</p> <p>M12 x 1.5</p> <p>NTC</p> <p>Note: Replaces original dark blue part.</p>	<p>TCS045</p>  <p>19</p> <p>M12 x 1.5</p> <p>NTC</p>	<p>TCS050</p>  <p>19</p> <p>3/8 GAS</p> <p>NTC</p> <p>Note: Replaces original black part.</p>
<p>TCS055</p>  <p>19</p> <p>3/8 GAS</p> <p>NTC</p> <p>Note: Replaces original black part.</p>	<p>TCS060</p>  <p>19</p> <p>M12 x 1.5</p> <p>NTC</p> <p>Note: Replaces original black part.</p>	<p>TCS065</p>  <p>19</p> <p>M12 x 1.5</p> <p>NTC</p> <p>Note: Replaces original dark blue part.</p>	<p>TCS070</p>  <p>19</p> <p>3/8-18NPT</p> <p>NTC</p> <p>Note: Replaces original black part.</p>

IDENTIFICATION GUIDE

TCS075

Note: Replaces original red and dark blue parts.

TCS080

Note: Replaces original brown part.

TCS085**TCS090**

Note: Replaces original black part.

TCS091

Note: Replaces original dark blue part.

TCS092**TCS093**

Note: Replaces original black and white parts.

TCS094

Note: Replaces original dark blue part.

TCS095

Note: Replaces original black and yellow parts.

TCS096

Note: Replaces original green part.

TCS097

Note: Replaces original black part.

TCS098

Note: Replaces original white part.

TCS099




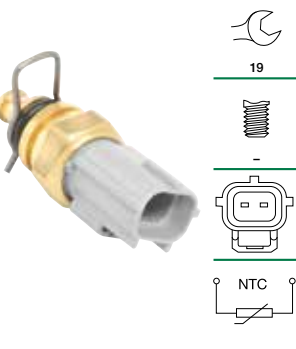

Note: Replaces original black part.

TCS100

Note: Replaces original black part.

TCS101**TCS102**

Note: Replaces original black part.

TCS103**TCS104****TCS105****TCS106****TCS107****TCS108****TCS109****TCS110****TCS111****TCS112****TCS113****TCS114****TCS115****TCS116****TCS117****TCS118**


IDENTIFICATION GUIDE


TCS119   19  M12 x 1.5  NTC	TCS120   19  M12 x 1.5  NTC	TCS121   19  1/8-27NPT  NTC Note: Replaces original black and red parts.	TCS124   19  M12 x 1.5  NTC Note: Replaces original grey part.
TCS125   19  M12 x 1.5  NTC	TCS126   19  3/8 GAS  NTC	TCS127   19  M12 x 1.5  NTC	TCS128   19  M12 x 1.5  NTC Note: Replaces original brown part.
TCS129   19  M12 x 1.75  NTC	TCS130   19  M12 x 1.5  NTC	TCS131   19  M12 x 1.5  NTC	TCS132   19  M12 x 1.5  NTC
TCS133   17  M16 x 1.5  NTC  Ø 4	TCS134   19  M10 x 1.5  NTC	TCS135   22  M14 x 1.5  NTC	TCS136   19  M12 x 1.5  NTC




TCS137   22  1/8 GAS  NTC	TCS138   19  1/8-27 NPT  NTC	TCS139   -  -  NTC	TCS140   -  -  NTC
TCS141   19  M12 x 1.5  NTC	TCS142   -  -  NTC	TCS143   19  M12 X 1.5  NTC	TCS144   -  -  NTC
TCS145   19  M12 x 1.5  NTC	TCS146   19  M12 x 1.5  NTC	TCS147   19  M16 x 1.5  NTC	TCS148   -  -  NTC
TCS149   19  3/8 GAS  NTC	TCS150   -  -  NTC	TCS151   19  3/8-18NPT  NTC	TCS152   19  3/8-18NPT  NTC

IDENTIFICATION GUIDE

TCS153   19  M12 x 1.5  NTC 	TCS154   19  M12 x 1.5  NTC 	TCS155   19  3/8-18 NPT  NTC 	TCS156   19  M12 x 1.5  NTC 
TCS157   21  M12 x 1.5  NTC 	TCS158   -  -  NTC 	TCS159   -  -  NTC 	TCS160   19  M12 x 1.5  NTC 
TCS161   19  M14 x 1.25  PTC 	TCS162   22  M14 x 1.5  NTC 	TCS163   19  M12 x 1.5  NTC 	TCS164   21  M12 x 1.5  NTC 
TCS165   -  -  NTC 	TCS166   17  M10 x 1.25  NTC 	TCS167   17  M10 x 1.25  NTC 	TCS168   17  M10 x 1.25  NTC 

TCS169   19  3/8 GAS  	TCS170   19  M16 x 1.5  	TCS171   -  -  	TCS172   -  -  
TCS173   -  -  	TCS174   19  1/8-27NPT  	TCS176   19  M12 x 1.5  	TCS177   19  M14 x 1.5  
TCS178   15  M10 x 1.5  	TCS179   19  M12 x 1.5  	TCS180   22  M12 x 1.5  	TCS181   -  -  
TCS182   19  M12 x 1.25  	TCS183   19  M12 x 1.5  	TCS184   19  3/8-18NPT  	TCS185   -  -   <p>Image for illustration purposes only. Refer to Tridon website for correct image.</p>

TCS186     	TCS187   19  3/8-18 NPT  	TCS189   19  M10 x 1.5  	TCS190   17  M16 x 1.5  
TCS191   19  3/8-18 NPT  	TCS192   -  M18 x 1.5  	TCS193   -  -  	TCS194   -  -  
TCS195   -  -  	TCS196   -  -  	TCS197   19  M12 x 1.75  	TCS198   19  -  
TCS199   19  3/8-18 NPT  	TCS200   15  M10 x 1.5  	TCS201   -  -  	TCS202   19  3/8-18 NPT  

TCS203**TCS204****TCS205****TCS206****TCS208**

Quick Reference Guide

Part No.	Spanner	Thread	Notes
TCS011	1"	3/8 - 18 NPT	
TCS020	22	M16 x 1.5	Replaces original black part.
TCS022	17	M12 x 1.5	Replaces original black part.
TCS024	19	M12 x 1.5	Replaces original green part.
TCS026	19	M12 x 1.5	Replaces original white part.
TCS029	19	M12 x 1.5	Replaces original white and black part.
TCS030	17	3/8 GAS	Replaces original black part.
TCS032	19	M12 x 1.5	Replaces original green and grey parts.
TCS035	19	3/8 GAS	Replaces original green part.
TCS040	19	M12 x 1.5	Replaces original dark blue part.
TCS045	19	M12 x 1.5	
TCS050	19	3/8 GAS	Replaces original black part.
TCS055	19	3/8 GAS	Replaces original black part.
TCS060	19	M12 x 1.5	Replaces original black part.
TCS065	19	M12 x 1.5	Replaces original dark blue part.
TCS070	19	3/8 - 18 NPT	Replaces original black part.
TCS075	19	M12 x 1.5	Replaces original red and dark blue parts.
TCS080	19	M12 x 1.5	Replaces original brown part.
TCS085	19	3/8 - 18 NPT	
TCS090	19	M12 x 1.5	Replaces original black part.
TCS091			Replaces original dark blue part.
TCS092	19	M10 x 1.0	
TCS093	19	M14 x 1.5	Replaces original white and black parts.
TCS094	19	M12 x 1.5	Replaces original dark blue part.
TCS095			Replaces original black and yellow parts.
TCS096	19	M12 x 1.5	Replaces original green part.
TCS097	22	M14 x 1.5	Replaces original black part.
TCS098	19	M10 x 1.0	Replaces original white part.
TCS099	19	M14 x 1.5	Replaces original black part.
TCS100	22	M14 x 1.5	Replaces original black part.
TCS101			
TCS102	19	M12 x 1.5	Replaces original black part.
TCS103			Replaces original black part.
TCS104			Replaces original green part.
TCS105			Replaces original dark blue and green parts.
TCS106	19	M12 x 1.5	Replaces original black part.

Part No.	Spanner	Thread	Notes
TCS107	22	M12 x 1.5	
TCS108	22	M12 x 1.5	
TCS109	19	M12 x 1.5	
TCS110	21	M12 x 1.5	
TCS111			
TCS112	19		
TCS113	21	M12 x 1.5	
TCS114			
TCS115	21	M12 x 1.5	
TCS116	17	M16 x 1.5	
TCS117	19	M12 x 1.5	
TCS118	19	M12 x 1.5	
TCS119	19	M12 x 1.5	
TCS120	19	M12 x 1.5	
TCS121	19	1/8 - 27 NPT	Replaces original black and red parts.
TCS124	19	M12 x 1.5	Replaces original grey part.
TCS125	19	M12 x 1.5	
TCS126	19	3/8 GAS	
TCS127	19	M12 x 1.5	
TCS128	19	M12 x 1.5	Replaces original brown part.
TCS129	19	M12 x 1.75	
TCS130	19	M12 X 1.5	Blue body
TCS131	19	M12 X 1.5	
TCS132	19	M12 x 1.5	
TCS133	17	M16 x 1.5	
TCS134	19	M10 x 1.5	
TCS135	22	M14 x 1.5	
TCS136	19	M12 x 1.5	
TCS137	22	1/8 GAS	
TCS138	19	1/8 - 27 NPT	
TCS139			
TCS140			
TCS141	19	M12 x 1.5	
TCS142			
TCS143	19	M12 x 1.5	
TCS144			
TCS145	19	M12 x 1.5	
TCS146	19	M12 x 1.5	
TCS147	19	M16 x 1.5	
TCS148			
TCS149	19	3/8 GAS	

Quick Reference Guide cont.

Part No.	Spanner	Thread	Notes
TCS150			
TCS151	19	3/8 - 18 NPT	
TCS152	19	3/8 - 18 NPT	
TCS153	19	M12 x 1.5	
TCS154	19	M12 x 1.5	
TCS155	19	3/8 - 18 NPT	
TCS156	19	M12 x 1.5	
TCS157	21	M12 x 1.5	
TCS158			
TCS159			
TCS160	19	M12 x 1.5	
TCS161	19	M14 x 1.25	
TCS162	22	M14 x 1.5	
TCS163	19	M12 x 1.5	
TCS164	21	M12 x 1.5	
TCS165			
TCS166	17	M10 X 1.25	
TCS167	17	M10 X 1.25	
TCS168	17	M10 X 1.25	
TCS169	19	3/8 GAS	
TCS170	19	M16 x 1.5	
TCS171			
TCS172			
TCS173			
TCS174	19	1/8 - 27 NPT	
TCS176	19	M12 x 1.5	
TCS177	19	M14 x 1.5	
TCS178	15	M10 x 1.5	
TCS179	19	M12 x 1.5	
TCS180	22	M12 x 1.5	
TCS181			
TCS182	19	M12 x 1.25	
TCS183	19	M12 x 1.5	
TCS184	19	3/8 - 18 NPT	
TCS185			
TCS186			
TCS187	19	3/8 - 18 NPT	
TCS188			
TCS189	19	M10 x 1.5	
TCS190	17	M16 x 1.5	
TCS191	19	3/8 - 18 NPT	

Part No.	Spanner	Thread	Notes
TCS192		M18 x 1.5	
TCS193			
TCS194			
TCS195			
TCS196			
TCS197	19	M12 x 1.75	
TCS198	19		
TCS199	19	3/8 - 18 NPT	
TCS200	15	M10 x 1.5	
TCS201			
TCS202	19	3/8 - 18 NPT	
TCS203			
TCS204	19	M12 x 1.5	
TCS205	19	M10 X 1.5	
TCS206			
TCS208	19	M10 X 1.5	

This section has been included to assist with the identification of Tridon's extensive range of thermo fan switches.

Photographs and specification tables are shown for each Tridon part number. Specification tables contain spanner size, thread size, plug type, circuit diagram and temperature rating.

The Tridon thermo fan switch range has been developed to operate within original equipment manufacturer's specifications. As Tridon thermo fan switch circuits vary always refer to the Tridon vehicle application list to ensure correct part number selection.

Thermo Fan Switches



Function

The thermo fan switch is a mechanical switching device designed to respond to changes in coolant temperature allowing the operation of the electric radiator thermo fan(s).

Switching control is achieved through a bimetal alloy leaf, which deflects with changes in temperature opening or closing a set of contacts. Each switch is calibrated to specific ON/OFF temperature ratings.

There are many different circuit functions of the thermo fan switch with variations depending on vehicle manufacturer's specifications.

Common triggering operations are as follows:

Single Speed Fan

- Normally closed between terminals
- Normally open between terminals
- Normally closed between earth and terminals
- Normally open between earth and terminals

Dual Speed Fans

- Double circuit, normally open
- Double circuit - one normally closed, one normally open
- Independent circuits, normally open

Selection

The Tridon thermo fan switch range has been developed to operate within OEM specifications. As the thermo fan switch must be compatible with the vehicle cooling and engine management system, always refer to the Tridon vehicle application list to ensure the correct part number is selected. Failure to use the correct thermo fan switch may result in severe engine damage.

Testing and Replacement

The thermo fan switch is an integral component in a vehicle cooling system; a faulty fan switch can cause possible overheating and potential damage to an engine.

Thermo fan switches should be inspected at regular service intervals.

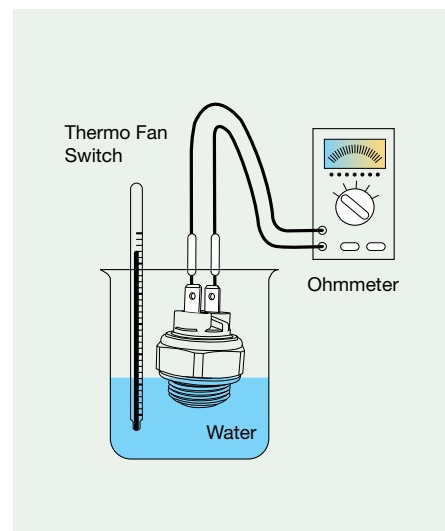
The switch should be checked for any visible signs of contaminant and conductivity. Note that the coolant itself, particularly old coolant, incorrect coolant levels or mixture may cause the thermo fan switch to malfunction.

When a thermo fan switch malfunction or fault is suspected the thermo fan switch should be checked and replaced by a trained professional.

Thermo Fan Switch Testing Procedure

1. Remove the thermo fan switch from the vehicle.
2. Check the thermo fan switch and cooling system for any visible signs of contaminant, conductivity or leaks.
3. Check correct thermo fan switch operation;

- Suspend the switch in a beaker filled with water so that the bulb is covered.
- Using an Ohmmeter, measure for continuity across the switch terminals (or terminal to the body of the sender).
- Heat the water until the simulated fan switch operating temperature is achieved (ON/OFF temperature values located in fan switch identification guide).
- When the correct ON switching temperature is achieved a change in the Ohmmeter will be reading given; an indication switching between the contacts (0Ω or infinite depending to the type of switch).
- Allow the water to cool, as the water temperature reaches the OFF switching temperature the Ohmmeter will return to the original reading (opposite of the previous step).



4. Replace the thermo fan switch if the readings are not as shown above.

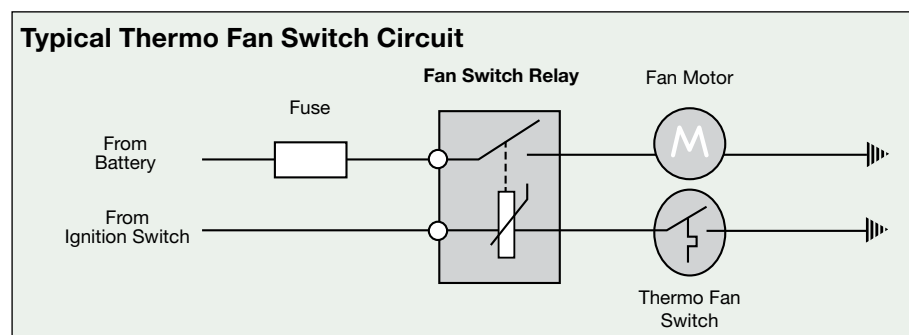
Note:

- Thermo fan switch temperature ranges and switching types may vary.
- Some vehicles have more than one thermo fan switch and more than one thermo fan.
- Please refer to vehicle applications and diagrams for correct thermo fan switch application.

5. Other thermo fan circuit tests include;

- Correct thermo fan motor operation.
- Wiring tests, open and short circuits.
- Relay operation.
- Available voltage (check fuses).

The Tridon thermo fan switch range has been developed to operate with OEM specifications. As thermo fan switch temperature values may vary, always refer to the Tridon vehicle application list to ensure correct part number selection.


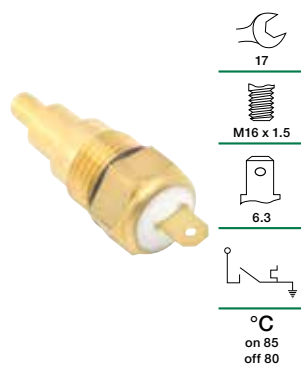


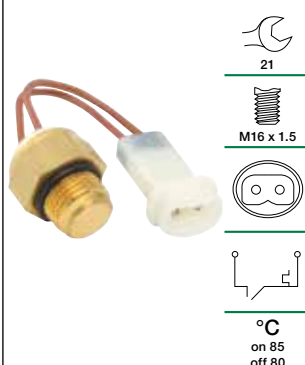




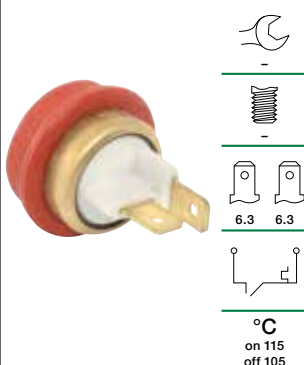

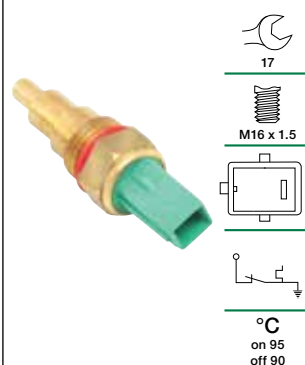




* Test procedure values will vary between make and models and should be used as a guide only.

<p>TFS100</p>  <p>29</p> <p>M22 x 1.5</p> <p>6.3 6.3</p> <p>°C on 90 off 80</p>	<p>TFS101</p>  <p>29</p> <p>M22 x 1.5</p> <p>6.3 6.3</p> <p>°C on 85 off 75</p>	<p>TFS102</p>  <p>29</p> <p>M22 x 1.5</p> <p>6.3 6.3</p> <p>°C on 95 off 90</p>	<p>TFS103</p>  <p>29</p> <p>M22 x 1.5</p> <p>°C on 95 off 90</p>
<p>TFS104</p>  <p>29</p> <p>M22 x 1.5</p> <p>°C on 95-off 85 on 102-off 87</p>	<p>TFS105</p>  <p>22</p> <p>M14 x 1.5</p> <p>6.3 4.8</p> <p>°C on 102 off 97</p>	<p>TFS106</p>  <p>22</p> <p>M14 x 1.5</p> <p>6.3 6.3</p> <p>°C on 95 off 90</p>	<p>TFS107</p>  <p>24</p> <p>M14 x 1.5</p> <p>°C on 91-off 86 on 99-off 94</p>
<p>TFS108</p>  <p>22</p> <p>M14 x 1.5</p> <p>6.3 6.3</p> <p>°C on 100 off 95</p>	<p>TFS109</p>  <p>29</p> <p>M22 x 1.5</p> <p>6.3 6.3</p> <p>°C on 90 off 85</p>	<p>TFS110</p>  <p>21</p> <p>3/8 GAS</p> <p>6.3</p> <p>°C on 85 off 80</p>	<p>TFS111</p>  <p>21</p> <p>3/8 GAS</p> <p>6.3</p> <p>°C on 90 off 85</p>
<p>TFS113</p>  <p>17</p> <p>M16 x 1.5</p> <p>°C on 95 off 90</p>	<p>TFS114</p>  <p>17</p> <p>M16 x 1.5</p> <p>°C on 90 off 85</p>	<p>TFS115</p>  <p>17</p> <p>M16 x 1.5</p> <p>6.3</p> <p>°C on 95 off 90</p>	<p>TFS116</p>  <p>21</p> <p>M16 x 1.5</p> <p>°C on 90 off 85</p>

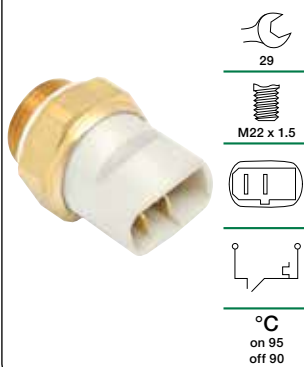

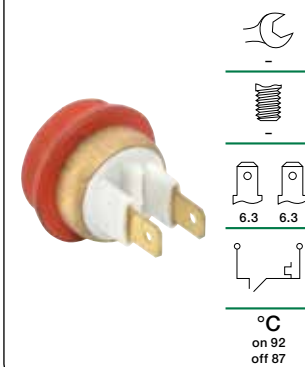

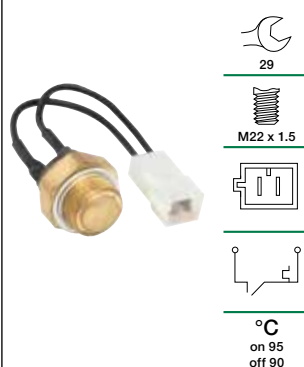
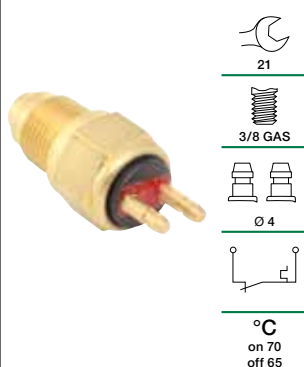

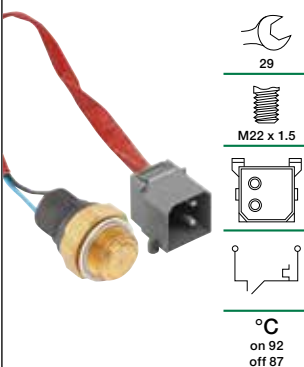
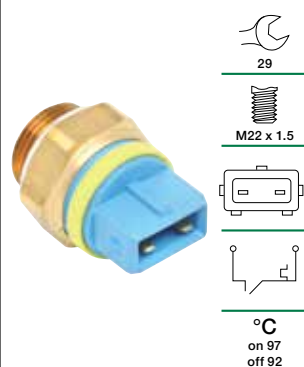





IDENTIFICATION GUIDE

TFS119   19  M16 x 1.5   °C on 90 off 85	TFS120   17  M16 x 1.5   °C on 90 off 85	TFS121   22  M16 x 1.5   °C on 90 off 85	TFS123   24  M16 x 1.5   °C on 92 off 87
TFS124   22  M16 x 1.5   °C on 90 off 85	TFS126   22  M16 x 1.5   °C on 100 off 95	TFS127   22  M16 x 1.5   °C on 90 off 85	TFS128   22  M16 x 1.5   °C on 92 off 77
TFS129   24  M18 x 1.5   °C on 105 off 100	TFS130   24  M18 x 1.5   °C on 90 off 85	TFS131   24  M16 x 1.5   °C on 90 off 85	TFS132   21  M16 x 1.5   °C on 85 off 80
TFS133   21  M16 x 1.5   °C on 90 off 85	TFS134   21  M16 x 1.5   °C on 85 off 80	TFS135   29  M22 x 1.5   °C on 92 off 87	TFS136   17  M16 x 1.5   °C on 90 off 85

TFS137**TFS139****TFS140****TFS141****TFS142****TFS143****TFS144****TFS145****TFS146****TFS147****TFS148****TFS150****TFS151****TFS152****TFS153****TFS154**









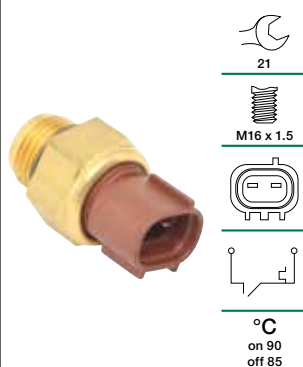




IDENTIFICATION GUIDE

TFS155   21  M16 x 1.5   °C on 50 off 45	TFS156   21  M16 x 1.5   °C on 85 off 80	TFS157   21  M16 x 1.5   °C on 95 off 90	TFS158   24  M18 x 1.5   °C on 95 off 90
TFS159   17  M16 x 1.5   °C on 50 off 45	TFS161   29  M22 x 1.5   °C on 105-off 100 on 120-off 115	TFS162   29  M22 x 1.5   °C on 100 off 95	TFS163   29  M22 x 1.5   °C on 95-off 90 on 105-off 100
TFS164   29  M22 x 1.5   °C on 95-off 90 on 120-off 115	TFS165   29  M22 x 1.5   °C on 105-off 100 on 120-off 115	TFS166   29  M22 x 1.5   °C on 100-off 95 on 105-off 100	TFS167   29  M22 x 1.5   °C on 110-off 105 on 120-off 115
TFS168   21  M16 x 1.5   °C on 90 off 85	TFS169   24  M16 x 1.5  Ø4  °C on 85 off 80	TFS170   29  M22 x 1.5  6.3 6.3  °C on 92 off 87	TFS171   29  M22 x 1.5  6.3 6.3  °C on 87 off 77

TFS173**TFS174****TFS175****TFS176****TFS179****TFS181****TFS182****TFS183****TFS184****TFS185****TFS186****TFS187****TFS188****TFS189****TFS190****TFS191**

IDENTIFICATION GUIDE

TFS193   21  M12 x 1.5   °C on 105 off 100	TFS194   17  M16 x 1.5   °C on 90 off 85	TFS195   24  M16 x 1.5  Ø 4  °C on 90 off 85	TFS196   17  3/8 GAS   °C on 85 off 80
TFS197   19  M16 x 1.5   °C on 95 off 90	TFS198   29  M22 x 1.5   °C on 95 off 90	TFS199   19  M16 x 1.5   °C on 90 off 85	TFS200   24  3/8 GAS  6.3  °C on 92 off 87
TFS201   24  M14 x 1.5   °C on 110 off 105	TFS202   24  3/8 GAS  6.3  °C on 95 off 90	TFS203   17  3/8 GAS   °C on 95 off 90	TFS204   17  M16 x 1.5  6.3  °C on 90 off 85
TFS205   29  M22 x 1.5   °C on 87-off 77 on 92-off 82	TFS206   29  M22 x 1.5   °C on 92-off 87 on 105-off 100	TFS207   29  M22 x 1.5   °C on 97-off 87 on 100-off 95	TFS208   29  M22 x 1.5   °C on 95-off 85 on 102-off 92

TFS209**TFS210****TFS211****TFS212****TFS213****TFS214****TFS215****TFS217****TFS218****TFS219****TFS220****TFS221****TFS222****TFS223****TFS224****TFS225**


IDENTIFICATION GUIDE

TFS226   17  M16 x 1.5   °C on 100 off 95	TFS227   21  M16 x 1.5   °C on 85 off 80	TFS228   17  M16 x 1.5   °C on 90 off 85	TFS229   21  3/8 GAS   °C 17-on
TFS230   21  3/8 GAS  Ø 4  °C 17-off	TFS231   21  3/8 GAS  Ø 4  °C 67-off	TFS233   -  -   °C on 95-off 90 on 102-off 97	TFS234   29  M22 x 1.5  6.3 6.3  °C on 95 off 90
TFS235   22  M16 x 1.5   °C on 85 off 80	TFS236   19  M16 x 1.5  	TFS237   29  M22 x 1.5   °C on 92-off 87 on 97-off 92	TFS238   22  M16 x 1.5   °C on 105 off 100
TFS239   21  3/8 GAS   °C on 105 off 100	TFS240   21  3/8 GAS  Ø 4  °C on 60 off 55	TFS241   24  M14 x 1.5   °C on 80-off 75 on 88-off 83	TFS242   14  3/8 GAS  6.3 

Thermo Fan Switch Style


This section has been included to assist with Tridon thermo fan switch selection. Each thermo fan switch style includes corresponding Tridon part number with temperature range, photograph and specification table.

Style A




Part No.	on	off
TFS100	90°C	80°C
TFS101	85°C	75°C
TFS102	95°C	90°C
TFS109	90°C	85°C
TFS135	92°C	87°C
TFS145	102°C	97°C
TFS170	92°C	87°C
TFS171	87°C	77°C
TFS234	95°C	90°C

Style B




Part No.	on	off
TFS106	95°C	90°C
TFS108	100°C	95°C
TFS187	95°C	90°C

Style C



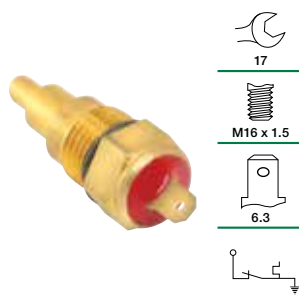
Part No.	on	off
TFS110	85°C	80°C
TFS111	90°C	85°C

Style D




Part No.	on	off
TFS113	95°C	90°C
TFS114	90°C	85°C

Style E



Part No.	on	off
TFS115	95°C	90°C
TFS136	90°C	85°C

Style F




Part No.	on	off
TFS119	90°C	85°C
TFS197	95°C	90°C

Style G




Part No.	on	off
TFS120	90°C	85°C
TFS153	85°C	80°C

Style H



Part No.	on	off
TFS124	90°C	85°C
TFS126	100°C	95°C
TFS127	90°C	85°C
TFS128	92°C	77°C

Style I




Part No.	on	off
TFS131	90°C	85°C
TFS169	85°C	80°C
TFS183	95°C	90°C

Style J



Part No.	on	off
TFS137	105°C	100°C
TFS154	105°C	100°C

Style K



Part No.	on	off
TFS157	95°C	90°C
TFS220	90°C	85°C

Style L



24



3/8 GAS



6.3



Part No.	on	off
TFS200	92°C	87°C
TFS202	95°C	90°C

Style M



29



M22 x 1.5



Part No.	on	off
TFS164	95°C 120°C	90°C 115°C
TFS165	105°C 120°C	100°C 115°C
TFS215	110°C 120°C	105°C 115°C

Style N



29



M22 x 1.5



Part No.	on	off
TFS163	95°C 105°C	90°C 100°C
TFS166	100°C 105°C	95°C 100°C
TFS224	95°C 105°C	90°C 100°C

Style O



29



M22 x 1.5



Part No.	on	off
TFS104	95°C 102°C	85°C 87°C
TFS205	87°C 92°C	77°C 82°C
TFS208	95°C 102°C	85°C 92°C

Style P



29



M22 x 1.5



Part No.	on	off
TFS162	100°C	95°C
TFS221	87°C	82°C

Style Q



24



M18 x 1.5



Part No.	on	off
TFS158	95°C	90°C
TFS225	90°C	85°C

Style R



21



3/8 GAS



Ø 4



Part No.	on	off
TFS181	70°C	65°C
TFS230	17°C	off
TFS231	67°C	off

Style S



24



M14 x 1.5



Part No.	on	off
TFS107	91°C 99°C	86°C 94°C
TFS241	80°C 88°C	75°C 83°C

Style T



29



M22 x 1.5



Part No.	on	off
TFS211	90°C 97°C	80°C 87°C
TFS212	87°C 92°C	77°C 82°C
TFS213	95°C 102°C	90°C 97°C
TFS214	80°C 87°C	75°C 82°C

Style U



24



M18 x 1.5



Part No.	on	off
TFS129	105°C	100°C
TFS130	90°C	85°C

Style V



17



M16 x 1.5



Part No.	on	off
TFS150	90°C	85°C
TFS159	50°C	45°C

Style W



17



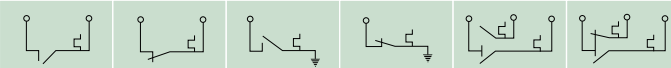
3/8 GAS



Part No.	on	off
TFS196	85°C	80°C
TFS225	95°C	90°C

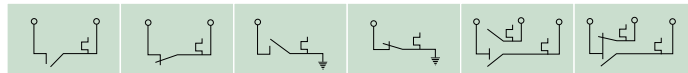
Circuit Type: N/C = Normally Closed, N/O = Normally Open

Quick Reference Guide

Tridon Part No.	Style	Terminals	Temp °C on-off						
				N/O Term	N/C Term	N/O Ground	N/C Ground	Dual N/O-N/O	Dual N/C-N/O
TFS100	Style A	2	90 - 80	X					
TFS101	Style A	2	85 - 75	X					
TFS102	Style A	2	95 - 90	X					
TFS103		2	95 - 90	X					
TFS104	Style O	3	95 - 85 & 102 - 87					X	
TFS105		2	102 - 97	X					
TFS106	Style B	2	95 - 90	X					
TFS107	Style S	3	91 - 86 & 99 - 94					X	
TFS108	Style B	2	100 - 95	X					
TFS109	Style A	2	90 - 85	X					
TFS110	Style C	1	85 - 80			X			
TFS111	Style C	1	90 - 85			X			
TFS113	Style D	1	95 - 90			X			
TFS114	Style D	1	90 - 85			X			
TFS115	Style E	1	95 - 90				X		
TFS116		2	90 - 85	X					
TFS119	Style F	2	90 - 85		X				
TFS120	Style G	1	90 - 85				X		
TFS121		2	90 - 85	X					
TFS123		2	92 - 87	X					
TFS124	Style H	2	90 - 85	X					
TFS126	Style H	2	100 - 95	X					
TFS127	Style H	2	90 - 85	X					
TFS128	Style H	2	92 - 77	X					
TFS129	Style U	2	105 - 100	X					
TFS130	Style U	2	90 - 85	X					
TFS131	Style I	2	90 - 85	X					
TFS132		2	85 - 80	X					
TFS133		2	90 - 85	X					
TFS134		2	85 - 80	X					
TFS135	Style A	2	92 - 87	X					
TFS136	Style E	1	90 - 85				X		
TFS137	Style J	1	105 - 100			X			
TFS139		1	85 - 80			X			
TFS140		2	85 - 80	X					
TFS141		2	85 - 80	X					
TFS142		2	85 - 80	X					
TFS143		2	90 - 85	X					
TFS144		2	90 - 85	X					
TFS145	Style A	2	102 - 97	X					
TFS146		2	115 - 110		X				
TFS147		2	115 - 105	X					
TFS148		2	95 - 90	X					
TFS150	Style V	1	90 - 85				X		
TFS151		1	95 - 90				X		
TFS152		2	90 - 85		X				

Circuit Type: N/C = Normally Closed, N/O = Normally Open

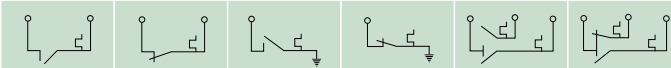
Quick Reference Guide cont.



Tridon Part No.	Style	Terminals	Temp °C on-off	N/O Term	N/C Term	N/O Ground	N/C Ground	Dual N/O-N/O	Dual N/C-N/O
TFS153	Style G	1	85 - 80				X		
TFS154	Style J	1	105 - 100			X			
TFS155		1	50 - 45			X			
TFS156		2	85 - 80	X					
TFS157	Style K	2	95 - 90	X					
TFS158	Style Q	2	95 - 90	X					
TFS159	Style V	1	50 - 45				X		
TFS161		3	105 - 100 & 120 - 115						X
TFS162	Style P	2	100 - 95	X					
TFS163	Style N	3	95 - 90 & 105 - 100					X	
TFS164	Style M	3	95 - 90 & 120 - 115						X
TFS165	Style M	3	105 - 100 & 120 - 115						X
TFS166	Style N	3	100 - 95 & 105 - 100					X	
TFS167		3	110 - 105 & 120 - 115						X
TFS168		2	90 - 85	X					
TFS169	Style I	2	85 - 80	X					
TFS170	Style A	2	92 - 87	X					
TFS171	Style A	2	87 - 77	X					
TFS173		2	95 - 90	X					
TFS174		1	92 - 87			X			
TFS175		2	92 - 87	X					
TFS176		2	90 - 85	X					
TFS179		2	95 - 90	X					
TFS181	Style R	2	70 - 65		X				
TFS182		2	92 - 82	X					
TFS183	Style I	2	95 - 90	X					
TFS184		2	92 - 87	X					
TFS185		2	97 - 92	X					
TFS186		2	100 - 95	X					
TFS187	Style B	2	95 - 90	X					
TFS188		2	105 - 100	X					
TFS189		2	100 - 95	X					
TFS190		2	95 - 90	X					
TFS191		1	90 - 85				X		
TFS193		2	105 - 100	X					
TFS194		1	90 - 85			X			
TFS195		1	90 - 85			X			
TFS196	Style W	1	85 - 80			X			
TFS197	Style F	2	95 - 90		X				
TFS198		2	95 - 90	X					
TFS199		2	90 - 85	X					
TFS200	Style L	1	92 - 87			X			
TFS201		2	110 - 105		X				
TFS202	Style L	1	95 - 90			X			
TFS203	Style W	1	95 - 90			X			
TFS204	Style E	1	90 - 85				X		

Circuit Type: N/C = Normally Closed, N/O = Normally Open


Quick Reference Guide cont.

Tridon Part No.	Style	Terminals	Temp °C on-off						
				N/O Term	N/C Term	N/O Ground	N/C Ground	Dual N/O-N/O	Dual N/C-N/O
TFS205	Style O	3	87 - 77 & 92 - 82					X	
TFS206		3	92 - 87 & 105 - 100					X	
TFS207		3	97 - 87 & 100 - 95					X	
TFS208	Style O	3	95 - 85 & 102 - 92					X	
TFS209		3	100 - 95 & 107 - 102					X	
TFS210		3	87 - 77 & 92 - 82					X	
TFS211	Style T	3	90 - 80 & 97 - 87					X	
TFS212	Style T	3	87 - 77 & 92 - 82					X	
TFS213	Style T	3	95 - 90 & 102 - 97					X	
TFS214	Style T	3	80 - 75 & 87 - 82					X	
TFS215	Style M	3	110 - 105 & 120 - 115						X
TFS217		3	90 - 85 & 97 - 92					X	
TFS218		3	97 - 87 & 102 - 97					X	
TFS219		4	95 - 90 & 102 - 97					X	
TFS220	Style K	2	90 - 85	X					
TFS221	Style P	2	87 - 82	X					
TFS222		2	102 - 97	X					
TFS223		2	100 - 95	X					
TFS224	Style N	3	95 - 90 & 105 - 100					X	
TFS225	Style Q	2	90 - 85	X					
TFS226		1	100 - 95			X			
TFS227		2	85 - 80	X					
TFS228		2	90 - 85	X					
TFS229		2	17 - on	X					
TFS230	Style R	2	17 - off		X				
TFS231	Style R	2	67 - off		X				
TFS233		4	95 - 90 & 102 - 97					X	
TFS234	Style A	2	95 - 90	X					
TFS235		2	85 - 80	X					
TFS236		2							
TFS237		3	92 - 87 & 97 - 92					X	
TFS238		2	105 - 100	X					
TFS239		2	105 - 100	X					
TFS240		2	60 - 55		X				
TFS241	Style S	3	80 - 75 & 88 - 83					X	
TFS242		1		X					

This section has been included to assist with the identification of Tridon's extensive range of stop light switches. Photographs and specification tables are shown for each Tridon Part number. Specification tables contain spanner size, thread size, plug type and circuit diagram.

The Tridon stop light switch range has been developed to operate within original equipment manufacturer's specifications. As Tridon stop light switch circuits vary always refer to the Tridon vehicle application list to ensure correct part number selection.

Stop Light Switches



Function

The stop light switch is a mechanical device of which the primary function is to control circuit switching for the operation of the vehicles stop lights. Normally located within the brake pedal assembly, the stop light switch is activated by the application of the brake pedal, closing a set of contacts allowing current to flow through the stop light circuit.

Secondary functions of the stop light switch may include use on vehicles fitted with cruise control or an automatic transmission.

For use on vehicles fitted with cruise control, the stop light switch is used to interrupt the cruise control circuit, disengaging the cruise control when the brake is applied. This circuit uses a secondary set of contacts which open when the brake pedal is applied.

On vehicles fitted with an automatic transmission, the stop light switch is used to interrupt the gear shift lock mechanism allowing the transmission lever to be engaged after the brake has been applied.

Selection

The Tridon stop light switch range has been developed to operate within OEM specifications. As the stop light switch must be compatible with the vehicle brake and electrical system, always refer to the vehicle application list to ensure the correct part number is selected. Failure to use the correct stoplight switch may result in a lack of stop light operation, a serious safety issue.

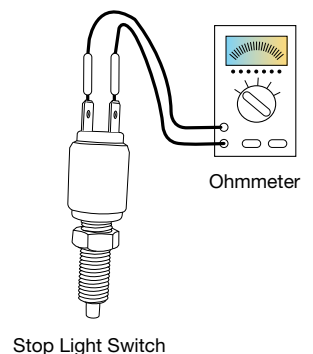
When a stop light switch malfunction or fault is suspected, the stop light switch should be checked and replaced by a trained professional.

Testing and Replacement

Stop Light Switch Testing Procedure

1. Ensure correct plunger adjustment.
 - The stop light switch plunger should be slightly compressed when the brake pedal is in a resting position.
 - When the brake pedal is applied the plunger should release.
2. Check correct stop light switch operation.
 - Using an Ohmmeter, measure for continuity across the stop light switch terminals.
 - Determine the stop light switch circuit type, normally open or normally closed.
 - With the plunger depressed (the brake pedal in a resting position), the reading should be infinite or open circuit.*
 - As the plunger is slowly released (application of the brake pedal), the reading should become zero (0Ω), or show a closed circuit between the contacts.*

*Readings will be reversed if the stop light switch is normally closed design.



3. Replace the stop light switch if the readings are not as outlined in point 2.

Note:

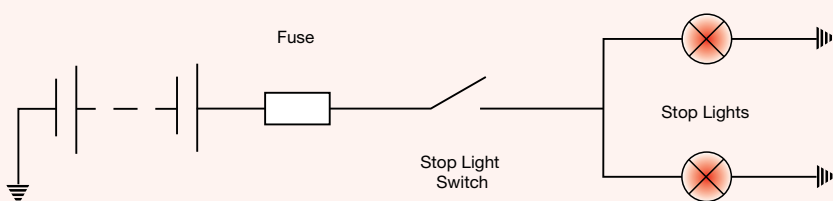
For vehicles fitted with cruise control or an automatic transmission, the stop light switch may have more than two terminals and contain more than one circuit; refer to vehicle applications and diagrams for correct stop light switch application.

4. Other stop light circuit tests include;

- Faulty or blown stop light globes
- Wiring tests, open and short circuits
- Available voltage (check fuses)















The Tridon stop light switch range has been developed to operate with OEM specifications. As switch circuits and operation may vary, always refer to the Tridon vehicle application list to ensure correct part number selection.

Typical Stop Light Circuit



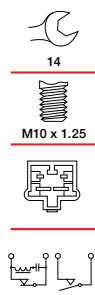
* Test procedure values will vary between make and models and should be used as a guide only.



TBS001**TBS002****TBS003****TBS004****TBS005****TBS006****TBS007****TBS008****TBS009****TBS010****TBS011****TBS012****TBS014****TBS015****TBS016****TBS017**

IDENTIFICATION GUIDE

TBS018



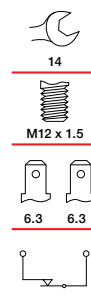
TBS019



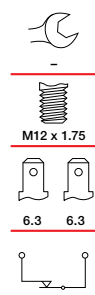
TBS020



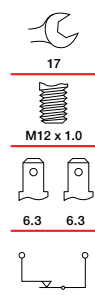
TBS021



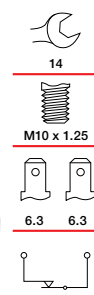
TBS022



TBS023



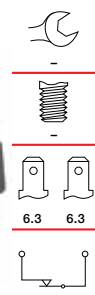
TBS024



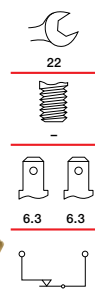
TBS025



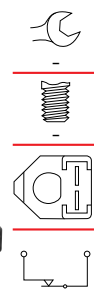
TBS026



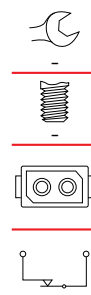
TBS027



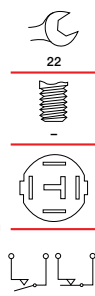
TBS028



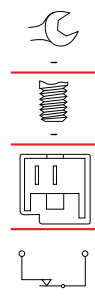
TBS029



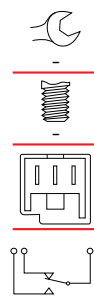
TBS030



TBS031



TBS032

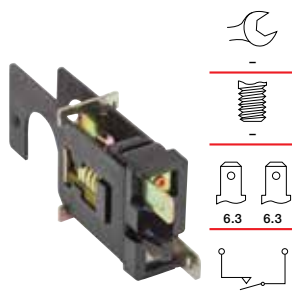
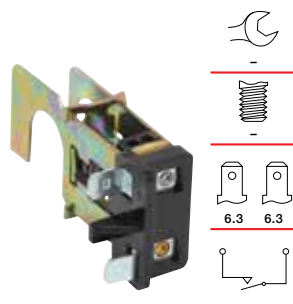
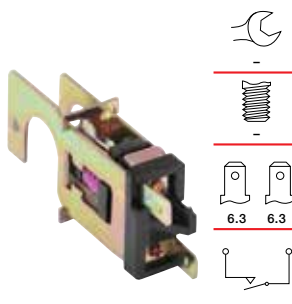
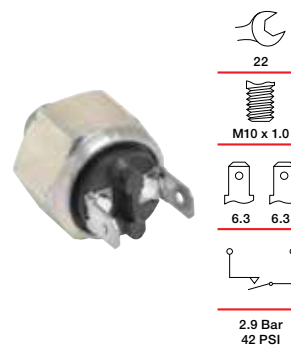



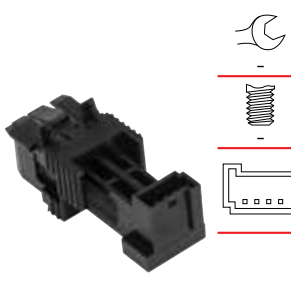
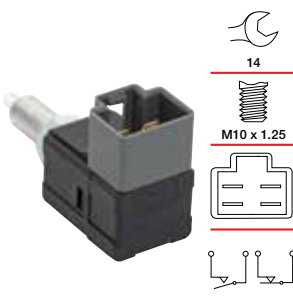



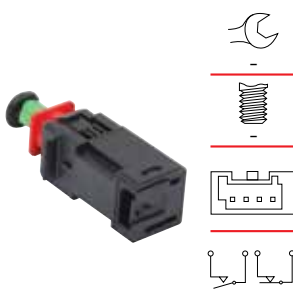
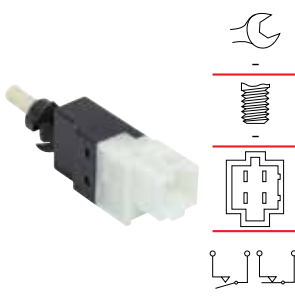
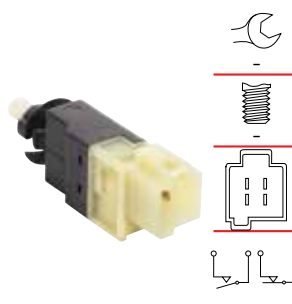



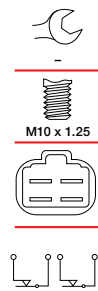
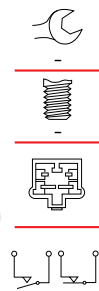
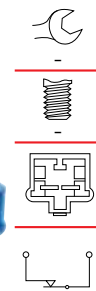
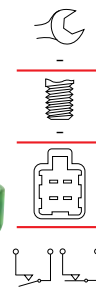
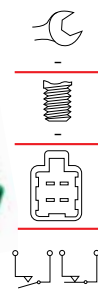
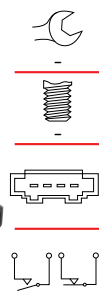
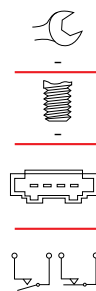
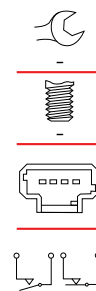
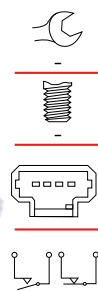
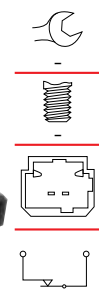
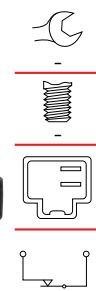
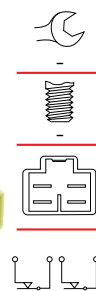
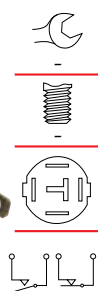
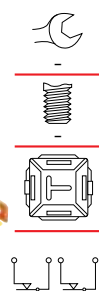
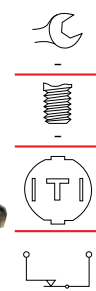
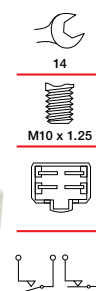
TBS033



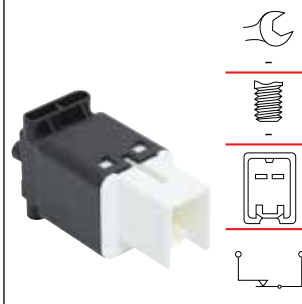



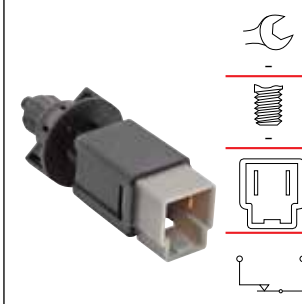


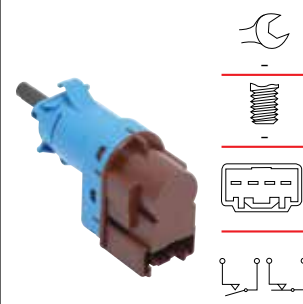







<p>TBS034</p>  <p>Wrench icon - Spring icon M16 x 1.5 Terminal block icon Switch symbol</p>	<p>TBS035</p>  <p>Wrench icon - Spring icon - Terminal block icon Switch symbol</p>	<p>TBS036</p>  <p>Wrench icon 22 Spring icon - Terminal block icon Switch symbol</p>	<p>TBS037</p>  <p>Wrench icon 22 Spring icon M12 x 1.5 6.3 4.6 Terminal block icon Switch symbol</p>
<p>TBS038</p>  <p>Wrench icon - Spring icon M12 x 1.5 Terminal block icon Switch symbol</p>	<p>TBS039</p>  <p>Wrench icon - Spring icon - Terminal block icon Switch symbol</p>	<p>TBS040</p>  <p>Wrench icon - Spring icon - Terminal block icon Switch symbol</p>	<p>TBS041</p>  <p>Wrench icon 14 Spring icon M10 x 1.25 Terminal block icon Switch symbol</p>
<p>TBS042</p>  <p>Wrench icon 14 Spring icon M10 x 1.5 Terminal block icon Switch symbol</p>	<p>TBS043</p>  <p>Wrench icon 22 Spring icon - Terminal block icon Switch symbol</p>	<p>TBS044</p>  <p>Wrench icon 25 Spring icon 1/8-27 NPT 6.3 6.3 2.9 Bar 42 PSI Terminal block icon Switch symbol</p>	<p>TBS045</p>  <p>Wrench icon 14 Spring icon - Terminal block icon Switch symbol</p>
<p>TBS046</p>  <p>Wrench icon - Spring icon - Terminal block icon Switch symbol</p>	<p>TBS047</p>  <p>Wrench icon - Spring icon - 6.3 6.3 Terminal block icon Switch symbol</p>	<p>TBS048</p>  <p>Wrench icon - Spring icon M10 x 1.25 Terminal block icon Switch symbol</p>	<p>TBS049</p>  <p>Wrench icon - Spring icon M12 x 1.5 Terminal block icon Switch symbol</p>

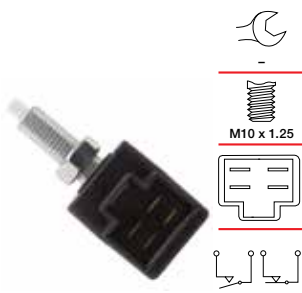



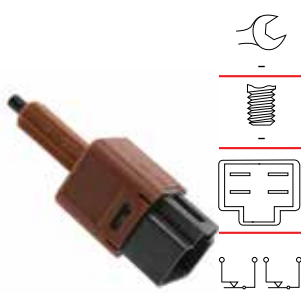
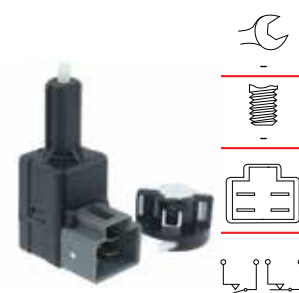
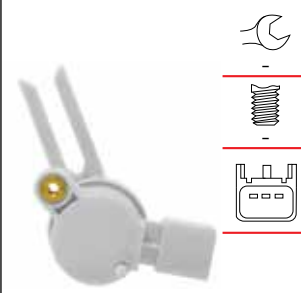



<p>TBS050</p>     	<p>TBS051</p>     	<p>TBS052</p>     	<p>TBS053</p>     
<p>TBS054</p>     	<p>TBS055</p>     	<p>TBS056</p>     	<p>TBS057</p>     
<p>TBS058</p>     	<p>TBS059</p>     	<p>TBS060</p>     	<p>TBS061</p>     
<p>TBS063</p>     	<p>TBS064</p>     	<p>TBS065</p>     	<p>TBS067</p>     

TBS068**TBS069****TBS070****TBS071****TBS072****TBS073****TBS074****TBS075****TBS078****TBS079****TBS080****TBS081****TBS082****TBS083****TBS084****TBS085**

TBS086**TBS087****TBS088****TBS089****TBS090****TBS091****TBS092****TBS093****TBS094****TBS095****TBS096****TBS097****TBS098****TBS099****TBS100****TBS101**

TBS102**TBS103****TBS104****TBS105****TBS106****TBS107****TBS108****TBS109****TBS110****TBS111****TBS112****TBS113****TBS114****TBS115****TBS116****TBS117**

TBS118     	TBS119     	TBS120     	TBS121     
TBS122     	TBS123     	TBS124     	TBS125     
TBS126     	TBS127     	TBS128     	TBS129     
TBS130     	TBS131     	TBS132     	TBS133     

TBS134**TBS135****TBS136****TBS137****TBS138****TBS139****TBS140****TBS141****TBS142****TBS143****TBS144****TBS145****TBS146**

Quick Reference Guide

Circuit Type: N/C = Normally Closed, N/O = Normally Open

Part No.	Spanner	Thread	Circuit Type
TBS001	14	M10 x 1.25	Dual N/O - N/C
TBS002	14	M10 x 1.25	N/C
TBS003	14	M10 x 1.25	N/C
TBS004	14	M10 x 1.25	N/C
TBS005	14	M10 x 1.25	N/C
TBS006	14	M10 x 1.25	N/C
TBS007	14	M10 x 1.25	N/C
TBS008	14	M10 x 1.25	N/C
TBS009	14	M10 x 1.25	N/C
TBS010	14	M10 x 1.25	N/C
TBS011	14	M10 x 1.25	N/C
TBS012	14	M10 x 1.25	N/C
TBS014	14	M10 x 1.25	N/C
TBS015	14	M10 x 1.25	N/C
TBS016	14	M10 x 1.25	Dual N/O - N/C
TBS017	14	M10 x 1.25	Dual N/O - N/C
TBS018	14	M10 x 1.25	Dual N/O - N/C
TBS019	14	M10 x 1.25	Dual N/C - N/C
TBS020	14	M10 x 1.25	Dual N/O - N/C
TBS021	14	M12 x 1.5	N/C
TBS022		M12 x 1.75	N/C
TBS023	17	M12 x 1	N/C
TBS024	14	M10 x 1.25	N/C
TBS025		1/2 - 20 UNF	N/C
TBS026			N/C
TBS027	22		N/C
TBS028			N/C
TBS029			N/C
TBS030	22		Dual N/O - N/C
TBS031			N/C
TBS032			
TBS033	15	M12 x 1.5	Dual N/O - N/C
TBS034		M16 x 1.5	N/C
TBS035			Dual N/C - N/C
TBS036	22		
TBS037	22	M12 x 1.5	N/C
TBS038		M12 x 1.5	N/C
TBS039			Dual N/O - N/C
TBS040			N/C
TBS041	14	M10 x 1.25	N/C

Part No.	Spanner	Thread	Circuit Type
TBS042	14	M10 x 1.5	Dual N/O - N/C
TBS043	22		N/C
TBS044	25	1/8 - 27 NPT	N/O
TBS045	14		N/C
TBS046			N/C
TBS047			N/C
TBS048		M10 x 1.25	Dual N/O - N/C
TBS049		M12 x 1.5	Dual N/O - N/C
TBS050			N/C
TBS051			Dual N/O - N/C
TBS052			N/C
TBS053			Dual N/O - N/C
TBS054			Dual N/O - N/C
TBS055			Dual N/O - N/C
TBS056			N/C
TBS057			N/C
TBS058			Dual N/O - N/C
TBS059			Dual N/O - N/C
TBS060			N/O
TBS061			Dual N/O - N/C
TBS063	14	M10 x 1.25	Dual N/O - N/C
TBS064			N/O
TBS065			Dual N/O - N/C
TBS067			
TBS068			N/O
TBS069			N/O
TBS070			N/O
TBS071	22	M10 x 1.0	N/O
TBS072	17	M12 x 1.25	N/C
TBS073			Dual N/O - N/C
TBS074			N/O
TBS075			
TBS078	14	M10 x 1.25	Dual N/O - N/C
TBS079			N/C
TBS080			N/C
TBS081			N/C
TBS082			Dual N/O - N/C
TBS083			Dual N/O - N/C
TBS084			Dual N/O - N/C
TBS085			Dual N/O - N/C

Quick Reference Guide cont.

Circuit Type: N/C = Normally Closed, N/O = Normally Open

Part No.	Spanner	Thread	Circuit Type
TBS086	14	M10 x 1.25	Dual N/C - N/C
TBS087			Dual N/O - N/C
TBS088			N/C
TBS089			Dual N/O - N/C
TBS090			Dual N/O - N/C
TBS091			Dual N/O - N/C
TBS092			Dual N/O - N/C
TBS093			Dual N/O - N/C
TBS094			Dual N/O - N/C
TBS095			N/C
TBS096			N/C
TBS097			Dual N/C - N/C
TBS098			Dual N/O - N/C
TBS099			Dual N/C - N/C
TBS100			N/C
TBS101	14	M10 x 1.25	Dual N/O - N/C
TBS102			N/C
TBS103			Dual N/O - N/C
TBS104			Dual N/O - N/C
TBS105			N/C
TBS106			Dual N/O - N/C
TBS107			Dual N/O - N/C
TBS108			Dual N/O - N/C
TBS109			N/C
TBS110			Dual N/C - N/C
TBS111			Dual N/O - N/C
TBS112			Dual N/O - N/C
TBS113			Dual N/C - N/O
TBS114			Dual N/O - N/C
TBS115			Dual N/O - N/C
TBS116			N/C
TBS117			Dual N/O - N/C
TBS118			Dual N/O - N/C
TBS119			N/O
TBS120			Dual N/C - N/O
TBS121			N/O
TBS122			
TBS123			Dual N/O - N/C
TBS124			
TBS125			

Part No.	Spanner	Thread	Circuit Type
TBS126			N/C
TBS127	17	M10 x 1.25	N/C
TBS128	14	M10 x 1.25	Dual N/O - N/C
TBS129			
TBS130			
TBS131			N/C
TBS132			Dual N/O - N/O
TBS133			
TBS134		M10 x 1.25	Dual N/O - N/C
TBS135			Dual N/O - N/C
TBS136			
TBS137			
TBS138			
TBS139			Dual N/C - N/C
TBS140			Dual N/O - N/C
TBS141			
TBS142			Dual N/C - N/C
TBS143			
TBS144			
TBS145			
TBS146			N/C

This section has been included to assist with the identification of Tridon's extensive range of reverse light switches.

Photographs and specification tables are shown for each Tridon part number. Specification tables contain spanner size, thread size, plug type and circuit diagram.

The Tridon reverse light switch range has been developed to operate within original equipment manufacturer's specifications. As Tridon reverse light switch circuits vary always refer to the Tridon vehicle application list to ensure correct part number selection.

Reverse Light Switches



Function

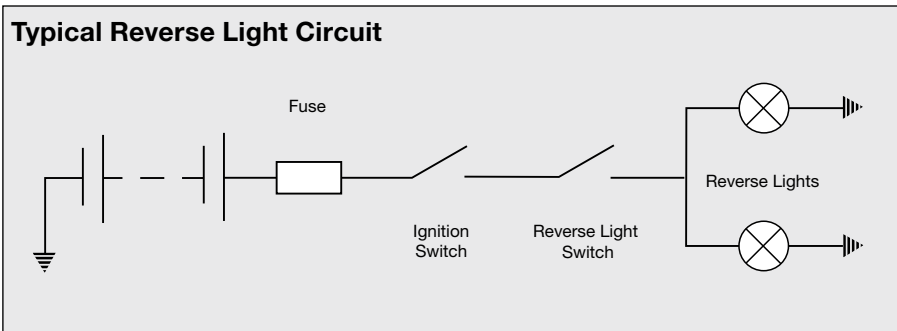
The reverse light switch is a mechanical device whose primary function is to control circuit switching for the operation of the vehicle reverse lights.

Normally located within the gearbox (manual transmission), the reverse light switch is activated when reverse gear is selected. There are commonly two different switch circuit types, which may vary depending on vehicle manufacturer's specifications.

Selection

The Tridon reverse light switch range has been developed for use with manual transmission gear boxes only, and designed to operate within OEM specifications. As the reverse light switch must be compatible with the vehicle gearbox and drive train system, always refer to the vehicle application list to ensure the correct part number is selected. Failure to use the correct reverse light switch may result gearbox damage or lack of reverse light operation.

When a reverse light switch malfunction or fault is suspected, the reverse light switch should be checked and replaced by a trained professional.



* Test procedure values will vary between make and models and should be used as a guide only.

Testing and Replacement

Reverse Light Switches Testing Procedure

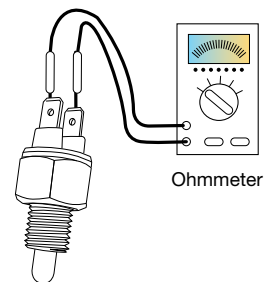
1. Remove the reverse light switch from the vehicle.
2. Check the reverse light switch for visible faults or oil leaks.
3. Check correct reverse light switch operation, using an Ohmmeter, measure for continuity across the reverse light switch terminals.

Normally CLOSED circuit type reverse light switch.

- With the plunger depressed, the reading should be infinite or open circuit.
- Slowly release the plunger to the resting position, the reading should become zero (0Ω), or show a closed circuit between the contacts.

Normally OPEN circuit type reverse light switch.

- With the plunger depressed, the reading should be zero (0Ω), or show a closed circuit between the contacts.
- Slowly release the plunger to the resting position, the reading should be infinite or open circuit.



Ohmmeter

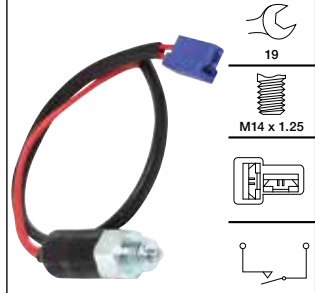

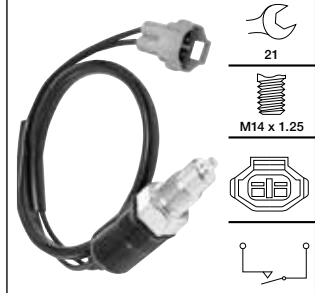





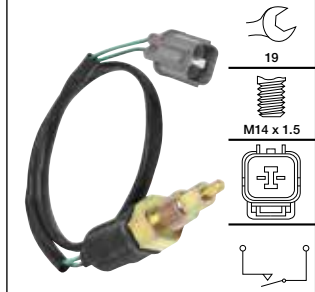
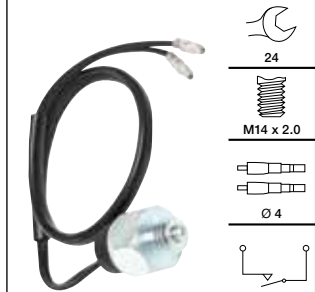

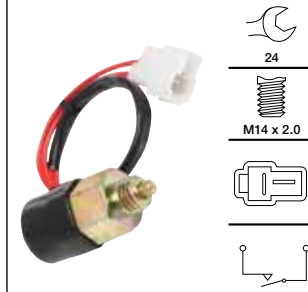
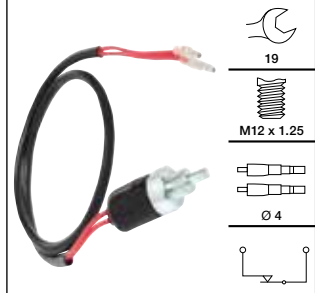
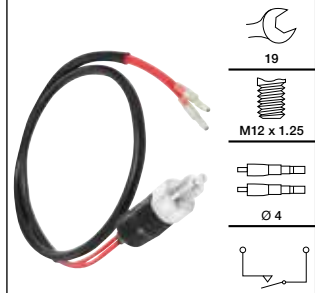
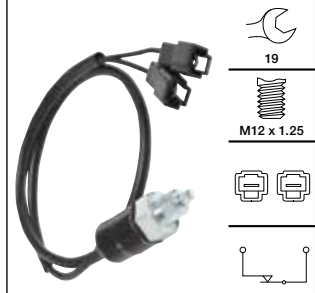

4. Replace the reverse light switch if the readings are not as shown above.

















































































5. Other reverse light circuit tests include;


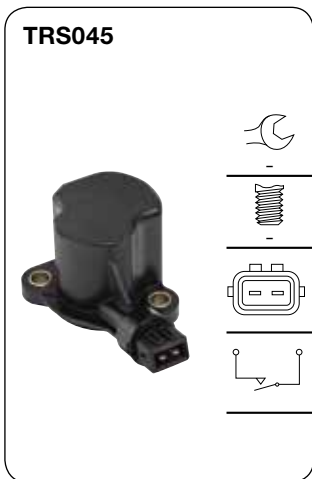
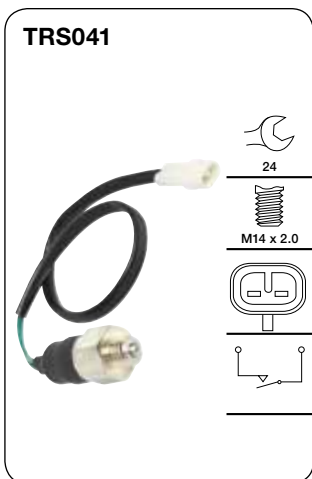

- Faulty or blown reverse light globes.
- Wiring tests, open and short circuits.
- Available voltage (check fuses).

The Tridon reverse light switch range has been developed to operate with OEM specifications. As switch circuits and operation may vary, always refer to the Tridon vehicle application list to ensure correct part number selection.



<p>TRS001</p> 	<p>TRS002</p> 	<p>TRS003</p> 	<p>TRS004</p> 
<p>TRS005</p> 	<p>TRS006</p> 	<p>TRS007</p> 	<p>TRS008</p> 
<p>TRS009</p> 	<p>TRS010</p> 	<p>TRS011</p> 	<p>TRS012</p> 
<p>TRS013</p> 	<p>TRS014</p> 	<p>TRS015</p> 	<p>TRS016</p> 

<p>TRS017</p>  <div>  19  M12 x 1.25   </div>	<p>TRS018</p>  <div>  19  M14 x 1.5   </div>	<p>TRS019</p>  <div>  19  M14 x 1.5   </div>	<p>TRS020</p>  <div>  19  M14 x 1.5   </div>
<p>TRS021</p>  <div>  22  M14 x 1.5  Ø 4.6  </div>	<p>TRS022</p>  <div>  19  M12 x 1.5  6.3 6.3  </div>	<p>TRS023</p>  <div>  19  M12 x 1.5  6.3 6.3  </div>	<p>TRS024</p>  <div>  22  M14 x 1.5  Ø 3.5  </div>
<p>TRS025</p>  <div>  19  3/8-16 UNC  Ø 4.5  </div>	<p>TRS026</p>  <div>  19  M12 x 1.5   </div>	<p>TRS027</p>  <div>  27  M16 x 1.5  6.3 6.3  </div>	<p>TRS028</p>  <div>  19  M14 x 1.5   </div>
<p>TRS029</p>  <div>  22  M14 x 1.5  6.3 6.3  </div>	<p>TRS030</p>  <div>  22  M14 x 1.5   </div>	<p>TRS031</p>  <div>  27  M18 x 1.5   </div>	<p>TRS032</p>  <div>  22  M12 x 1.5   </div>



IDENTIFICATION GUIDE

<p>TRS054</p>  <div>  22  M16 x 1.5  6.3 6.3  </div>	<p>TRS055</p>  <div>  22  9/16-18 UNF   </div>	<p>TRS056</p>  <div>  22  M16 x 1.5   </div>	<p>TRS059</p>  <div>  24  M14 x 2.0   </div>
<p>TRS060</p>  <div>  22  M14 x 1.5   </div>	<p>TRS061</p>  <div>  22  M16 x 1.0   </div>	<p>TRS062</p>  <div>  22  M16 x 1.5   </div>	<p>TRS063</p>  <div>  22  M16 x 1.0   </div>
<p>TRS064</p>  <div>  22  M12 x 1.5   </div>	<p>TRS065</p>  <div>  24  M20 x 1.5   </div>	<p>TRS066</p>  <div>  22  M14 x 1.5   </div>	<p>TRS067</p>  <div>  22  M12 x 1.0   </div>
<p>TRS068</p>  <div>  22  M14 x 1.5   </div>	<p>TRS069</p>  <div>  22  M14 x 1.0   </div>	<p>TRS070</p>  <div>  22  M16 x 1.0   </div>	<p>TRS071</p>  <div>  21  M14 x 1.5   </div>

TRS072



TRS073



TRS074



TRS075



TRS076



TRS077



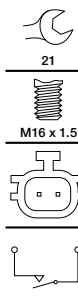
TRS078



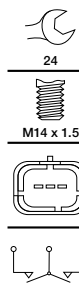
TRS079



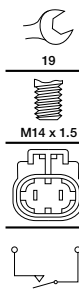
TRS080



TRS081



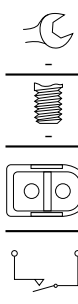
TRS082



TRS083



TRS084



TRS085



TRS086



TRS087




IDENTIFICATION GUIDE

<p>TRS088</p>  <p>24</p> <p>M14 x 1.5</p> 	<p>TRS089</p>  <p>21</p> <p>M14 x 1.5</p> 	<p>TRS090</p>  <p>19</p> <p>M12 x 1.5</p> 	<p>TRS091</p>  <p>19</p> <p>M12 x 1.25</p> 
<p>TRS092</p>  <p>22</p> <p>M18 x 1.5</p> 	<p>TRS093</p>  <p>-</p> <p>-</p> 	<p>TRS094</p>  <p>22</p> <p>M14 x 1.5</p> 	<p>TRS095</p>  <p>32</p> <p>M22 x 1.5</p> 
<p>TRS096</p>  <p>24</p> <p>M14 x 2.0</p> 	<p>TRS097</p>  <p>22</p> <p>M12 x 1.5</p> 	<p>TRS098</p>  <p>-</p> <p>-</p> 	<p>TRS099</p>  <p>22</p> <p>M16 x 1.0</p> 
<p>TRS100</p>  <p>22</p> <p>M16 x 1.5</p> 	<p>TRS101</p>  <p>19</p> <p>M14 x 1.5</p> 	<p>TRS102</p>  <p>24</p> <p>M14 x 2.0</p> 	<p>TRS103</p>  <p>24</p> <p>M14 x 2.0</p> 

<p>TRS104</p>   24  M14 x 2.0  	<p>TRS105</p>   24  M14 x 2.0  	<p>TRS106</p>   19  M14 x 1.5  	<p>TRS107</p>   19  M14 x 1.5  
<p>TRS108</p>   19  M14 x 1.5  	<p>TRS109</p>   22  M18 x 1.5  	<p>TRS110</p>   22  M16 x 1.0  	<p>TRS111</p>   24  M14 x 1.5  
<p>TRS112</p>   19  M14 x 1.5  	<p>TRS113</p>   19  M14 x 1.5  	<p>TRS114</p>   27  M18 x 1.5  	<p>TRS115</p>   19  M14 x 1.5  
<p>TRS116</p>   24  M14 x 2.0  	<p>TRS117</p>   19  M14 x 1.5  	<p>TRS118</p>   19  M12 x 1.5  	<p>TRS120</p>   22  M16 x 1.5  6.3 6.3 

IDENTIFICATION GUIDE



Quick Reference Guide

Circuit Type: N/C = Normally Closed, N/O = Normally Open

Part No.	Spanner	Thread	Circuit Type
TRS001	19	M14 x 1.5	N/O
TRS002	19	M14 x 1.5	N/O
TRS003	21	M14 x 1.5	N/O
TRS004	21	M16 x 1.5	N/O
TRS005	19	M14 x 1.5	N/O
TRS006	25	M18 x 1.5	N/O
TRS007	27	M18 x 1.5	N/O
TRS008	19	M14 x 1.5	N/O
TRS009	19	M14 x 1.5	N/O
TRS010	24	M14 x 2.0	N/O
TRS011	24	M14 x 2.0	Dual N/O - N/C
TRS012	24	M14 x 2.0	N/O
TRS013	19	M12 x 1.25	N/C
TRS014	19	M12 x 1.25	N/O
TRS015	19	M12 x 1.25	N/C
TRS016	24	M14 x 1.5	N/C
TRS017	19	M12 x 1.25	N/C
TRS018	19	M14 x 1.5	N/O
TRS019	19	M14 x 1.5	N/O
TRS020	19	M14 x 1.5	N/O
TRS021	22	M14 x 1.5	N/O

Part No.	Spanner	Thread	Circuit Type
TRS022	19	M12 x 1.5	N/O
TRS023	19	M12 x 1.5	N/O
TRS024	22	M14 x 1.5	N/O
TRS025	19	3/8 - 16 UNC	N/O
TRS026	19	M12 x 1.5	N/O
TRS027	27	M16 x 1.5	N/O
TRS028	19	M14 x 1.5	N/C
TRS029	22	M14 x 1.5	N/C
TRS030	22	M14 x 1.5	N/O
TRS031	27	M18 x 1.5	N/O
TRS032	22	M12 x 1.5	N/O
TRS033	22	M18 x 1.5	N/O
TRS034	21	M12 x 1.5	N/O
TRS037	24	M14 x 2.0	Dual N/O - N/C
TRS038	22	M16 x 1.5	N/O
TRS039	19	M14 x 1.5	N/O
TRS041	24	M14 x 2.0	N/O
TRS042	24	M14 x 2.0	Dual N/O - N/C
TRS043	19	M14 x 1.5	N/O
TRS044	19	M14 x 1.5	N/O
TRS045			N/O

Quick Reference Guide cont.

Circuit Type: N/C = Normally Closed, N/O = Normally Open

Part No.	Spanner	Thread	Circuit Type
TRS046	1"	M18 x 1.5	N/O
TRS047	22	M16 x 1.5	N/O
TRS048	22	M12 x 1.5	N/O
TRS049	22	M16 x 1.5	N/O
TRS050	24	M14 x 2.0	N/O
TRS052	24	M14 x 2.0	N/O
TRS053	24	M14 x 2.0	Dual N/O - N/C
TRS054	22	M16 x 1.5	N/O
TRS055	22	9/16-18 UNF	N/O
TRS056	22	M16 x 1.5	N/O
TRS059	24	M14 x 2.0	N/O
TRS060	22	M14 x 1.5	N/O
TRS061	22	M16 x 1.0	N/O
TRS062	22	M16 x 1.5	N/O
TRS063	22	M16 x 1.0	N/O
TRS064	22	M12 x 1.5	N/O
TRS065	24	M20 x 1.5	N/C
TRS066	22	M14 x 1.5	N/O
TRS067	22	M12 x 1.0	N/O
TRS068	22	M14 x 1.5	N/O
TRS069	22	M14 x 1.5	N/O
TRS070	22	M16 x 1.0	N/O
TRS071	21	M14 x 1.5	N/O
TRS072	27	M18 x 1.5	N/O
TRS073	22	M14 x 1.5	N/O
TRS074	24	M14 x 2.0	N/O
TRS075	27	M18 x 1.5	N/O
TRS076	24	M14 x 1.5	N/C
TRS077	19	M12 x 1.25	N/C
TRS078	24	M14 x 1.5	N/C
TRS079	27	M18 x 1.5	N/O
TRS080	21	M16 x 1.5	N/O
TRS081	24	M14 x 1.5	Dual N/O
TRS082	19	M14 x 1.5	N/O
TRS083	19	M14 x 1.5	N/O
TRS084			N/O
TRS085	22	M12 x 1.5	N/O
TRS086			N/C

Part No.	Spanner	Thread	Circuit Type
TRS087	27	M27 x 1.0 M12 x 1.0	N/C
TRS088	24	M14 x 1.5	N/C
TRS089	21	M14 x 1.5	N/O
TRS090	19	M12 x 1.5	N/O
TRS091	19	M12 x 1.25	N/C
TRS092	22	M18 x 1.5	N/O
TRS093			N/O
TRS094	22	M14 x 1.5	N/O
TRS095	32	M22 x 1.5	N/O
TRS096	24	M14 x 2.0	N/O
TRS097	22	M12 x 1.5	N/O
TRS098			N/C
TRS099	22	M16 x 1.0	N/O
TRS100	22	M16 x 1.5	N/O
TRS101	19	M14 x 1.5	N/O
TRS102	24	M14 x 2.0	N/O
TRS103	24	M14 x 2.0	N/O
TRS104	24	M14 x 2.0	N/O
TRS105	24	M14 x 2.0	N/O
TRS106	19	M14 x 1.5	N/O
TRS107	19	M14 x 1.5	N/O
TRS108	19	M14 x 1.5	N/O
TRS109	22	M18 x 1.5	N/O
TRS110	22	M16 x 1.0	N/O
TRS111	24	M14 x 1.5	Dual N/O - N/O
TRS112	19	M14 x 1.5	N/O
TRS113	19	M14 x 1.5	N/O
TRS114	27	M18 x 1.5	N/O
TRS115	19	M14 x 1.5	N/O
TRS116	24	M14 x 2.0	N/O
TRS117	19	M14 x 1.5	N/O
TRS118	19	M12 x 1.5	N/O
TRS120	22	M16 x 1.5	N/O
TRS121	22	M16 x 1.5	N/O
TRS122	22	M12 x 1.5	N/O
TRS123	19	M12 x 1.5	N/O

electronic part finder

Additional vehicles and applications may have been introduced after the time of catalogue printing. For complete, up to date vehicle application listings refer to the Tridon website www.tridon.com.au (or www.tridon.co.nz) and go to **Tridon Part Finder**.

The Tridon Part Finder contains the most up to date vehicle information and parts applications. It is easy to use, just follow these steps to select the correct Tridon part:

Step 1: Go to www.tridon.com.au or www.tridon.co.nz

Step 2: Select Part Finder Tab

Step 3: Select Vehicle Make

Step 4: Select Vehicle Model

Step 5: Select Year

Step 6: Select the Series, Engine or Date

Step 7: Select the Tridon Part Required

TRIDON

CONTACT US | HOME

PRODUCTS | PART FINDER | ABOUT TRIDON | DOWNLOADS | VIDEOS

SEARCH Go

Part Finder

Select make:

Select model:

Select year:

Select application(s):

☐ All ☐ Glow Plug ☒ Switches & Sensors ☐ Merchandisers

☒ Automotive Caps ☒ Ignition ☒ Thermostats & Gaskets ☒ Timing Tools

☒ Flashers & Relays ☐ Malory Squeezers ☒ Wiper ☐ Cooling System Testers

TP5073 Oil Pressure Sensor (ECU Control)

Features

- Thread - M14 x 1.5
- Circuit Type - Electronic

Applications for Holden Commodore VE, V6, 3.6L, V-DHNC, Petrol, MPFI, RWD, 175, Eng code: LEO Alloytec 175, 1/07/2006 - 31/08/2009

Part no.	Description	Location	First stock	Year from	Comments
TCAS184	Cam Angle Sensor	2 required per vehicle			
TC5090	NEW! Coolant sensor		06/09		
TC5102	NEW! Coolant sensor			1/06/09	
TCAS300	Crank Angle Sensor				
TFN4243	NEW! Fuel Cap (Non Locking)	Filler Neck			
TIC252	Ignition Coil	Coil On Plug			
TOCS30	NEW! Oil Cap	Rocker cover			From Chassis Number LB99057
TP5073	NEW! Oil Pressure Sensor (ECU Control)	Oil filter housing			3 Pin Sensor
CK31125	Radiator Cap	Engine			
TT479-180P	NEW! Thermostat	Rear of engine			Thermostat insert only, supplied with installation tube. TTG77 gasket required for housing.
TT639-180P	NEW! Thermostat	Rear of engine			Complete Thermostat and Housing unit.
TTG77	Thermostat Gasket				TTG77 required when installing TT479-180P thermostat insert.
JNC	NEW! Thermostat Gasket included with Tridon Thermostat				Included with Tridon TT639-180P thermostat.
J04732	NEW! Toledo Camshaft Alignment Tools				Cam locking tools only
TFB15TL	Wiper Tridon Flexblade™ - Top Lock Pinch Tab	Passenger Side			
TFB20TL	Wiper Tridon Flexblade™ - Top Lock Pinch Tab	Driver's Side			

SITE MAP | PACKAGING COVENANT | DISCLAIMER | PRIVACY STATEMENT

For illustration purposes only. Please refer to Tridon website.



Servicing the Automotive, Industrial and Hardware Markets



Hose Clamps

- Perforated Band Clamps
- Solid Band Clamps
- T-Bolt Clamps
- Double Ear & Rubber Lined Clamps
- Spring Lock Clamps
- Uniband Clamps
- Vinyl Coated Clamps
- Specialised Clamping Solutions

Cooling System

- Thermostats (including High-Flow)
- Thermostat Gaskets

Automotive Caps

- Radiator, Oil Caps & Fuel Caps

Ignition Parts

- Ignition Coils
- Ignition Modules
- Crank & Cam Angle Sensors
- Pick Up Coils

Switches and Sensors

- Oil Pressure Senders & Sensors
- Water Temperature Senders
- Coolant Temperature Sensors
- Thermo Fan Switches
- Stop Light Switches
- Reverse Light Switches
- Oxygen Sensors

Diesel Parts

- Glow Plugs

Windscreen Wipers

- FlexBlade® Wiper Blades
- CurveBlade® Wiper Blades
- Complete Wiper Blades
- Plastic & Metal Wiper Refills

Electrical

- Electronic & Thermal Flashers
- General Relays
- Brass Battery Terminals

Driveway Service Products

- Mallory Window Squeegees

Cable Ties

- Nylon & Stainless Steel



Workshop Tools

- Banding, Clamping & Hose
- Cleaning, Cutting & Shaping
- Diagnostic & Inspection
- Files, Knives & Scissors
- Impact & Striking
- Organisers, Identifiers & Storage
- Panel & Trim
- Pliers, Scrapers & Wrenches
- Screwdrivers, Sockets & Bits
- Sloggers & Podgers

Mechanical Service Tools

- A/C, Brake & Bearing
- Clutch & Transmission
- Cooling System
- Engine & Exhaust
- Fuel, Hose & Pipe
- Suspension & Steering
- Tyre & Wheel
- Timing Tools

Measuring & Precision

- Balances, Calipers & Dividers
- Protractors, Rules & Squares
- Taper Gauges & Tapes

Electrical Service Tools

- Battery, Circuit & Voltage
- Dashboard & Radio
- Ignition & Spark Plug

Lubrication Tools

- Cans, Funnels, Pans, Pumps & Syphons
- Grease Guns & Nipples

Pulling & Extracting

- Automotive, Bearing & Split Collet
- Mechanical & Hydraulic



- Sockets & Spanners



- Chuck Keys
- Tiling, Cutting & Shaping Tools



- Combination Pliers
- Circlip Pliers
- Water Pump Pliers
- Cutting Nippers
- Carpenter's Pincers
- Concreter's Nippers
- Gripping Pliers
- Cable & Wire Rope Cutters
- Pipe Wrenches
- Tweezers
- Insulated Tools (1000V)
- Electronic Pliers
- Photovoltaic Tools



- Service & Diagnostics
- Hydraulic & Mechanical Pullers
- Body Repair Tools
- Automotive Specialty Tools
- Diesel Specialty Tools
- Timing & Locking Tools



- Bolt Cutters
- Rod Cutters & Benders
- Angular Cutters
- Cable Cutters
- Concrete Mesh Cutters
- Swaging/Crimping
- Pocket Cutters
- Wire Rope Cutters



- Chisels & Punches
- Scrapers & Wrecking Bars



- Motorcycle Service Tools
- Maintenance Specialty Tools



For further information contact Tridon Customer Service:

AUSTRALIA

Phone: 1300 362 263
Fax: 1300 656 006
Email: sales@tridon.com.au
www.tridon.com.au

New South Wales

Head Office
15-27 Derby Street
Silverwater NSW 2128

Victoria

1/11 Brough Street
Springvale VIC 3171

Queensland

7/37 Northlink Place
Virginia QLD 4014

South Australia

729B Port Road
Woodville SA 5011

Western Australia

1/1 President Street
Welshpool WA 6106

Tasmania

77 Howick Street
Launceston TAS 7250

NEW ZEALAND

Phone: 0508 874 366
Fax: 0800 943 480
Email: sales@tridon.co.nz
www.tridon.co.nz

Auckland

3 Tiri Place
Mt Wellington
Auckland 1060

Christchurch

2/200 Annex Road
Middleton
Christchurch 8024