Chisels & Punches
Wrecking & Podger Bars
Scrapers
Screw Extractors
Cable & Connector Tools
Stripping & Crimping Tools
Solar Tools
Fibre Optic Tools

RENNSTEIG

Product Catalogue



EXCLUSIVELY DISTRIBUTED BY
TRIDON

AUSTRALIA / NEW ZEALAND EDITION

RENNSTEIG

Since 1959 Rennsteig has been a leading German manufacturer of high-quality hand tools for professional users.

RENNSTEIG, an ISO 9001:2008 certified company, is located in the heart of Germany in Thuringia, a region with a centuries-old tradition of toolmaking. Since 1991 RENNSTEIG has been an independent subsidiary of the well-known tool maker KNIPEX-WERK C. Gustav Putsch KG in Wuppertal, Germany.

RENNSTEIG tools are used wherever top results are expected, offering the right products for many different application areas:

Cable work
Plumbing
Metalworking
Construction and assembly
Special applications such as aviation, solar

Whether at a construction site, in a workshop or on an aircraft, user requirements are very diverse. What all users share are the highest standards for their work, as well as the highest demands on the ergonomics and practical functionality of the tools they use.

With their innovations, high-quality materials, precise finishing and long-life design, RENNSTEIG tools are what professionals look for in their daily work.

As technology continues to progress, new tools are needed to work with these technologies faster, more precisely and more economically. RENNSTEIG are experts at developing these tools and adapting them to shifting market demands and user needs. Over 50 international patents are impressive confirmation of their products‘ lead on world markets.

RENNSTEIG is distributed exclusively in Australia and New Zealand by Tridon.

CONTENTS

Chisels

Flat Cold Chisels 2
Cross Cut Chisels 2
Slitting Chisels 3
Mason's Chisels 3
Pointed Chisels 3
Grooving Chisels 4
Parting Chisels 4
Jointing Chisels 4
Electrician's Pointed Chisels 4
Electrician's Slitting Chisels 5
Electrician's Octagonal Chisels 5
Hand Protecting Grips 5

Punches

Taper Punches 6
Assembly Plugs 6
Hollow Wad Punches 7
Centre Punches 8
Parallel Pin Punches 8
Adjustable Centring Punches 8
Parallel Pin Punches XXL 8
Parallel Pin Punches with Guide Sleeve 9
Automatic Centre Punches 9
Hand Protecting Grips 9

Merchandisers and Sets

Chisel & Punch Merchandisers 10
Chisel & Punch Tool Sets 12
Chisel & Punch Foam Tray Sets 15

Construction & Metal Working

Wrecking Bars 16
Podger Bars 16
Scrapers 16
Screw Extractors 17

Cable & Connector Tools

Cutting

Cable Shears - Single Cutting Edge 18
Cable Shears - Twin Cutting Edge 19
Heavy Duty Cable Shears 19

Stripping

Micro Stripping Tool 20
Precision Insulation Strippers 21
Automatic Self Adjusting Insulation Stripper 21

Crimping

Power E-Crimp 22
Crimping System Pliers 23
DigiCrimp® 24

Solar

MC4 Connector Assembly Tool 25
Multifunctional Solar Tool 26
Professional Solar Installation Kit 26

Fibre Optic

Kevlar® Shears 27
Polymer Fibre Optic Tool Set 28
Fibre Optic Microstripper 28

CHISELS

- RENNSTEIG striking tools are indispensible in construction, civil engineering and renovation and meet or exceed applicable DIN standards in finish, form, version and choice of materials and cross sections.
- RENNSTEIG pays special attention to operator safety. All the striking tools have safety striking heads according to DIN standards. Supplementary heat treatment reduces the hardness at the head to 38 to 46 HRC, to reduce the danger of splintering. At the same time the hardness is sufficient to prevent undesirable spreading.
- Made in Germany

FEATURES

- Forged out of top quality hardened chrome vanadium steel.
- Tempered to a hardness of 54 to 58 HRC - not just at the working face, but throughout the tool. This gives the tool a homogeneous structure that ensures unusually long service life, and also transfers the full striking force to the work face, making the operator´s job easier.
- Tools can be reground repeatedly and still retain their full effectiveness.

DIN7255

Polished blade
Ground edge
Lacquered finish

Quality lacquered finish with laser marking



Quality under the surface: Tempered safety striking head

PACKAGING

- RENNSTEIG tools are available loose or with user friendly colour coded hang tags, to enable quick and easy product identification.
- To order chisels and punches with hang tags choose the part number ending with 'C'.



Blade Length



Shaft Size

Flat Cold Chisels

- Designed to cut metal

Part No.	Part No. Hang Tag	Length mm	Shaft Size mm	Blade Length mm	Weight g
310 100	**310 100C**	100	14 x 9	15	90
310 125	**310 125C**	125	17 x 11	18	150
310 150	**310 150C**	150	17 x 11	18	205
310 175	**310 175C**	175	20 x 12	21	280
310 200	**310 200C**	200	23 x 13	24	370
310 250	**310 250C**	250	23 x 13	25	500
310 300R	**310 300C**	300	23 x 13	26	600
310 350R	**310 350C**	350	23 x 13	27	710
310 400R	**310 400C**	400	23 x 13	27	935
310 500	**310 500C**	500	26 x 13	30	1160
310 600	–	600	26 x 13	30	1340
Octagonal cross section					
312 100	**312 100C**	100	8	9	50
312 125	**312 125C**	125	10	12	75
312 150	**312 150C**	150	10	12	90
312 175	**312 175C**	175	14	19	200

Cross Cut Chisels

- Used for cutting grooves, slots and channelling steel to get into corners where normal cross cut chisels may jam

Part No.	Part No. Hang Tag	Length mm	Shaft Size mm	Blade Length mm	Weight g
320 150	**320 150C**	150	17 x 11	6	180
320 175	**320 175C**	175	17 x 11	7	210
320 200	**320 200C**	200	20 x 12	8	340
320 250	**320 250C**	250	23 x 13	9	455
320 300	**320 300C**	300	23 x 13	9	600

Slitting Chisels

- For chasing, cutting and slitting
- Offset version - working end angled 25° for better clearance
- Optimal geometry of cutting edges
- Second cutting on the side edge
- Ideal for cutting heads of screws and metal directly
- Suited to car body repair applications

Part No.	Part No. Hang Tag	Length mm	Shaft Size mm	Blade Length mm	Weight g
Standard					
380 240	**380 240C**	240	26 x 7	26	330
Offset 25°					
380 241	**380 241C**	240	26 x 7	26	330

SLITTING CHISEL OFFSET 25°

Mason's Chisels

- Used to cut masonry products including bricks, concrete blocks, flagstones, sandstone blocks and pavers
- For making breakthroughs into walls or cutting into walls for pipe or cable
- Conical shape prevents chisel from sticking

Part No.	Part No. Hang Tag	Length mm	Shaft Size mm	Blade Length mm	Weight g
340 200	**340 200C**	200	20 x 12	26	330
340 250	**340 250C**	250	20 x 12	26	410
340 300	**340 300C**	300	23 x 13	29	600
340 350	**340 350C**	350	23 x 13	29	720
340 400	**340 400C**	400	23 x 13	29	850
Octagonal cross section					
350 300	**350 300C**	300	18	26	460
350 350	**350 350C**	350	18	26	750

MASON'S CHISEL

Pointed Chisels

- For demolition and general chisel work on brick and concrete

Part No.	Part No. Hang Tag	Length mm	Shaft Size mm	Weight g
330 200	**330 200C**	200	16	300
330 250	**330 250C**	250	16	365
330 300	**330 300C**	300	18	570
330 400	**330 400C**	400	20	965

Grooving Chisels

- For cutting grooves in specialist machinery components and precision manufacturing equipment
- Hardened tip for precise cutting of metal grooves with no deformation

Part No.	Part No. Hang Tag	Length mm	Shaft Size mm	Blade Width mm	Weight g
392 002	**392 002C**	150	10	2	75
392 003	**392 003C**	150	10	3	80
392 004	**392 004C**	150	10	4	85
392 005	**392 005C**	150	10	5	85
392 006	**392 006C**	150	10	6	90



Jointing Chisels

- Features tapered blade for cutting out mortar joints in old work without damaging the face of the brick
- To remove mortar or tiles

Part No.	Part No. Hang Tag	Length mm	Shaft Size mm	Blade Length mm	Weight g
385 050	**385 050C**	250	23 x 13	50	550
385 060	**385 060C**	250	26 x 13	60	570
385 070	**385 070C**	250	26 x 13	70	590
385 080	**385 080C**	250	26 x 13	80	610

GROOVING CHISEL

JOINTING CHISEL

Parting Chisels

- Used to separate or cut off a section of material from the main workpiece
- Small compact design allows for use in confined working areas

Part No.	Part No. Hang Tag	Length mm	Shaft Size mm	Blade Width mm	Weight g
393 002	**393 002C**	125	10	2	80
393 003	**393 003C**	125	10	3	80
393 004	**393 004C**	150	12	4	130
393 005	**393 005C**	150	12	5	130

Electrician's Pointed Chisels

- For demolition and general chisel work on brick and concrete

Part No.	Part No. Hang Tag	Length mm	Shaft Size mm	Weight g
361 255	**361 255C**	250	10	190
361 305	**361 305C**	300	10	230

Electrician's Slitting Chisel

- Used to cut masonry products including bricks, concrete blocks, flagstones, sandstone blocks and pavers
- For making small grooves in one operation
- For cutting through old electrical components, plaster and brickwork

Part No.	Part No. Hang Tag	Length mm	Shaft Size mm	Blade Width mm	Weight g
366 250	**366 250C**	250	23 x 13	33	490



Chisel not included

Hand Protecting Grips for Chisels

- Suitable for all flat profile and octagonal chisels and punches
- Protects from miss hits and stops hand slippage
- Reduces hand fatigue from vibrations

Part No.	Type	Length mm	⬢ mm	▬ mm	Weight g
395 110	Black	110	16 - 18	20 x 12 to 26 x 13	105
395 311	Two Component	110	-	23 x 13	105
395 312	Two Component	110	-	26 x 7	105
395 313	Two Component	110	16	-	105
395 314	Two Component	110	18	-	105
395 315	Two Component	110	-	20 x 12	90
395 316	Two Component	110	-	23 x 13	80
395 120	Two Component	75	10	-	15
395 121	Two Component	95	14	-	50
395 122	Two Component	95	18	-	50

ELECTRICIAN'S SLITTING CHISEL

Electrician's Octagonal Chisels

- Tapers to a very sharp edge for cutting recesses out of architraves, skirting etc or for sockets and dimmer switches
- Makes a small groove with a neat edge

Part No.	Part No. Hang Tag	Length mm	Shaft Size mm	Blade Length mm	Weight g
360 202	**360 202C**	200	8	10	98
361 202	**361 202C**	200	10	12	140
361 252	**361 252C**	250	10	12	190
361 302	**361 302C**	300	10	12	230
362 252	**362 252C**	250	12	14	260

ELECTRICIAN'S OCTAGONAL CHISEL

PUNCHES

DIN7255

Modern metalworking techniques demand ever more specialised and higher quality tools that provide long service life, high elasticity and toughness.

FEATURES

- Forged out of top quality hardened chrome vanadium steel.
- Tempered to a hardness of 54 to 58 HRC - not just at the working face, but throughout the tool. This gives the tool a homogeneous structure that ensures unusually long service life and also transfers the full striking force to the workface, making the operator´s job easier.
- Tools can be reground repeatedly and still retain their full effectiveness
- RENNSTEIG pays special attention to operator safety. All striking tools have safety striking heads according to DIN standards. Supplementary heat treatment reduces the hardness at the head to 38 to 46 HRC to reduce the danger of splintering. At the same time, the hardness is sufficient to prevent undesirable spreading.
- Made in Germany



PACKAGING

- RENNSTEIG tools are available loose or with user friendly colour coded hang tags, to enable quick and easy product identification.
- To order chisels and punches with hang tags choose the part number ending with 'C'.

Punch Size

Shaft Size

Taper Punches

- Used for alignment of holes prior to fixing, also used for driving out and removing pins
- Ground and polished surfaces

Part No.	Part No. Hang Tag	Length mm	Shaft Size mm	Punch Size Ø mm	Weight g
440 002	**440 002C**	120	10	2	65
440 003	**440 003C**	120	10	3	70
440 004	**440 004C**	120	10	4	70
440 005	**440 005C**	120	10	5	80
440 006	**440 006C**	120	10	6	80
440 008	**440 008C**	120	10	8	80

Assembly Plugs

- Used in the alignment of holes prior to fixing, also used for driving out and removing pins
- Suitable for steel construction work
- Used for power lines

Part No.	Length mm	Shaft Size mm	Punch Size Ø mm	Weight g
448 031	120	11	5	75
448 033	150	15	6	165

Hollow Wad Punches

- For stamping out or producing gaskets and seal rings from materials such as rubber, leather, felt, plastic, cork, fabric or similar components
- Multi-layered wooden boards or polyamide boards should be used as a base impact support for stamping
- Dip-coated lacquered finished with laser engraved etching
- Available individually or in roll up pouch sets



Part No.	Length mm	Punch Size Ø mm	Weight g
140 002	100	2	40
140 003	100	3	45
140 004	100	4	45
140 005	105	5	55
140 006	105	6	55
140 007	105	7	55
140 008	115	8	80
140 009	115	9	80
140 010	115	10	80
140 011	125	11	115
140 012	125	12	115
140 013	125	13	115
140 014	135	14	160
140 015	135	15	165
140 016	135	16	160
140 017	135	17	160
140 018	140	18	195
140 019	140	19	195
140 020	140	20	190
140 021	160	21	270
140 022	160	22	285
140 023	160	23	275
140 024	160	24	270
140 025	165	25	380
140 026	165	26	375
140 027	165	27	375
140 028	175	28	455

Part No.	Length mm	Punch Size Ø mm	Weight g
140 029	175	29	435
140 030	175	30	435
140 031	175	31	500
140 032	175	32	490
140 033	175	33	490
140 034	180	34	595
140 035	180	35	590
140 036	180	36	585
140 037	180	37	575
140 038	190	38	710
140 039	190	39	705
140 040	190	40	700
140 041	205	41	1090
140 042	205	42	1080
140 043	205	43	1000
140 044	205	44	1000
140 045	205	45	1035
140 046	205	46	1035
140 047	215	47	1035
140 048	215	48	1035
140 049	215	49	1030
140 050	215	50	1015
140 055	220	55	1540
140 060	240	60	1745
140 065	240	65	1675
140 070	250	70	2210
140 075	255	75	2320

Hollow Wad Punch Sets

Part No.	Description	Contents
140 900	9 Piece Set	Size Range: 3–19 mm, in increments of 2mm
140 901	19 Piece Set	Size Range: 2–20 mm, in increments of 1mm
140 902	15 Piece Set	Size Range: 2–30 mm, in increments of 2mm

Sets also available,
see page 13 for details

Centre Punches

- To create a starting point for the drill
- The impression made by the centre punch into wood, plastic or metal marks the area to be drilled and helps the drill stay on course as it goes through the material

Part No.	Part No. Hang Tag	Length mm	Shaft Size mm	Punch Size Ø mm	Weight g
430 100	**430 100C**	100	8	3	30
430 120	**430 120C**	120	10	4	70
431 120	**431 120C**	120	10	5	75
432 120	**432 120C**	120	12	5	105
434 150	**434 150C**	150	14	6	180
435 150	**435 150C**	150	16	6	200

Adjustable Centring Punches

- For exact, offset-free centring on various applications
- Perfect alignment due to the adjustable sleeve
- Specially hardened and tempered passing centring punch
- Regrindable striking edge

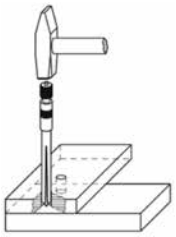

Part No.	Length mm	Size Range Ø mm	Weight g	Spare Pin Part No.
430 140	95	6 - 8	20	430 140A
430 141	105	8 - 11	37	430 141A
430 142	115	11 - 16	78	430 142A
430 143	**Centring Punch Set** Contains 430 140, 430 141 & 430 142			

Parallel Pin Punches

- Used for removing pins in parallel holes
- Designed to punch holes when struck by a hammer
- High bending resilience for longer service life and higher elasticity
- Ground and polished surfaces
- All edges of the pin punch are rounded, splitting and burring at the tip are almost entirely eliminated

Part No.	Part No. Hang Tag	Length mm	Shaft Size mm	Punch Size Ø mm	Weight g
450 002	**450 002C**	150	10	2	65
450 025	**450 025C**	150	10	2.5	65
450 003	**450 003C**	150	10	3	70
450 035	**450 035C**	150	10	3.5	70
450 004	**450 004C**	150	10	4	70
450 045	**450 045C**	150	10	4.5	70
450 005	**450 005C**	150	10	5	75
450 006	**450 006C**	150	10	6	80
450 007	**450 007C**	150	12	7	110
450 008	**450 008C**	150	12	8	115
450 009	**450 009C**	150	12	9	120
450 010	**450 010C**	150	12	10	125
451 012	**451 012C**	150	14	12	135
451 104	**451 104C**	175	10	4	80
451 105	**451 105C**	175	10	5	90
451 106	**451 106C**	175	10	6	95
451 108	**451 108C**	175	12	8	110
451 110	**451 110C**	175	12	10	120



Parallel Pin Punches XXL

- Each XXL punch includes hand guard
- Manufactured from high grade German steel
- Heat treated for perfect balance of hardness, strength and durability
- Industrial quality

Part No.	Length mm	Shaft Size mm	Punch Size Ø mm	Weight g
451 308	225	14	8	245
451 310	240	14	10	280
451 312	260	14	12	325
451 314	275	18	14	490
451 316	290	18	16	570

Set also available,
see page 13 for details

Automatic Centre Punches

- Activated by downward pressure (hammer not required)
- Impact strength is adjusted by rotation of the knurl
- Spring loaded self striking mechanism
- Precision design, industrial quality
- Supplied with two-component hand guard
- Machine steel with nickel plated finish
- Replaceable hardened pin
  - 430 229 (Size 1): For dot marking on steel, NF metal and plastics
  - 430 230 (Size 2): For highly visible marking of steel and NF materials
  - 430 231 (Size 3): For robust marking of tool and structural steel

Part No. Hang Sell	Size	Length mm	Shaft Size mm	Striking Force N	Weight g	Replacement Pin Part No.
430 229	1	95	11	20 - 50	55	439 129
430 230	2	125	14	60 - 130	95	439 130
430 231	3	130	17	180 - 250	140	439 131

Two component handguard

Adjustable striking force

Replaceable, hardened pin

Parallel Pin Punches
with Guide Sleeve

- For driving pins into or out of a work piece easily
- Made from chrome vanadium steel
- Loose knurled guide sleeve with hardened punch pin
- Sizes 0.9 to 3.9 mm with loose guide sleeve and 5.9 mm with fixed sleeve

Part No.	Length mm	Punch Size Ø mm	Weight g
457 009	80	0.9	15
457 014	84	1.4	15
457 018	88	1.8	15
457 024	92	2.4	25
457 028	96	2.8	25
457 034	98	3.4	25
457 039	100	3.9	25
457 049	102	4.9	30
457 059	102	5.9	30

Set also available,
see page 14 for details

Punch not included

Hand Protecting Grips
for Punches

- Suitable for all flat profile and octagonal chisels and punches
- Protects from miss hits and stops hand slippage
- Reduces hand fatigue from vibrations

395 120

395 122

395 110

395 312

Part No.	Type	Length mm	⬢ mm	▬ mm	Weight g
395 110	Black	110	16 - 18	20 x 12 to 26 x 13	105
395 311	Two Component	110	-	23 x 13	105
395 312	Two Component	110	-	26 x 7	105
395 313	Two Component	110	16	-	105
395 314	Two Component	110	18	-	105
395 315	Two Component	110	-	20 x 12	90
395 316	Two Component	110	-	23 x 13	80
395 120	Two Component	75	10	-	15
395 121	Two Component	95	14	-	50
395 122	Two Component	95	18	-	50

MERCHANDISERS

- **Small compact merchandiser design takes up minimal space**

0045
Centre Punch
30 piece

Part No.	Description	Size mm	Qty
430 100C	Centre Punch	100 x 3	5
430 120C	Centre Punch	120 x 4	5
431 120C	Centre Punch	120 x 5	5
432 120C	Centre Punch	120 x 5	5
434 150C	Centre Punch	150 x 6	5
435 150C	Centre Punch	150 x 6	5

Size: 290mm (w) x 220mm (h) x 150mm (d)

0047
Parallel Pin Punch
30 piece

Part No.	Description	Size mm	Qty
450 002C	Parallel Pin Punch	150 x 2	5
450 003C	Parallel Pin Punch	150 x 3	5
450 004C	Parallel Pin Punch	150 x 4	5
450 005C	Parallel Pin Punch	150 x 5	5
450 006C	Parallel Pin Punch	150 x 6	5
450 008C	Parallel Pin Punch	150 x 8	5

Size: 290mm (w) x 220mm (h) x 150mm (d)

0048
Taper Punch
30 piece

Part No.	Description	Size mm	Qty
440 002C	Taper Punch	120 x 2	5
440 003C	Taper Punch	120 x 3	5
440 004C	Taper Punch	120 x 4	5
440 005C	Taper Punch	120 x 5	5
440 006C	Taper Punch	120 x 6	5
440 008C	Taper Punch	120 x 8	5

Size: 290mm (w) x 200mm (h) x 150mm (d)

0079
Chisel & Punches
18 piece

Part No.	Description	Size mm	Qty
450 002C	Parallel Pin Punch	150 x 2	3
450 003C	Parallel Pin Punch	150 x 3	3
450 004C	Parallel Pin Punch	150 x 4	3
310 150C	Flat Cold Chisel	150 x 18	3
310 200C	Flat Cold Chisel	200 x 24	3
310 250C	Flat Cold Chisel	250 x 25	3

Size: 290mm (w) x 320mm (h) x 150mm (d)

0046
Chisel
18 piece

Part No.	Description	Size mm	Qty
380 240C	Slitting Chisel	240 x 26	3
310 150C	Flat Cold Chisel	150 x 18	3
310 175C	Flat Cold Chisel	175 x 21	3
310 200C	Flat Cold Chisel	200 x 24	3
310 250C	Flat Cold Chisel	250 x 25	3
310 300C	Flat Cold Chisel	300 x 26	3

Size: 290mm (w) x 370mm (h) x 150mm (d)

0078
Chisel
18 piece

Part No.	Description	Size mm	Qty
310 150C	Flat Cold Chisel	150 x 18	3
310 200C	Flat Cold Chisel	200 x 24	3
310 250C	Flat Cold Chisel	250 x 25	3
380 240C	Slitting Chisel	240 x 26	3
366 250C	Electrician's Slitting Chisel	250 x 33	3
385 060C	Jointing Chisel	250 x 60	3

Size: 290mm (w) x 320mm (h) x 150mm (d)

0080

Master Chisel & Punch Floor Stand

- Quality powder coated merchandiser with hooks
- Includes popular chisels, punches and sets
- Dimensions: 460mm (w) x 2060mm (h) x 390mm (d)

Part No.	Description	Size mm	Qty
310 125C	Flat Cold Chisel	125 x 18	2
310 150C	Flat Cold Chisel	150 x 18	2
310 175C	Flat Cold Chisel	175 x 21	2
310 200C	Flat Cold Chisel	200 x 24	2
310 250C	Flat Cold Chisel	250 x 25	2
310 300C	Flat Cold Chisel	300 x 26	2
366 250C	Electrician's Slitting Chisel	250 x 33	2
380 240C	Slitting Chisel	240 x 26	2
385 060C	Jointing Chisel	250 x 60	2
385 070C	Jointing Chisel	250 x 70	2
430 100C	Centre Punch	100 x 3	2
430 120C	Centre Punch	120 x 4	2
431 120C	Centre Punch	120 x 5	2
432 120C	Centre Punch	120 x 5	2
434 150C	Centre Punch	150 x 6	2
435 150C	Centre Punch	150 x 6	2
430 230	Automatic Centre Punch	125 x 14	2
430 231	Automatic Centre Punch	130 x 17	2
440 002C	Taper Punch	120 x 2	2
440 003C	Taper Punch	120 x 3	2
440 004C	Taper Punch	120 x 4	2
440 005C	Taper Punch	120 x 5	2
440 006C	Taper Punch	120 x 6	2
440 008C	Taper Punch	120 x 8	2
450 002C	Parallel Pin Punch	150 x 2	2
450 003C	Parallel Pin Punch	150 x 3	2
450 004C	Parallel Pin Punch	150 x 4	2
450 005C	Parallel Pin Punch	150 x 5	2
450 006C	Parallel Pin Punch	150 x 6	2
450 008C	Parallel Pin Punch	150 x 8	2
421 001	Essential Tool Set 6 Pc		1
425 154	Parallel Pin Punch XXL Set 5 Pc		1
RCC3	Flat Cold Chisel Set 3 Pc		1
RCP11	Chisel, Pin & Taper Punch Tool 11 Pc		1
REN01	Centre & Parallel Pin Punch Set 8 Pc		1
REN03	Chisel, Pin & Centre Punch Set 8 Pc		1
RTP8	Taper & Parallel Pin Punch Set 8 Pc		1



- **Popular chisels and punches in durable fabric, hang sell wallets**

RCP4
Chisel & Punch Set
4 piece

Part No.	Description	Size mm
310 200	Flat Cold Chisel	200 x 24
310 250	Flat Cold Chisel	250 x 25
320 175	Crosscut Chisel	175 x 7
431 120	Centre Punch	120 x 5

RCC3
Flat Cold Chisel Set
3 piece

Part No.	Description	Size mm
310 150	Flat Cold Chisel	150 x 18
310 200	Flat Cold Chisel	200 x 24
310 250	Flat Cold Chisel	250 x 25

RCS4
Flat Cold Chisel Set
4 piece

Part No.	Description	Size mm
312 100	Flat Cold Chisel	100 x 9
312 125	Flat Cold Chisel	125 x 12
312 150	Flat Cold Chisel	150 x 12
312 175	Flat Cold Chisel	175 x 19

REN01
Centre & Parallel Pin Punch Set
8 piece

Part No.	Description	Size mm
450 002	Parallel Pin Punch	150 x 2
450 003	Parallel Pin Punch	150 x 3
450 004	Parallel Pin Punch	150 x 4
450 005	Parallel Pin Punch	150 x 5
450 006	Parallel Pin Punch	150 x 6
450 008	Parallel Pin Punch	150 x 8
450 010	Parallel Pin Punch	150 x 10
434 150	Centre Punch	150 x 6

RPUN8
Taper, Centre & Parallel Pin Punch Set
8 piece

Part No.	Description	Size mm
450 003	Parallel Pin Punch	150 x 3
450 005	Parallel Pin Punch	150 x 5
450 006	Parallel Pin Punch	150 x 6
430 120	Centre Punch	120 x 4
431 120	Centre Punch	120 x 5
434 150	Centre Punch	150 x 6
440 005	Taper Punch	120 x 5
440 006	Taper Punch	120 x 6

RTP8
Taper & Parallel Pin Punch Set
8 piece

Part No.	Description	Size mm
450 002	Parallel Pin Punch	150 x 2
450 003	Parallel Pin Punch	150 x 3
450 004	Parallel Pin Punch	150 x 4
450 005	Parallel Pin Punch	150 x 5
450 006	Parallel Pin Punch	150 x 6
450 008	Parallel Pin Punch	150 x 8
450 010	Parallel Pin Punch	150 x 10
440 003	Taper Punch	120 x 3

RCP11

Chisel, Pin & Taper Punch Set

11 piece

Part No.	Description	Size mm
450 002	Parallel Pin Punch	150 x 2
450 003	Parallel Pin Punch	150 x 3
450 004	Parallel Pin Punch	150 x 4
450 005	Parallel Pin Punch	150 x 5
450 006	Parallel Pin Punch	150 x 6
450 008	Parallel Pin Punch	150 x 8
450 010	Parallel Pin Punch	150 x 10
440 003	Taper Punch	120 x 3
310 150	Flat Cold Chisel	150 x 18
310 200	Flat Cold Chisel	200 x 24
310 250	Flat Cold Chisel	250 x 25

REN02

Chisel, Pin, Taper & Centre Punch Set

11 piece

Part No.	Description	Size mm
450 002	Parallel Pin Punch	150 x 2
450 003	Parallel Pin Punch	150 x 3
450 004	Parallel Pin Punch	150 x 4
450 005	Parallel Pin Punch	150 x 5
450 006	Parallel Pin Punch	150 x 6
450 008	Parallel Pin Punch	150 x 8
450 010	Parallel Pin Punch	150 x 10
434 150	Centre Punch	150 x 6
440 003	Taper Punch	120 x 3
310 200	Flat Cold Chisel	200 x 24
310 250	Flat Cold Chisel	250 x 25

425 154

Parallel Pin Punch XXL Set

5 piece

Part No.	Description	Size mm
451 308	Parallel Pin Punch XXL	225 x 8
451 310	Parallel Pin Punch XXL	240 x 10
451 312	Parallel Pin Punch XXL	260 x 12
451 314	Parallel Pin Punch XXL	275 x 14
451 316	Parallel Pin Punch XXL	290 x 16

- Supplied in quality blowmould case with foam inlay

140 900

Hollow Wad Punch Set

9 piece

Part No.	Size mm	Part No.	Size mm
140 003	100 x 3	140 013	125 X 13
140 005	100 x 5	140 015	135 X 15
140 007	100 x 7	140 017	135 X 17
140 009	115 X 9	140 019	140 X 19
140 011	125 X 11		

140 902

Hollow Wad Punch Set

15 piece

Part No.	Size mm	Part No.	Size mm
140 002	100 x 2	140 018	140 x 18
140 004	100 x 4	140 020	140 x 20
140 006	105 x 6	140 022	160 x 22
140 008	115 X 8	140 024	160 x 24
140 010	115 X 10	140 026	165 x 26
140 012	125 X 12	140 028	175 x 28
140 014	135 X 14	140 030	175 x 30
140 016	135 X 16		

140 901

Hollow Wad Punch Set

19 piece

Part No.	Size mm	Part No.	Size mm
140 002	100 x 2	140 012	125 x 12
140 003	100 x 3	140 013	125 x 13
140 004	100 x 4	140 014	135 x 14
140 005	105 x 5	140 015	135 x 15
140 006	105 x 6	140 016	135 x 16
140 007	105 x 7	140 017	135 x 17
140 008	115 x 8	140 018	140 x 18
140 009	115 x 9	140 019	140 x 19
140 010	115 x 10	140 020	140 x 20
140 011	125 x 11		



140 901

424 120 Plastic Stand
420 140 Plastic Storage Case

Taper Punch Sets
6 piece

Part No.	Description	Size mm
440 001	Taper Punch	120 x 1
440 002	Taper Punch	120 x 2
440 003	Taper Punch	120 x 3
440 004	Taper Punch	120 x 4
440 005	Taper Punch	120 x 5
430 120	Centre Punch	120 x 4

425 170 Plastic Stand
425 150 Plastic Storage Case

Parallel Pin Punch Sets 6 piece

Part No.	Description	Size mm
450 003	Parallel Pin Punch	150 x 3
450 004	Parallel Pin Punch	150 x 4
450 005	Parallel Pin Punch	150 x 5
450 006	Parallel Pin Punch	150 x 6
450 008	Parallel Pin Punch	150 x 8
450 010	Parallel Pin Punch	150 x 10

421 001

Essential Tool Set
6 piece

Part No.	Description	Size mm
312 125	Flat Cold Chisel	125 x 12
312 150	Flat Cold Chisel	150 x 12
322 125	Crosscut Chisel	125 x 4
430 120	Centre Punch	120 x 5
440 003	Taper Punch	120 x 3
440 004	Taper Punch	120 x 4

457 102

Parallel Pin Punch Set with guide sleeve 8 piece

Part No.	Description	Size mm
457 009	Parallel Pin Punch	80 x 0.9
457 014	Parallel Pin Punch	84 x 1.4
457 018	Parallel Pin Punch	88 x 1.8
457 024	Parallel Pin Punch	92 x 2.4
457 028	Parallel Pin Punch	96 x 2.8
457 034	Parallel Pin Punch	98 x 3.4
457 039	Parallel Pin Punch	100 x 3.9
457 059	Parallel Pin Punch	102 x 5.9

445 100

Rivet Setter Set
5 piece

- Five piece rivet setter set in plastic stand
- For cold riveting
- To press the sheet metal together

Part No.	Rivet mm	Hole mm	Shaft Size mm	Length mm
445 002	2	2.5	10	100
445 003	3	3.5	10	100
445 004	4	4.5	12	100
445 005	5	6	12	110
445 006	6	7	14	110

446 100

Rivet Header Set
5 piece

- Five piece rivet header set in plastic stand
- To drive the two metal components together
- Tap the end of the rivet setter to create a mushroom effect

Part No.	Rivet mm	Head mm	Shaft Size mm	Length mm
446 002	2	3.5	10	100
446 003	3	5.2	10	100
446 004	4	7	12	100
446 005	5	8.8	14	110
446 006	6	10.5	16	110

- Tools neatly stored in high quality EVA foam tray
- Designed to suit most common tool trolleys and work benches
- In hang sell carton

RCFT6

Flat Cold & Slitting Chisel Set

6 piece

Part No.	Description	Size mm
310 100	Flat Cold Chisel	100 x 15
310 150	Flat Cold Chisel	150 x 18
310 200	Flat Cold Chisel	200 x 24
310 250	Flat Cold Chisel	250 x 25
310 300R	Flat Cold Chisel	300 x 26
380 240	Slitting Chisel	240 x 26

REN03

Chisel, Parallel Pin & Centre Punch Set

8 piece

Part No.	Description	Size mm
310 200	Flat Cold Chisel	200 x 24
310 300	Flat Cold Chisel	300 x 26
434 150	Centre Punch	150 x 6
450 003	Parallel Pin Punch	150 x 3
450 004	Parallel Pin Punch	150 x 4
450 006	Parallel Pin Punch	150 x 6
450 008	Parallel Pin Punch	150 x 8
450 010	Parallel Pin Punch	150 x 10

RCPFT8

Chisel & Parallel Pin Punch Set

8 piece

Part No.	Description	Size mm
310 100	Flat Cold Chisel	100 x 15
310 200	Flat Cold Chisel	200 x 24
310 300R	Flat Cold Chisel	300 x 26
450 002	Parallel Pin Punch	150 x 2
450 003	Parallel Pin Punch	150 x 3
450 004	Parallel Pin Punch	150 x 4
450 005	Parallel Pin Punch	150 x 5
450 006	Parallel Pin Punch	150 x 6

CONSTRUCTION & METAL WORKING

Wrecking Bars Flat Oval

- **Superior oval design, twice as strong (compared to hexagonal)**
- Special tool steel, forged, hardened, red powder coated
- Up to 50% higher resistance bending compared to equivalent hex profile tools

Part No.	Length mm	Shaft mm	Weight g
276 400	400	20 x 12	800
276 500	500	20 x 12	1000
276 600	600	23 x 13	1400
276 800	800	23 x 13	1880
276 1000	1000	23 x 13	2650

SUPERIOR OVAL DESIGN

TRADITIONAL HEXAGONAL

Wrecking bar for leverage and pulling nails

Flat oval cross section - up to 50% higher bending resistance vs hexagon cross section of same weight

Chisel end for levering and removing panels

Podger (Mounting) Bars

- Two work ends (taper point for aligning holes, pry bar tip for leveraging)
- Heat-treated ends to resist bending and breaking
- Heavy duty forged steel construction
- Rustproof powder-coated finish

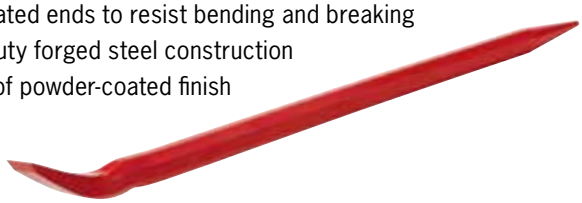

Part No.	Length mm	Shaft Hex mm	Point Size mm	Weight g
273 400	400	16	5	630
273 500	500	20	5	1050
273 600	600	20	5	1320

Trim & Clip Remover

- Suitable for removing clips and door trim linings on vehicles
- PVC powder coating provides better sliding performance and helps to avoid damage to sensitive surfaces
- Slim, ergonomic shape with wooden handle

Part No.	Blade Width mm	Blade Thickness mm	Notch Width mm	Shaft Size mm	Weight g
449 250	26	2	7.4	10	145

Scrapers

- Alloy tool steel, blade ground
- Shank lacquered with zero-wear powder coating
- Slim, ergonomic shape with wooden handle

Part No.	Type		Length mm	Blade Length mm	Blade Width mm	Weight g
460 200	Flat		200	20	5	170
460 300	Flat		300	25	6	320
461 200	Triangular		200	10	10	140
462 200	Triangular		200	16	16	140
463 200	Spoon		200	8	8	140
463 260	Seal		260	150	25	120

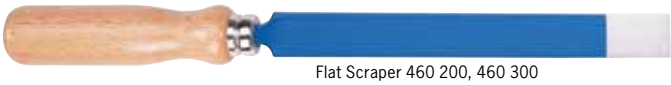

Flat Scraper 460 200, 460 300



Triangular Scraper 461 200



Triangular Hollow Ground Scraper 462 200

Spoon Scraper 463 200

Seal Scraper 463 260

Screw Extractors Dual Edged

- **The new generation of screw extractors, tapered flute design (patented)**
- High-strength steel for greater resistance to breaking and rounding out
- For unscrewing ruined screws and bolts and damaged threads
- **Can be turned clockwise or counter clockwise direction (for right and left hand threads)**
- Extractor being driven into the bore holes for firm and safe hold
- With centre punch pin
- Non-slip and dual edged engagement with the screw or bolt to be removed
- Unique hex shank design works well with all standard hex sockets and extensions or box wrenches, eliminating the problem of rounded corners

Part No.	Size	Hex Size Ø mm	Drill Ø mm Min	Drill Ø mm Max	Screw Size	
					Min	Max
471 001	1	6.35	3.2	4.8	M5	M6
471 002	2	9.5	4.8	7.1	M8	M10
471 003	3	12.7	6.4	9.5	M10	M12
471 004	4	15.9	9.5	12.7	M12	M16
471 005	5	19	11.1	15.9	M16	M20
471 006	6	22	14.3	19.1	M20	M24
471 007	7	25.4	19.1	23.8	–	M30
Set Part No.						
471 903	Screw Extractor Set 3 Piece (Size 1-3) in plastic tube					
471 904	Screw Extractor Set 5 Piece (Size 1-5) in plastic tube					

Centre punch function

Setting the extractor with a tap wrench

Screw Extractors Easy Out

- For extraction jobs e.g. removal of broken screws and threaded bolts without damaging the threading
- Material: chrome vanadium steel, hardened with burnished surface

Part No.	Size	Length mm	Shaft Ø mm	Point Ø mm	For Screws	Drill Ø mm Min	Drill Ø mm Max
470 001	1	50	3.6	1.75	M3-M6	2.0	3.5
470 002	2	57	5.0	2.20	M6-M8	3.0	4.5
470 003	3	64	6.5	3.30	M8-M11	4.0	6.0
470 004	4	71	8.8	4.75	M11-M14	6.0	8.5
470 005	5	78	11	6.35	M14-M16	7.0	11.0
470 006	6	85	15	9.50	M18-M24	11.0	14.5
470 007	7	92	19	12.70	M24-M33	14.5	19.0
470 008	8	100	24	17.50	M33-M45	20.0	23.5
Set Part No.							
470 913	Screw Extractor Set 3 Piece (Size 2-4) in plastic tube						
470 911	Screw Extractor Set 6 Piece (Size 1-6) in plastic tube						
470 912	Screw Extractor Set 8 Piece (Size 1-8) in plastic tube						

CUTTING

Cutting a cable is the first of a series of coordinated operations involved in making an electrical connection.

Cable cutters come in different designs for all cables of different shapes, materials and diameters. Applications range from cutting thin fine-wire conductors, to precise right-angled cutting of ribbon cables, to cutting large diameter power supply cables.

Cables must be cut cleanly, without requiring great effort. All RENNSTEIG cable cutters feature precision ground, hardened blades with special geometry.

Cable Shears Single Cutting Edge

- Special cutting geometry for a smooth and clean trimming of cables without crushing or deformation
- Ergonomic one-hand operation
- Not suitable for steel wire, wire rope or hard-drawn copper cables

700 015 3

700 016 3

700 116 3

Part No.	Type	Cutting Capacities		Stripping Capacity mm²	Length mm	Weight g
		⊕ Ø mm	⊕ mm²			
700 015 3	Standard	15	50	-	170	210
700 016 3	With Opening Spring	15	50	-	170	210
700 116 3	With Opening Spring & Stripping Function	12	35	1.5 - 2.5	170	210

Cable Shears Twin Cutting Edge

- For cutting single-strand, multi-strand and fine-wire aluminium and copper cables
- Easy, clean cut with one-hand operation
- No crushing or deformation of cables
- Not suitable for steel wire, wire rope or hard-drawn copper cables

Part No.	Cutting Capacities		Length mm	Weight g
	Ø mm	mm²		
700 020 3	20	70	200	300

Initial cut

Final cut

Heavy Duty Cable Shears

- For cutting single-strand, multi-strand and fine-wire aluminium and copper cables
- Easy, clean cut due to special blade geometry
- Short design with low weight rigid aluminium handles
- Not suitable for steel wire, wire rope or hard-drawn copper cables

Part No.	Cutting Capacities		Length mm	Weight g
	Ø mm	mm²		
700 027 2	27	150	500	1010

Powerful cut close to the joint

Precision blade geometry

Forged, hardened head with pinch guard

Ergonomic multi-component grips

STRIPPING

A high quality conductive connection requires the proper removal of the cable sheath and careful stripping of the various conductors. The cable sheath can be removed quickly and cleanly using a suitable stripping tool.

RENNSTEIG have two basic types of insulation strippers:

STRIPPING PLIERS WITH PROFILE BLADES

Designed for one or more defined conductor diameters. The cutting holes provide clean and safe stripping of the cross-section for which they were designed.

SELF-ADJUSTING INSULATION STRIPPERS

Automatically adjusts to the required diameter and insulation thickness. There is virtually no risk of damaging the conductor of cables up to 16mm².

Micro Stripping Tool

- Suitable for stripping fine strand insulated copper wire with conductor cross sections from 0.005 – 0.14mm²
- Inbuilt swivel and fixed stops for precision stripping applications

Part No.	Stripping Capacities		Length mm	Weight g
	mm²	AWG		
8007 5001 3	0.005 - 0.14	40 - 26	135	75

Precision profile jaws

Swivel stop

Fixed stop

Precision Insulation Strippers

- Special precision tool with built in length stop for high quality stripping and dismantling of single and multi-wire cables ranging from 0.03 to 16mm²
- No pinching or deforming of the cable ends
- Automatic release after operation
- For the full range of precision insulation strippers please visit www.rennsteig.com/en/

Part No.	Cable Type	Capacity mm²	Stripping Dimensions Ø mm	Blade Image
708 203 3	PTFE Insulated	2.5 - 10	4.45	
			3.50	
			2.70	
			2.30	
708 205 3	Standard Multi-wire	0.14 - 6	0.70 / 1.35	
			1.70 / 2.30	
			2.70 / 3.50	
708 233 3	PVC	6	5.70	
		10	4.45	
		16	3.50	



Cable is accurately positioned at length stop



Stripping is made easy with the precision made profile blades

Automatic removal of insulation without deforming the cable ends

Automatic Self Adjusting Insulation Stripper

MultiStrip® 10

- Fully automatic adjustment for all single, multi and fine stranded cables with PVC insulation
- Recessed wire cutter
- Made from lightweight fibreglass reinforced plastic for superior durability
- Replacement cutting blades and length stops available

Part No.	Stripping Capacities		Cutting Capacity mm²	Length mm	Weight g
	mm²	AWG			
707 020	0.03 - 10	32 - 7	10	195	200

Metal jaws with improved blade geometry

Adjustable length stop

Cable cutting up to 10mm²

CRIMPING

Crimp connections have replaced soldered connections in most applications. Crimps are mechanically stable and corrosion resistant. They can be done the same way every time, resist aging and offer excellent, long-lasting electrical connections.

RENNSTEIG offers the right tool for virtually any type of crimp connection. They offer all key features of modern crimp tools, such as:

- Force lock, to make sure that the crimp is finished correctly
- Secure non-slip 2-component grips for ergonomic working
- Adjustable crimping force for changeable dies
- Factory-set adjustment to the right crimping force

Power E-Crimp PEW 12 Series

6370 0400 1

- Electromechanical tool with long lasting Li-Ion battery
- Dependable and reliable with low maintenance operation
- Quick stop function means no accidental over-crimping
- Emergency unlock and reset function
- Process monitoring on multifunction display:
  - Battery charge level
  - Service interval display
  - Overheating/overload warning
- Supplied in protective storage case with foam inlay
- Uses the same dies and locators as the hand held PEW 12 crimping pliers
- For the full range of crimping dies and locators please visit www.rennsteig.com/en/

Part No.	Description	Weight g
6370 0400 1	Blank Tool in Case with Battery and Charger (no dies or locators)	4700
6370 0000 0	Replacement Li-Ion Battery 12V / 1.5 Ah	180
6370 0001 0	Replacement Li-Ion Battery 12V / 3.0 Ah	400

Low-maintenance electromechanical drive

Multifunctional display

Illuminated work area

Safe storage of the crimping die installation tool

Protective storage case with foam inlay

Crimping System Pliers PEW 12 Series

- Just one tool for almost 1,000 crimping applications
- Available blank with no dies or complete with dies
- Parallel crimping die movement with ergonomically designed handles
- Made from chrome vanadium oil hardened electric steel
- Optimum transmission of force due to lever action for fatigue reduced operation
- Different locators for precise positioning of the connectors are available separately
- For the full range of crimping dies and locators please visit www.rennsteig.com/en/

624 000 3

Non-Insulated Terminals


Insulated Terminals

Tab Connectors

Western Jacks

Ferrules

Coaxial Connectors

Part No.	Description	Terminal Type		Capacity	Die Set	Crimping Profile	Length mm	Weight g
624 000 3	Blank tool only with no dies or locators						200	560
624 030 3	Tool and Die Set	Non-Insulated Terminals		4.0mm² 6.0mm² 10.0mm²			200	650
624 045 3	Tool and Die Set	Tab Connectors Width 2.8 & 4.8mm		0.1 - 0.25mm² 0.5 - 1.0mm² 1.5 - 2.5mm²			200	650
624 060 3	Tool and Die Set	Insulated Terminals		0.5 -1.0mm² 1.5 - 2.5mm² 4.0 - 6.0mm²			200	650
624 080 3	Tool and Die Set	Western Jacks RJ 9, 10, 11, 12, 45		4, 6 & 8 Pin			200	650
624 090 3	Tool and Die Set	Ferrules		0.25 - 0.75mm² 1.0 - 1.5mm² 2.5mm² 4.0mm² 6.0mm²			200	650
624 100 3	Tool and Die Set	Coaxial Connectors RG 58/59 & RG 62/71		1.72mm 5.4mm 6.48mm			200	650

DigiCrimp® 4/8 Indent Crimping Tool

- For crimping turned male and female contacts
- Indents adjustable in 0.01 mm increments through the digital display
- Easy to recalibrate with supplied testing gauge
- Electronic wear monitoring with warning function
- Reliable crimping with force lock and synchronous crimp indenter movement
- Supplied in protective storage case with foam inlay

8723 0000 61

8753 0000 61

Crimping range
0.03 – 10.0 mm²

Fine adjustment knob

Multifunctional digital display, with settings shown in mm & inches

Protective storage case
with foam inlay

Part No.	Terminal Type		Capacity mm²	Capacity AWG	Max. Contact Diameter mm	Crimping Profile	Length mm	Weight g
8723 0000 61	Turned Contacts		0.08 - 2.5	28 - 13	5		175	820
8733 0000 61	Turned Contacts		0.03 - 0.5	32 - 20	5		175	820
8753 0000 61	Turned Contacts		0.14 - 6.0	26 - 10	7.5		230	1190
8763 0000 61	Turned Contacts		1.50 - 10.0	15 - 7	8		230	1190

SOLAR

The use of solar energy to generate electricity is still an important element for the implementation of renewable energy supply.

The installation of solar power is an investment for several decades - the return depends very much on the quality of the installation work that has been carried out. Long-term resistance to extreme weather, and the efficiency of the wiring and connections are major factors in the performance of any system.

All individual solar panels need to be properly connected, meaning short wire routing to minimise conduction losses and good solid connections. Gas tight, corrosion proof and weather resistant crimps help ensure minimal losses and good energy transmission even after many years of use.

RENNSTEIG offers a wide selection of specific solar cutting, stripping and crimping tools that are available individually or in professional time saving installation kits.

690 001

MC4 Connector Assembly Tool

- For tightening, loosening and releasing MC4 cable glands
- Safest option for damage free installation
- 2 piece set

Part No.	QTY	Length mm	Weight g
690 001	2	115	18

Multifunctional Solar Tool MC4 Connectors

- Multifunctional tool for cutting, stripping and crimping of MC4 solar connectors and cable
- Available for 4mm² and 6mm² MC4 solar cable
- Time saving tool for all solar installations

Cutting Stripping Crimping

624 004 31

Part No.	Type	Terminal Type	Capacity mm²	Die Set	Locator	Crimping Profile	Length mm	Weight g
624 004 31	Multifunction MC4 Solar Tool with Die Set & Locator	Multi-Contact (MC4)	4				200	650
624 006 31	Multifunction MC4 Solar Tool with Die Set & Locator	Multi-Contact (MC4)	6				200	650

624 105 11

Professional Solar Installation Kit

MC3 & MC4 Connectors

- Professional 10 piece kit for cutting, stripping and crimping of all MC3 and MC4 solar contacts and cable
- Supplied in protective storage case with foam inlay

Contents

Part No.	Description	QTY
624 000 3	Crimping System Pliers - PEW 12	1
624 194 3 0	MC3 Crimping Die Set - 2.5, 4 & 6mm²	1
624 570 3 0	MC4 Crimping Die Set - 2.5, 4 & 6mm²	1
624 194 0 01	MC3 Contact Locator - 2.5, 4 & 6mm²	1
624 570 0 01	MC4 Contact Locator - 2.5, 4 & 6mm²	1
708 226 3	Precision Insulation Stripper 1.5 - 6mm²	1
700 015 36	Cable Shears 170mm	1
725 000	MC3 Connector Assembly Tool	1
690 001	MC4 Connector Assembly Tool	2

FIBRE OPTIC

Multimedia is an indispensable part of modern life. To cope with the huge amounts of data this involves data transmission systems that use polymer or glass fibre optic cables to transmit digital signals in the form of light.

Polymer fibre optic (POF) cable is used for short-distance applications requiring high strength, such as in automobiles and local networks, while glass fibre is used for high transmission quality across long distances, for example in telecommunications networks.

RENNSTEIG offer a wide selection of specialised fibre optic cutting, stripping and crimping tools that are available individually or in professional time saving installation kits.

95 03 160R

Kevlar® Shears

- Only for cutting fibres of Kevlar® in optical fibre cables, not recommended for other materials
- Precisely ground blades with serration prevent the fibres from slipping and guarantee a clean cut
- Hard-chrome plated, ground surface

Part No.	Blades	Handles	Length mm	Weight g
95 03 160R	Chrome Plated	Plastic Coated	160	85

8711 1000 61

Polymer Fibre Optic Tool Set

- Professional set for cutting, stripping and crimping 2.3mm polymer fibre optic cables
- Supplied in protective storage case with foam inlay

8001 0004 3 Polymer Fibre Optic Cutting & Stripping Tool

– Special cutting operation allows further processing of fibres without polishing the cutting surface
– Optimal dampening values guarantee a high data transmission quality
– Defined cutting blades provide a clean and safe cut

Part No.	Cutting & Stripping Capacities Ø mm	Length mm	Weight g
8001 0004 3	2.3	190	495

8710 0000 6 Polymer Fibre Optic 4/8 Indent Crimping Tool

– Provides secure crimping of the insulation without any deformation to the optic fibres
– Locator permanently factory installed and adjusted to provide an exact positioning of the crimp connection

Part No.	Crimping Capacity Ø mm	Length mm	Weight g
8710 0000 6	2.3	190	450

8001 0004 3

8710 0000 6

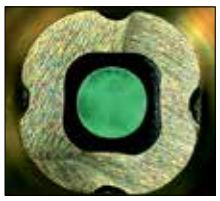

Precise crimping with no deformation

8007 5000 3

Fibre Optic Microstripper

- Designed for stripping glass fibre optic cables 125/230µm
- A fixed stop defines the stripping depth
- Two stripping locations permit removal of primary and secondary coatings

Part No.	Stripping Capacities µm	Length mm	Weight g
8007 5000 3	125 / 230	135	90

PART NO. INDEX

Part No.	Page	Part No.	Page	Part No.	Page	Part No.	Page	Part No.	Page	Part No.	Page
0045	10	140 041	7	330 200	3	424 120	14	450 045	8	471 903	17
0046	10	140 042	7	330 250	3	425 150	14	451 012	8	471 904	17
0047	10	140 043	7	330 300	3	425 154	8	451 104	8	624 000 3	23
0048	10	140 044	7	330 400	3	425 154	13	451 105	8	624 004 31	26
0078	10	140 045	7	340 200	3	425 170	14	451 106	8	624 006 31	26
0079	10	140 046	7	340 250	3	430 100	8	451 108	8	624 030 3	23
0080	11	140 047	7	340 300	3	430 120	8	451 110	8	624 045 3	23
140 002	7	140 048	7	340 350	3	430 140	8	451 308	8	624 060 3	23
140 003	7	140 049	7	340 400	3	430 140A	8	451 310	8	624 080 3	23
140 004	7	140 050	7	350 300	3	430 141	8	451 312	8	624 090 3	23
140 005	7	140 055	7	350 350	3	430 141A	8	451 314	8	624 100 3	23
140 006	7	140 060	7	360 202	5	430 142	8	451 316	8	624 105 11	26
140 007	7	140 065	7	361 202	5	430 142A	8	457 009	9	6370 0000 0	22
140 008	7	140 070	7	361 252	5	430 143	8	457 014	9	6370 0001 0	22
140 009	7	140 075	7	361 255	4	430 229	9	457 018	9	6370 0400 1	22
140 010	7	140 900	7, 13	361 302	5	430 230	9	457 024	9	690 001	25
140 011	7	140 901	7, 13	361 305	4	430 231	9	457 028	9	700 015 3	18
140 012	7	140 902	7, 13	362 252	5	431 120	8	457 034	9	700 016 3	18
140 013	7	273 400	16	366 250	5	432 120	8	457 039	9	700 020 3	19
140 014	7	273 500	16	380 240	3	434 150	8	457 049	9	700 027 2	19
140 015	7	273 600	16	380 241	3	435 150	8	457 059	9	700 116 3	18
140 016	7	276 1000	16	385 050	4	439 129	9	457 102	14	707 020	21
140 017	7	276 400	16	385 060	4	439 130	9	460 200	16	708 203 3	21
140 018	7	276 500	16	385 070	4	439 131	9	460 300	16	708 205 3	21
140 019	7	276 600	16	385 080	4	440 002	6	461 200	16	708 233 3	21
140 020	7	276 800	16	392 002	4	440 003	6	462 200	16	8001 0004 3	28
140 021	7	310 100	2	392 003	4	440 004	6	463 200	16	8007 5000 3	28
140 022	7	310 125	2	392 004	4	440 005	6	463 260	16	8007 5001 3	20
140 023	7	310 150	2	392 005	4	440 006	6	470 001	17	8710 0000 6	28
140 024	7	310 175	2	392 006	4	440 008	6	470 002	17	8711 1000 61	28
140 025	7	310 200	2	393 002	4	445 100	14	470 003	17	8723 0000 61	24
140 026	7	310 250	2	393 003	4	446 100	14	470 004	17	8733 0000 61	24
140 027	7	310 300R	2	393 004	4	448 031	6	470 005	17	8753 0000 61	24
140 028	7	310 350R	2	393 005	4	448 033	6	470 006	17	8763 0000 61	24
140 029	7	310 400	2	395 110	5, 9	449 250	16	470 007	17	95 03 160R	27
140 030	7	310 500	2	395 120	5, 9	450 002	8	470 008	17	RCC3	12
140 031	7	310 600	2	395 121	5, 9	450 003	8	470 911	17	RCFT6	15
140 032	7	312 100	2	395 122	5, 9	450 004	8	470 912	17	RCP11	13
140 033	7	312 125	2	395 311	5, 9	450 005	8	470 913	17	RCP4	12
140 034	7	312 150	2	395 312	5, 9	450 006	8	471 001	17	RCPFT8	15
140 035	7	312 175	2	395 313	5, 9	450 007	8	471 002	17	RCS4	12
140 036	7	320 150	2	395 314	5, 9	450 008	8	471 003	17	REN01	12
140 037	7	320 175	2	395 315	5, 9	450 009	8	471 004	17	REN02	13
140 038	7	320 200	2	395 316	5, 9	450 010	8	471 005	17	REN03	15
140 039	7	320 250	2	420 140	14	450 025	8	471 006	17	RPUN8	12
140 040	7	320 300	2	421 001	14	450 035	8	471 007	17	RTP8	12

RENNSTEIG

For further information contact Tridon Customer Service:

AUSTRALIA

Phone: 1300 362 263
Fax: 1300 656 006
Email: sales@tridon.com.au
tridon.com.au

New South Wales
Head Office
21 Derby Street
Silverwater NSW 2128

Victoria
1/11 Brough Street
Springvale VIC 3171

Queensland
90 Old Toombul Road
Northgate QLD 4013

Townsville
1/44-46 Carmel Street
Garbutt QLD 4814

South Australia
8B Myer Court
Beverley SA 5009

Western Australia
1/1 President Street
Welshpool WA 6106

Tasmania
77 Howick Street
Launceston TAS 7250

NEW ZEALAND

Phone: 0508 874 366
Fax: 0800 943 480
Email: sales@tridon.co.nz
tridon.co.nz

Auckland
3 Tiri Place
Mt Wellington
Auckland 1060

Christchurch
2/200 Annex Road
Middleton
Christchurch 8024

EXCLUSIVELY DISTRIBUTED BY
TRIDON

CAT089 © Copyright TRIDON AUSTRALIA PTY. LTD. 2017
A.C.N. 001 398 698 Reproduction of this catalogue in part or full is not permitted without written approval. Illustrations in this catalogue are for identification purposes only and there may be slight variations between the illustration and actual product. Whilst every effort has been made to ensure that the information contained in this catalogue is accurate at the time of printing, TRIDON AUSTRALIA PTY LTD will not accept responsibility should any inaccuracies be contained herein.